

STATE OF ALASKA WORKFORCE PROFILE FISCAL YEAR 2012



Department of Administration | Division of Personnel and Labor Relations | Employee Planning and Information Center
PO Box 110201 Juneau, AK 99811 | Phone: 907-465-4430 | <http://doa.alaska.gov/dop>

INTRODUCTION

Dear Colleagues:

The Division of Personnel and Labor Relations is pleased to provide the Fiscal Year 2012 Annual Workforce Profile for the State of Alaska Executive Branch. This publication is designed to assist you, our executives, managers and human resource professionals, in better understanding our current workforce. Understanding the current workforce is an important step in the workforce planning process.

Included in the current profile are data and graphs representing demographics such as age and ethnicity distribution, average salaries, and retirement projections by department and job class. The data presented is as of June 30, 2012.

As always, the data in this report includes all executive branch employees with permanent, probationary and provisional status in the classified service as well as partially exempt and exempt employees. Excluded from this report are executive branch employees with nonpermanent, temporary and emergency status, and employees of the National Guard, Alaska Railroad Corporation and Alaska Housing Finance Corporation. Additionally, this report does not contain information about employees of the University of Alaska or the legislative and judicial branches of the State of Alaska.

We welcome your feedback and are ready to assist you with your workforce analysis needs. You may contact your agency human resource staff or the Employee Planning and Information Center team for assistance.

Nicki Neal
Director, Division of Personnel and Labor Relations



TABLE OF CONTENTS

Introduction	1
Employee Count by Department	4
Percentage of State Workforce by Department	4
Employee Count by Region	5
Percentage of Employees by Region.....	5
Employee Count and Percentage by Location.....	6
Employee Count by Department and Gender.....	8
Chart of Employee Count by Department and Gender.....	8
Minority Count and Percentage by Department.....	9
New Hire Data.....	10
Employee Count by Age Range	11
Average Age of Employees by Year	11
Average Age by Department and Gender	12
Average Age by Bargaining Unit.....	13
Chart of Average Age by Bargaining Unit	13
Average Salary by Department.....	14
Average Base Monthly Salary by Bargaining Unit and Department.....	14
Average State Service.....	17
By Department and Gender.....	17
By Bargaining Unit	17
Retirement Projections by Department	18
Retirement Projections	18
Percentage of Employees by Retirement Projection Category.....	18
Retirement Projections by Department and Job Class	
Office of the Governor	19
Department of Administration.....	24

Retirement Projections by Department and Job Class (cont.)

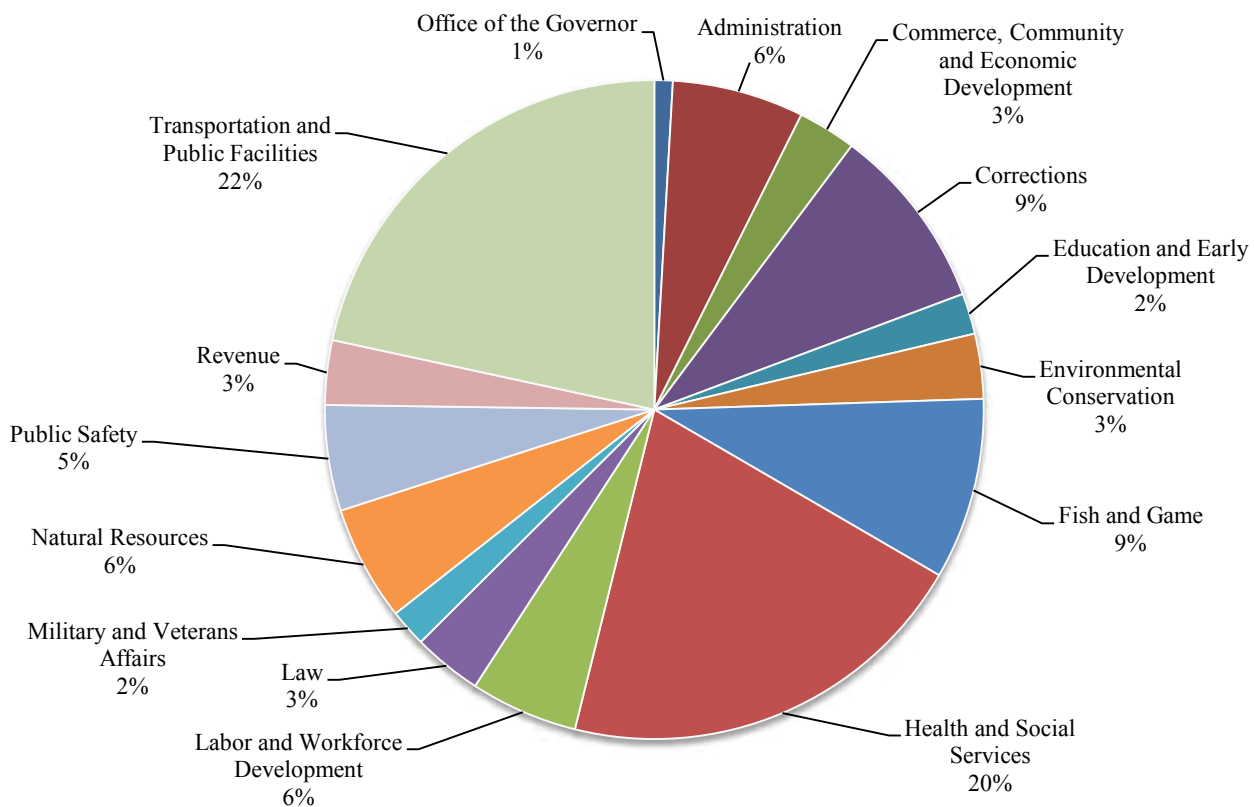
Department of Commerce, Community and Economic Development.....	30
Department of Corrections	38
Department of Education and Early Development.....	42
Department of Environmental Conservation.....	47
Department of Fish and Game.....	51
Department of Health and Social Services.....	57
Department of Labor and Workforce Development	68
Department of Law.....	75
Department of Military and Veterans Affairs	77
Department of Natural Resources	82
Department of Public Safety	90
Department of Revenue.....	95
Department of Transportation and Public Facilities.....	100
Credits and Contact Information	111



EMPLOYEE COUNT BY DEPARTMENT

Department	Employee Count
Office of the Governor	143
Administration	1025
Commerce, Community and Economic Development	453
Corrections	1439
Education and Early Development	317
Environmental Conservation	505
Fish and Game	1412
Health and Social Services	3250
Labor and Workforce Development	837
Law	537
Military and Veterans Affairs	291
Natural Resources	898
Public Safety	822
Revenue	502
Transportation and Public Facilities	3427
Statewide	15858

PERCENTAGE OF STATE WORKFORCE BY DEPARTMENT

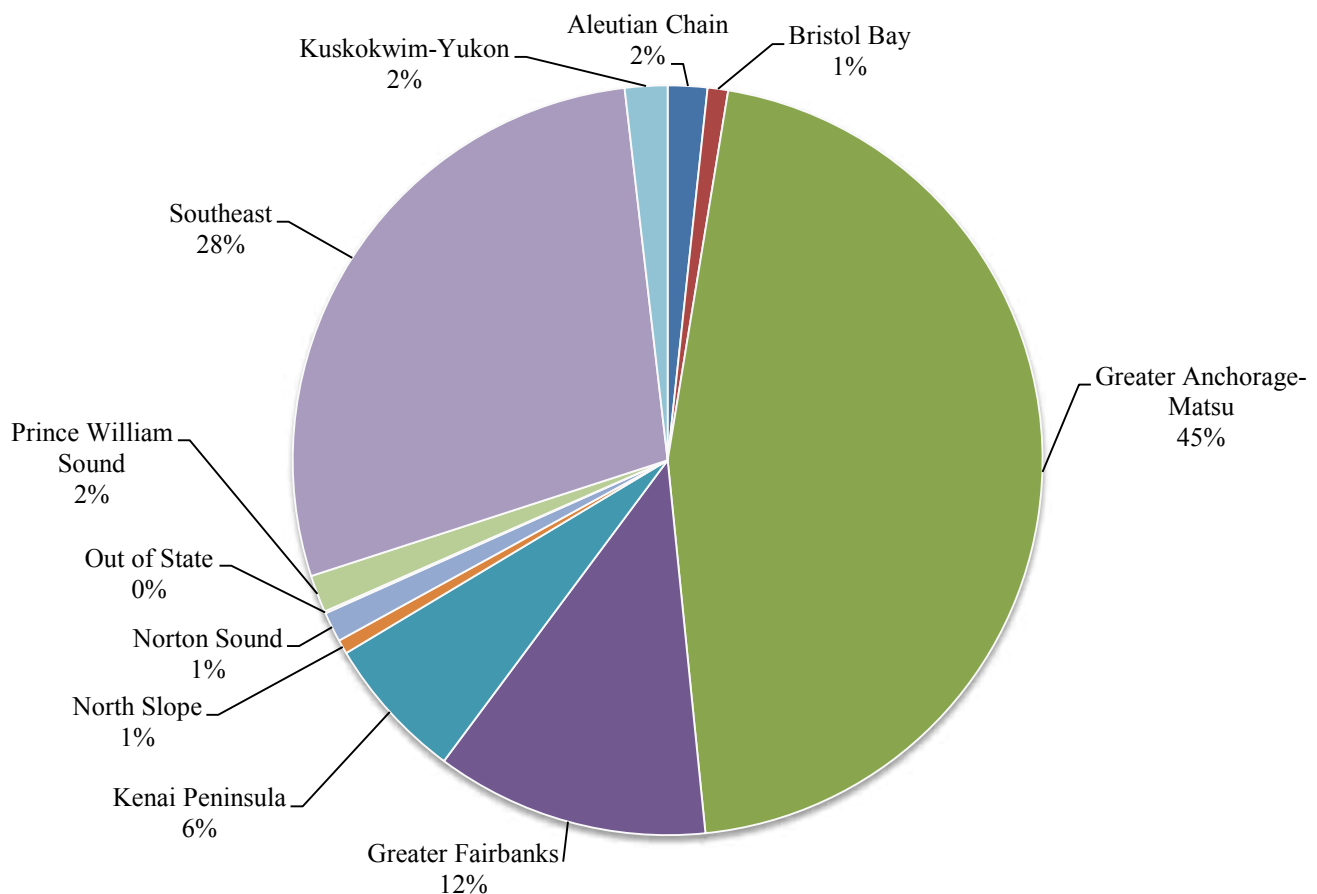


Executive Branch Employees: Classified (Permanent, Probationary, and Provisional), Partially Exempt, and Exempt

EMPLOYEE COUNT BY REGION

Region	Employee Count
Aleutian Chain	270
Bristol Bay	140
Greater Anchorage-Mat-Su	7264
Greater Fairbanks	1869
Kenai Peninsula	987
Kuskokwim-Yukon	291
North Slope	97
Norton Sound	205
Outside Alaska	14
Prince William Sound	255
Southeast	4466
Statewide	15858

PERCENTAGE OF EMPLOYEES BY REGION



Executive Branch Employees: Classified (Permanent, Probationary, and Provisional), Partially Exempt, and Exempt

EMPLOYEE COUNT AND PERCENTAGE BY LOCATION

City	Employee Count	Percentage
Adak	3	0.02%
Anchorage	5567	35.11%
Anchorage Intl. Airport	348	2.19%
Anchor Point	9	0.06%
Aniak	18	0.11%
Anvik	4	0.03%
Barrow	22	0.14%
Bear Creek	2	0.01%
Bellingham, WA	1	0.01%
Bethel	242	1.53%
Birch Lake	3	0.02%
Camp Carroll	107	0.67%
Cantwell	16	0.10%
Cascade	4	0.03%
Central	4	0.03%
Chandalar Camp	11	0.07%
Chena River	3	0.02%
Chignik	11	0.07%
Chitina	7	0.04%
Chulitna	6	0.04%
Cold Bay	6	0.04%
Coldfoot Camp	7	0.04%
Cooper Landing	2	0.01%
Cordova	97	0.61%
Cottonwood Camp	1	0.01%
Craig	12	0.08%
Crown Point	3	0.02%
Dalton Highway (Roving Crew)	11	0.07%
Deadhorse	13	0.08%
Delta Junction	44	0.28%
Denali	2	0.01%
Dillingham	82	0.52%
Douglas	10	0.06%
Dutch Harbor	28	0.18%
Eagle	4	0.03%

City	Employee Count	Percentage
Eagle River	124	0.78%
Eielson AFB	11	0.07%
Elfin Cove	1	0.01%
Emmonak	12	0.08%
Ernestine	4	0.03%
Fairbanks	1650	10.40%
Finger Lake	6	0.04%
Fort Wainwright	5	0.03%
Fort Yukon	2	0.01%
Gakona	2	0.01%
Galena	10	0.06%
Girdwood	17	0.11%
Glennallen	28	0.18%
Gustavus	2	0.01%
Haines	48	0.30%
Harding Lake	1	0.01%
Healy	10	0.06%
Homer	141	0.89%
Hoonah	5	0.03%
Iliamna	4	0.03%
Jim River	8	0.05%
Joint Base Elmendorf-Richardson	143	0.90%
Juneau	3394	21.40%
Kalsin Bay	2	0.01%
Kasilof	2	0.01%
Kenai	280	1.77%
Ketchikan	641	4.04%
King Salmon	53	0.33%
Klawock	12	0.08%
Kodiak	197	1.24%
Kotzebue	41	0.26%
Kulis Ang Base	1	0.01%
Livengood	10	0.06%
Mackenzie Point	30	0.19%
Manley Hot Springs	2	0.01%

Executive Branch Employees: Classified (Permanent, Probationary, and Provisional), Partially Exempt, and Exempt

EMPLOYEE COUNT AND PERCENTAGE BY LOCATION (CONT.)

City	Employee Count	Percentage
Mcgrath	27	0.17%
Metlakatla	3	0.02%
Montana Creek	6	0.04%
Mount Edgecumbe	48	0.30%
Nancy	1	0.01%
Nelchina	5	0.03%
Nenana	8	0.05%
Nikiski	2	0.01%
Ninilchik	7	0.04%
Nome	195	1.23%
North Kenai Camp	4	0.03%
Northway	6	0.04%
O'Brian Creek	5	0.03%
Palmer	599	3.78%
Paxson	5	0.03%
Petersburg	42	0.26%
Port Alsworth	1	0.01%
Port Moller	12	0.08%
Quartz Creek	4	0.03%
Sag River	8	0.05%
Saint Mary's	19	0.12%
Sand Point	7	0.04%
Seattle, WA	8	0.05%
Selawik	2	0.01%
Seldovia	1	0.01%
Seven Mile Camp	8	0.05%
Seward	298	1.88%
Silvertip	7	0.04%
Sitka	197	1.24%
Skagway	13	0.08%
Slana	6	0.04%
Soldotna	219	1.38%
South Fork	2	0.01%
Sterling	1	0.01%
Sutton	1	0.01%

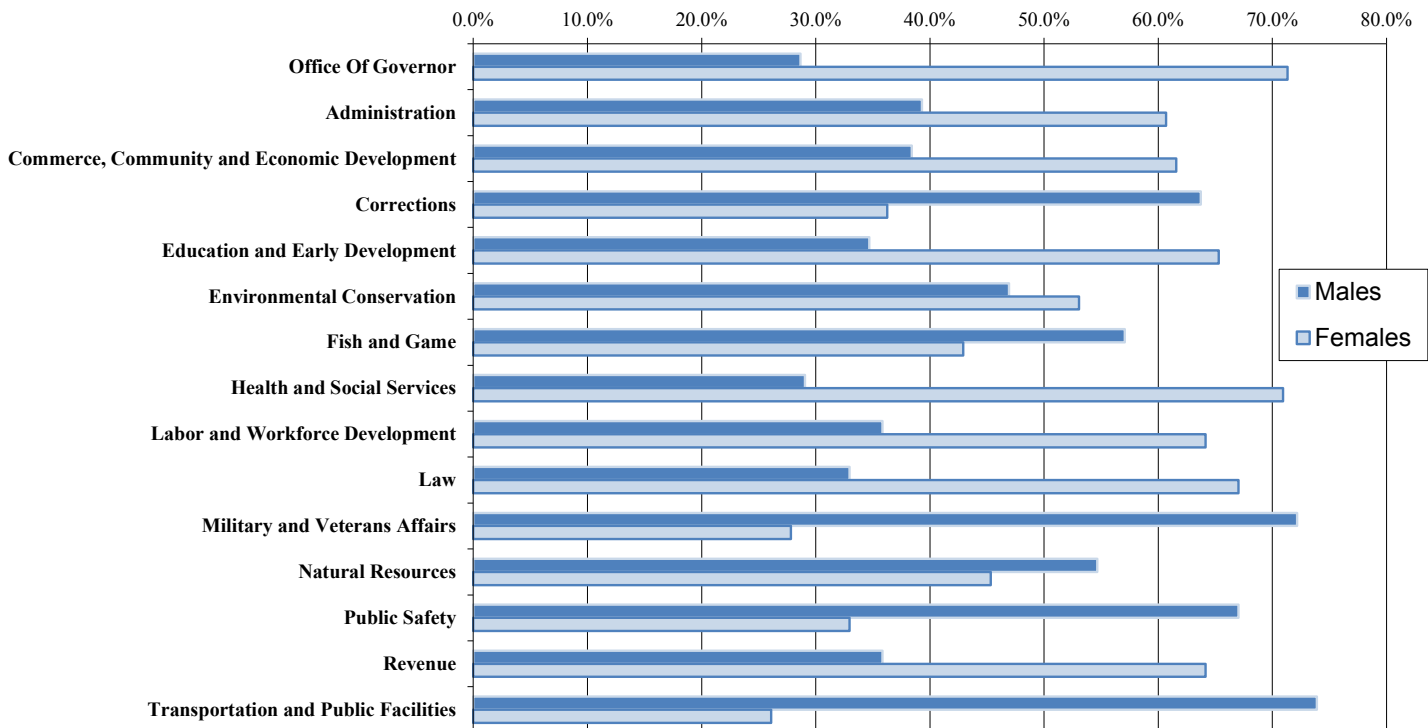
City	Employee Count	Percentage
Talkeetna	9	0.06%
Tazlina	27	0.17%
Teller	1	0.01%
Tenakee Springs	1	0.01%
Thompson Pass	10	0.06%
Tok	56	0.35%
Trapper Creek	1	0.01%
Trimms Camp	3	0.02%
Unalakleet	6	0.04%
Unalaska	4	0.03%
Valdez	73	0.46%
Washington, DC	5	0.03%
Wasilla	224	1.41%
Whittier	7	0.04%
Willow	7	0.04%
Wrangell	20	0.13%
Yakutat	18	0.11%

Executive Branch Employees: Classified (Permanent, Probationary, and Provisional), Partially Exempt, and Exempt

EMPLOYEE COUNT BY DEPARTMENT AND GENDER

Department	Males		Females	
	Count	Percentage	Count	Percentage
Office of the Governor	41	28.7%	102	71.3%
Administration	403	39.3%	622	60.7%
Commerce, Community and Economic Development	174	38.4%	279	61.6%
Corrections	917	63.7%	522	36.3%
Education and Early Development	110	34.7%	207	65.3%
Environmental Conservation	237	46.9%	268	53.1%
Fish and Game	806	57.1%	606	42.9%
Health and Social Services	944	29.0%	2306	71.0%
Labor and Workforce Development	300	35.8%	537	64.2%
Law	177	33.0%	360	67.0%
Military and Veterans Affairs	210	72.2%	81	27.8%
Natural Resources	491	54.7%	407	45.3%
Public Safety	551	67.0%	271	33.0%
Revenue	180	35.9%	322	64.1%
Transportation and Public Facilities	2533	73.9%	894	26.1%
Statewide	8074	50.9%	7784	49.1%

CHART OF EMPLOYEE COUNT BY DEPARTMENT AND GENDER



Executive Branch Employees: Classified (Permanent, Probationary, and Provisional), Partially Exempt, and Exempt

MINORITY COUNT AND PERCENTAGE BY DEPARTMENT

Department	Minority Count	% of Minority Employees
Office of the Governor	25	17.5%
Administration	210	20.5%
Commerce, Community and Economic Development	83	18.3%
Corrections	310	21.5%
Education and Early Development	55	17.4%
Environmental Conservation	80	15.8%
Fish and Game	147	10.4%
Health and Social Services	1011	31.1%
Labor and Workforce Development	173	20.7%
Law	93	17.3%
Military and Veterans Affairs	60	20.6%
Natural Resources	97	10.8%
Public Safety	120	14.6%
Revenue	129	25.7%
Transportation and Public Facilities	651	19.0%
Statewide	3244	20.5%

Top Three Departments	% of Minorities
Health and Social Services	31.1%
Revenue	25.7%
Corrections	21.5%



NEW HIRE DATA

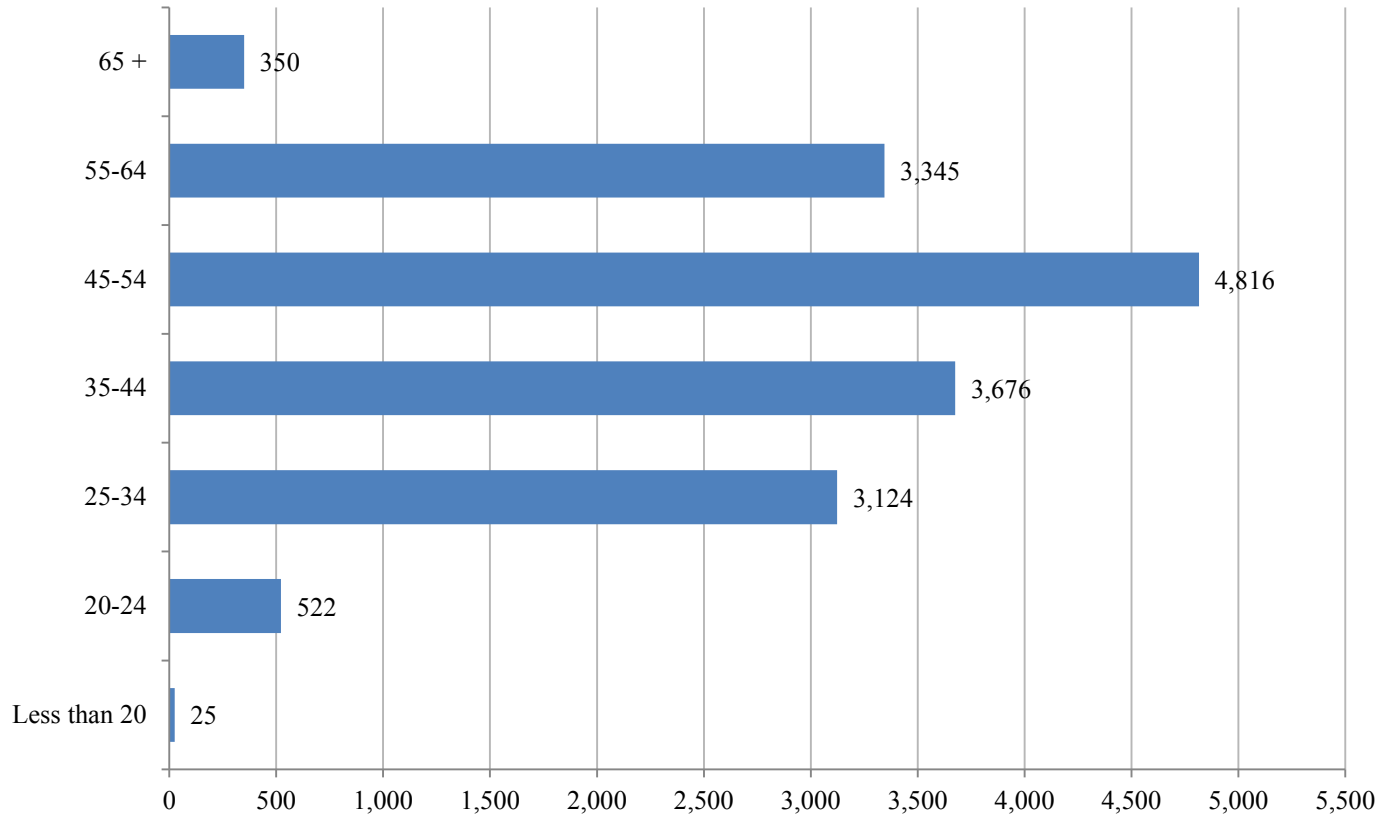
Department	New Hire Count	Average Age of New Hire	Average Age of New Hire	
			Male	Female
Office of the Governor	20	38.9	40.5	38.2
Administration	123	36.8	37.1	36.6
Commerce, Community and Economic Development	58	39.8	43.5	37.4
Corrections	135	36.4	34.0	39.5
Education and Early Development	33	37.0	36.1	37.5
Environmental Conservation	46	38.1	37.8	38.5
Fish and Game	158	32.3	32.1	32.5
Health and Social Services	420	38.9	40.1	38.4
Labor and Workforce Development	57	39.0	38.4	39.5
Law	64	35.1	38.0	33.8
Military and Veterans Affairs	40	39.5	39.7	39.0
Natural Resources	86	37.1	34.0	40.3
Public Safety	63	34.7	33.0	37.1
Revenue	47	38.0	38.1	37.9
Transportation and Public Facilities	345	37.8	37.6	38.2
Statewide	1695	37.3	36.9	37.6

New hire counts are permanent employees hired within Fiscal Year 2012 who are still employed.

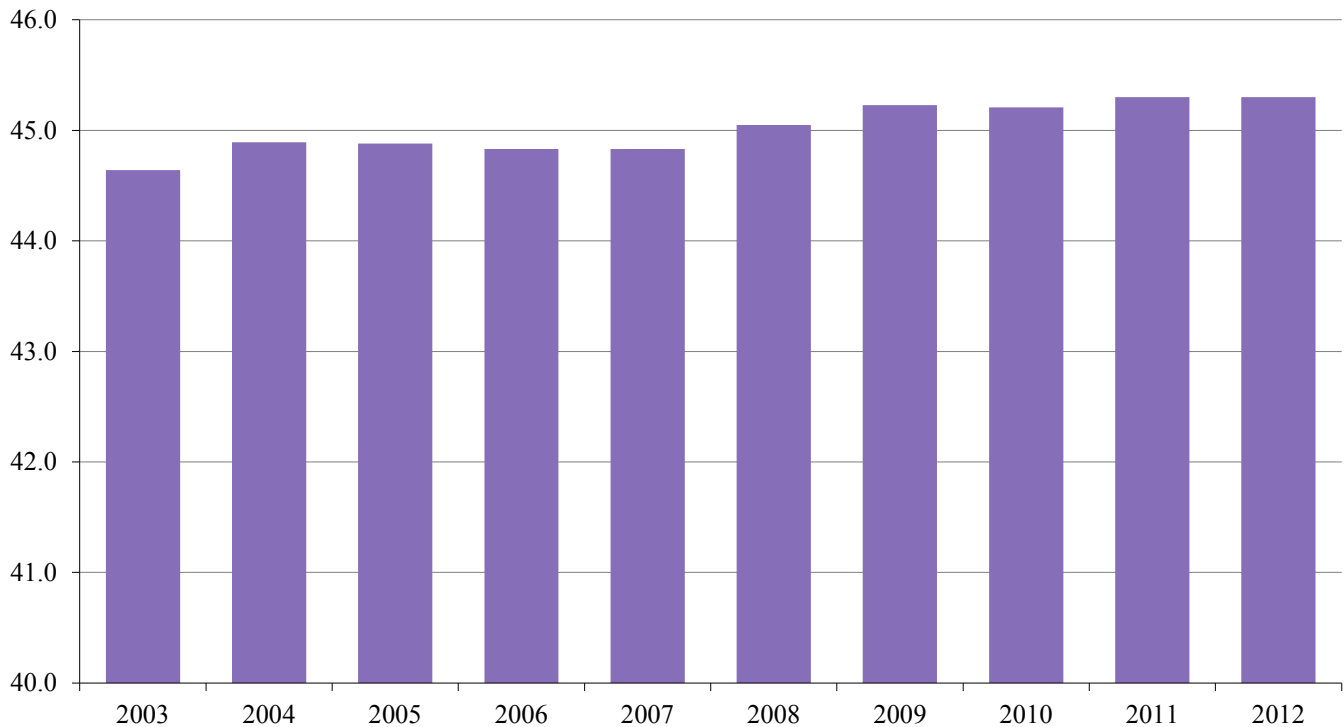
New Hire	Highest Average Age	Lowest Average Age
Overall Average	Commerce, Community and Economic Development (39.8)	Fish and Game (32.3)
Male	Commerce, Community and Economic Development (43.5)	Fish and Game (32.1)
Female	Natural Resources (40.3)	Fish and Game (32.5)



EMPLOYEE COUNT BY AGE RANGE



AVERAGE AGE OF EMPLOYEES BY YEAR



Executive Branch Employees: Classified (Permanent, Probationary, and Provisional), Partially Exempt, and Exempt

AVERAGE AGE BY DEPARTMENT AND GENDER

Department	Average Age	Average Age	
		Male	Female
Office of the Governor	44.5	43.5	44.9
Administration	43.9	44.7	43.4
Commerce, Community and Economic Development	46.6	47.2	46.3
Corrections	44.9	44.6	45.4
Education and Early Development	45.5	45.5	45.5
Environmental Conservation	46.3	47.8	44.9
Fish and Game	42.3	43.3	41.0
Health and Social Services	45.9	46.0	45.8
Labor and Workforce Development	47.9	48.3	47.7
Law	43.8	44.8	44.6
Military and Veterans Affairs	46.6	47.3	44.6
Natural Resources	45.7	45.0	46.6
Public Safety	42.0	40.8	44.6
Revenue	45.5	45.2	45.6
Transportation and Public Facilities	46.3	46.4	45.9
Statewide	45.3	45.4	45.2

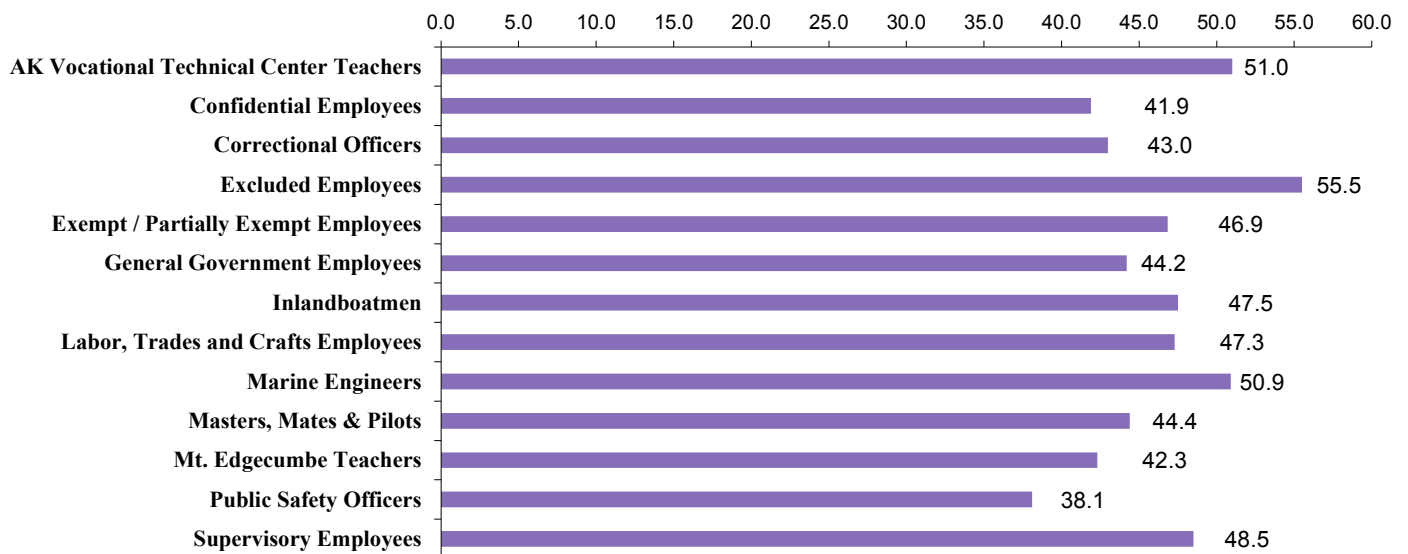
Employees	Highest Average Age	Lowest Average Age
Overall Average	Labor (47.9)	Public Safety (42.0)
Male Average	Labor (48.3)	Public Safety (40.8)
Female Average	Labor (47.7)	Fish & Game (41.0)



AVERAGE AGE BY BARGAINING UNIT

Bargaining Unit	Average Age
AK Vocational Technical Center Teachers	51.0
Confidential Employees	41.9
Correctional Officers	43.0
Excluded Employees	55.5
Exempt / Partially Exempt Employees	46.9
General Government Employees	44.2
Inland Boatmen	47.5
Labor, Trades and Crafts Employees	47.3
Marine Engineers	50.9
Masters, Mates & Pilots	44.4
Mt. Edgecumbe Teachers	42.3
Public Safety Officers	38.1
Supervisory Employees	48.5

CHART OF AVERAGE AGE BY BARGAINING UNIT



Executive Branch Employees: Classified (Permanent, Probationary, and Provisional), Partially Exempt, and Exempt

AVERAGE SALARY BY DEPARTMENT

Department	Statewide	
	Employee Count	Average Base Monthly Salary
Office of the Governor	143	\$6,297.00
Administration	1025	\$5,484.96
Commerce, Community and Economic Development	453	\$5,652.55
Corrections	1439	\$5,207.38
Education and Early Development	317	\$5,380.43
Environmental Conservation	505	\$5,701.99
Fish and Game	1412	\$4,758.93
Health and Social Services	3250	\$4,808.13
Labor and Workforce Development	837	\$4,969.05
Law	537	\$6,500.83
Military and Veterans Affairs	291	\$5,050.05
Natural Resources	898	\$5,219.51
Public Safety	822	\$5,826.86
Revenue	502	\$5,497.09
Transportation and Public Facilities	3427	\$5,081.37
Statewide	15858	\$5,188.39

AVERAGE BASE MONTHLY SALARY BY BARGAINING UNIT & DEPARTMENT

Bargaining Unit	General Government		Supervisory		Confidential	
	Employee Count	Average Salary	Employee Count	Average Salary	Employee Count	Average Salary
Office of the Governor						
Administration	465	\$4,454.18	115	\$6,211.03	185	\$4,612.72
Commerce, Community and Economic Development	244	\$4,506.49	70	\$6,343.00		
Corrections	418	\$4,634.24	130	\$6,665.33		
Education and Early Development	144	\$4,693.51	33	\$6,761.70		
Environmental Conservation	354	\$5,015.07	136	\$7,219.99		
Fish and Game	972	\$4,033.26	380	\$6,303.62		
Health and Social Services	2466	\$4,435.34	501	\$6,505.58	1	\$3,539.00
Labor and Workforce Development	596	\$4,446.24	134	\$6,272.37		
Law	193	\$3,895.72	41	\$4,715.61		
Military and Veterans Affairs	138	\$4,204.38	43	\$5,613.67		
Natural Resources	602	\$4,397.06	168	\$6,560.13		
Public Safety	309	\$4,070.15	85	\$7,420.69		
Revenue	334	\$4,291.32	77	\$6,263.99		
Transportation and Public Facilities	996	\$5,179.58	306	\$7,568.49	6	\$4,572.67
Statewide	8231	\$4,482.55	2219	\$6,620.49	192	\$4,605.88

Executive Branch Employees: Classified (Permanent, Probationary, and Provisional), Partially Exempt, and Exempt

AVERAGE BASE MONTHLY SALARY BY BARGAINING UNIT & DEPARTMENT (CONT.)

Bargaining Unit	Labor, Trades and Crafts		Correctional Officers		Public Safety Officers	
	Employee Count	Average Salary	Employee Count	Average Salary	Employee Count	Average Salary
Office of the Governor						
Administration	30	\$4,310.10				
Commerce, Community and Economic Development						
Corrections	98	\$4,426.73	777	\$5,256.90		
Education and Early Development	6	\$4,354.46				
Environmental Conservation	5	\$5,279.63				
Fish and Game	10	\$4,762.71				
Health and Social Services	208	\$3,242.69				
Labor and Workforce Development	40	\$4,692.72				
Law						
Military and Veterans Affairs	58	\$4,232.14				
Natural Resources	54	\$3,980.50				
Public Safety	12	\$4,370.57			404	\$6,788.84
Revenue						
Transportation and Public Facilities	1154	\$4,582.29			83	\$5,754.02
Statewide	1675	\$4,373.90	777	\$5,256.90	487	\$6,612.48

Bargaining Unit	Marine Engineers		Masters, Mates & Pilots		Inland Boatmen	
	Employee Count	Average Salary	Employee Count	Average Salary	Employee Count	Average Salary
Office of the Governor						
Administration						
Commerce, Community and Economic Development						
Corrections						
Education and Early Development						
Environmental Conservation						
Fish and Game						
Health and Social Services						
Labor and Workforce Development						
Law						
Military and Veterans Affairs						
Natural Resources						
Public Safety						
Revenue						
Transportation and Public Facilities	99	\$6,210.50	97	\$6,811.93	654	\$3,947.73
Statewide	99	\$6,210.50	97	\$6,811.93	654	\$3,947.73

Executive Branch Employees: Classified (Permanent, Probationary, and Provisional), Partially Exempt, and Exempt

AVERAGE BASE MONTHLY SALARY BY BARGAINING UNIT & DEPARTMENT (CONT.)

Bargaining Unit	AK Vocational Technical Teachers		Mt. Edgecumbe Teachers	
	Employee Count	Average Salary	Employee Count	Average Salary
Office of the Governor				
Administration				
Commerce, Community and Economic Development				
Corrections				
Education and Early Development			29	\$5,164.74
Environmental Conservation				
Fish and Game				
Health and Social Services				
Labor and Workforce Development	39	\$6,291.97		
Law				
Military and Veterans Affairs				
Natural Resources				
Public Safety				
Revenue				
Transportation and Public Facilities				
Statewide	39	\$6,291.97	29	\$5,164.74

Bargaining Unit	Excluded		Exempt & Partially Exempt	
	Employee Count	Average Salary	Employee Count	Average Salary
Office of the Governor			143	\$6,297.00
Administration			230	\$8,060.71
Commerce, Community and Economic Development			139	\$7,316.64
Corrections			16	\$10,710.85
Education and Early Development			105	\$6,006.57
Environmental Conservation			10	\$9,585.40
Fish and Game			50	\$7,125.43
Health and Social Services			74	\$10,156.07
Labor and Workforce Development	4	\$6,786.25	24	\$8,683.25
Law			303	\$8,401.76
Military and Veterans Affairs			52	\$7,740.52
Natural Resources			74	\$9,770.78
Public Safety			12	\$8,841.92
Revenue			91	\$9,273.71
Transportation and Public Facilities			32	\$9,020.13
Statewide	4	\$6786.25	1355	\$8,040.97

Executive Branch Employees: Classified (Permanent, Probationary, and Provisional), Partially Exempt, and Exempt

AVERAGE STATE SERVICE BY DEPARTMENT AND GENDER

Department	Average State Service	Male	Female
Office of the Governor	10.08	10.84	9.78
Administration	9.05	9.35	8.85
Commerce, Community and Economic Development	8.64	8.55	8.70
Corrections	9.19	9.48	8.68
Education and Early Development	9.70	9.32	9.91
Environmental Conservation	9.73	9.84	9.63
Fish and Game	8.65	9.56	7.45
Health and Social Services	8.49	8.94	8.31
Labor and Workforce Development	9.94	9.72	10.06
Law	9.10	9.02	9.14
Military and Veterans Affairs	7.61	7.88	6.92
Natural Resources	9.44	9.28	9.62
Public Safety	9.33	9.66	8.67
Revenue	9.79	10.03	9.66
Transportation and Public Facilities	9.17	9.30	8.82
Statewide	9.05	9.33	8.77

AVERAGE STATE SERVICE BY BARGAINING UNIT

Bargaining Unit	Average State Service
AK Vocational Technical Center Teachers	9.84
Confidential Employees	8.26
Correctional Officers	8.64
Excluded Employees	25.04
Exempt / Partially Exempt Employees	9.76
General Government Employees	7.90
Inland Boatmen	6.81
Labor, Trades and Crafts Employees	9.04
Marine Engineers	Not Available
Masters, Mates & Pilots	11.69
Mt. Edgecumbe Teachers	7.63
Public Safety Officers	8.96
Supervisory Employees	13.68

Executive Branch Employees: Classified (Permanent, Probationary, and Provisional), Partially Exempt, and Exempt

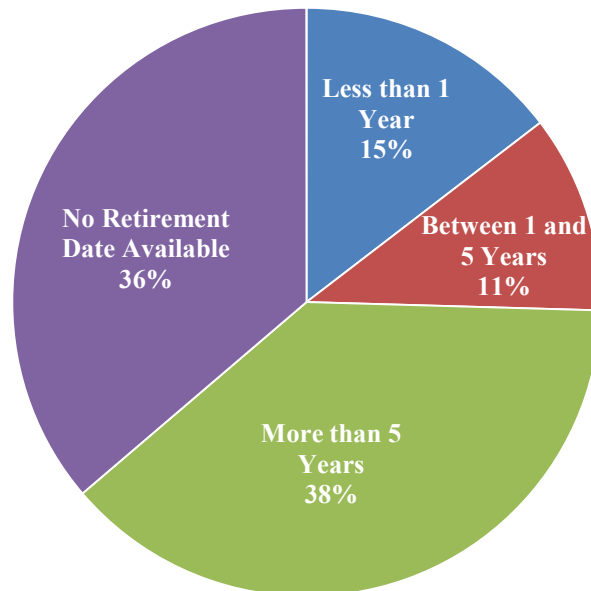
RETIREMENT PROJECTIONS BY DEPARTMENT

Department	Total Employees in R&B System	Eligible to Retire					No Retirement Date Available
		Less than 1 Year	% Less than 1 Year	Between 1 and 5 Years	% Between 1 and 5 Years	More than 5 Years	
Office of the Governor	143	16	11.2%	27	18.9%	45	55
Administration	1016	124	12.2%	112	11.0%	388	392
Commerce, Community and Economic Development	452	80	17.7%	47	10.4%	149	176
Corrections	1436	185	12.9%	194	13.5%	554	503
Education and Early Development	315	51	16.2%	43	13.7%	135	86
Environmental Conservation	504	78	15.5%	55	10.9%	187	184
Fish and Game	1402	186	13.3%	121	8.6%	602	493
Health and Social Services	3232	443	13.7%	333	10.3%	1175	1281
Labor and Workforce Development	832	141	16.9%	105	12.6%	324	262
Law	535	83	15.5%	43	8.0%	197	212
Military and Veterans Affairs	289	39	13.5%	29	10.0%	92	129
Natural Resources	895	153	17.1%	95	10.6%	335	312
Public Safety	819	109	13.3%	87	10.6%	343	280
Revenue	496	67	13.5%	53	10.7%	202	174
Transportation and Public Facilities	3327	535	16.1%	360	10.8%	1281	1151
Statewide	15693	2290	14.6%	1704	10.9%	6009	5690

Employees in the licensed engineers bargaining unit, some employees on approved leave without pay on June 30, 2012, and other records being audited by Retirement & Benefits at the time of this report are not included in these calculations.

Calculations are based on retirement dates projected by Division of Retirement & Benefits.

PERCENTAGE OF EMPLOYEES BY RETIREMENT PROJECTION CATEGORY



Executive Branch Employees: Classified (Permanent, Probationary, and Provisional), Partially Exempt, and Exempt

RETIREMENT PROJECTIONS BY DEPARTMENT & JOB CLASS

Office of the Governor									
Job Class	Job Class Code	Range	Employee Count	Eligible to Retire					No Retirement Date Available
				Less than 1 Year	% Less than 1 Year	Between 1 and 5 years	% Between 1 and 5 years	More than 5 years	
ABSENTEE & PETITION ASSISTANT	X1638	12	1	0	0.0%	0	0.0%	0	1
ABSENTEE & PETITION MANAGER	X1622	21	1	0	0.0%	0	0.0%	1	0
ABSENTEE COORDINATOR,ELECTIONS	X1532	16	1	0	0.0%	1	100.0%	0	0
ACCOUNTANT	X0215	18	1	0	0.0%	0	0.0%	1	0
ADMIN CLERK III, ELECTIONS	X1506	10	4	1	25.0%	1	25.0%	1	1
ADMIN SUPPORT SPECIALIST	X0855	15	1	1	100.0%	0	0.0%	0	0
ADMIN SUPPORT SPECIALIST	X0857	15	1	0	0.0%	0	0.0%	0	1
ADMINISTRATIVE ASSISTANT	X0033	15	1	0	0.0%	0	0.0%	0	1
ADMINISTRATIVE ASST SUPERVISOR	X1401	19	1	0	0.0%	1	100.0%	0	0
ADMINISTRATIVE DIRECTOR	X1566	27	1	1	100.0%	0	0.0%	0	0
ADMINISTRATIVE OFFICER I	K0019	17	1	0	0.0%	1	100.0%	0	0
ADMINISTRATIVE SUPPORT TECH	X0075	13	1	0	0.0%	0	0.0%	1	0
ANALYST/PROGRAMMER III/IV	X1220	18	1	0	0.0%	0	0.0%	0	1
ANALYST/PROGRAMMER V	X1221	22	1	0	0.0%	0	0.0%	1	0
ANCHORAGE OFFICE DIRECTOR	X1796	24	1	0	0.0%	0	0.0%	1	0
ANCHORAGE OFFICE MANAGER	X1733	17	1	0	0.0%	0	0.0%	1	0
ASSISTANT DIRECTOR	X0581	22	1	0	0.0%	0	0.0%	1	0
ASSOC DIRECTOR FOR INTNL TRADE	X1791	24	2	0	0.0%	1	50.0%	1	0
ASSOCIATE DIRECTOR	X1263	24	3	0	0.0%	0	0.0%	1	2
ATTORNEY II	P7143	20	1	0	0.0%	0	0.0%	0	1
ATTORNEY IV	P7145	24	1	0	0.0%	0	0.0%	1	0
AUDIO VISUAL SPECIALIST	X0034	15	1	0	0.0%	0	0.0%	0	1
BOARDS & COMMISSIONS ASSISTANT	X1922	18	1	0	0.0%	0	0.0%	0	1
CAPITAL BUDGET COORDINATOR	X1715	23	1	0	0.0%	0	0.0%	0	1
CHIEF BUDGET ANALYST	X1567	27	1	0	0.0%	0	0.0%	1	0
CHIEF OF ENFORCEMENT,ASCHR	P7170	24	1	0	0.0%	0	0.0%	1	0
CHIEF OF STAFF	X0078	29	1	1	100.0%	0	0.0%	0	0

Employees in the licensed engineers bargaining unit, some employees on approved leave without pay on June 30, 2012, and other records being audited by Retirement & Benefits at the time of this report are not included in these calculations.

Calculations are based on retirement dates projected by Division of Retirement & Benefits.

Executive Branch Employees: Classified (Permanent, Probationary, and Provisional), Partially Exempt, and Exempt

RETIREMENT PROJECTIONS BY DEPARTMENT & JOB CLASS

Office of the Governor									
Job Class	Job Class Code	Range	Employee Count	Eligible to Retire					No Retirement Date Available
				Less than 1 Year	% Less than 1 Year	Between 1 and 5 years	% Between 1 and 5 years	More than 5 years	
CHIEF OF STAFF FOR LT. GOV.	X0098	24	1	0	0.0%	0	0.0%	1	0
COMMUNICATIONS SPECIALIST	X1499	16	1	0	0.0%	0	0.0%	0	1
CONSTITUENT RELATIONS ASSIST.	X0027	16	1	0	0.0%	1	100.0%	0	0
CONSTITUENT RELATIONS ASST	X1935	14	1	0	0.0%	0	0.0%	0	1
CONSTITUENT RELATIONS COORD	X1021	20	1	0	0.0%	0	0.0%	0	1
CONSTITUENT RELATIONS SPEC	X1751	16	1	0	0.0%	0	0.0%	0	1
CONSTITUENT RELATIONS SPEC	X1751	18	3	0	0.0%	0	0.0%	1	2
DATA SYSTEMS SPECIALIST	X1929	18	2	0	0.0%	2	100.0%	0	0
DEP CHIEF OF STAFF TO LT GOV	X1591	23	1	0	0.0%	0	0.0%	0	1
DEP COS OPERATIONS & DIR OIT	X1764	27	1	0	0.0%	0	0.0%	0	1
DEPUTY CHIEF OF STAFF	X1156	27	1	0	0.0%	0	0.0%	1	0
DEPUTY DIRECTOR	X0826	24	1	0	0.0%	0	0.0%	1	0
DEPUTY LEGISLATIVE LIAISON	X1387	23	1	0	0.0%	0	0.0%	0	1
DEPUTY PRESS SECRETARY	X0081	22	1	0	0.0%	0	0.0%	0	1
DIR OF BOARDS & COMMISSIONS	X1190	23	1	0	0.0%	0	0.0%	1	0
DIR STATE AND FED RELATIONS	X0816	28	1	0	0.0%	0	0.0%	1	0
DIRECTOR	X1192	22	1	0	0.0%	0	0.0%	1	0
DIRECTOR OF OMB	X0107	28	1	1	100.0%	0	0.0%	0	0
DIVISION DIRECTOR	P1901	27	1	1	100.0%	0	0.0%	0	0
DIVISION DIRECTOR	X1568	27	1	0	0.0%	1	100.0%	0	0
DVSA COORDINATOR	X1750	25	1	0	0.0%	0	0.0%	1	0
ELECT OUTREACH/PROJECT COORD	X1674	17	1	0	0.0%	0	0.0%	1	0
ELECTION ADMIN ASSISTANT I	X1955	12	1	0	0.0%	0	0.0%	1	0
ELECTION ADMIN ASSISTANT II	X1956	14	1	0	0.0%	0	0.0%	0	1
ELECTION ASSISTANT	X1644	12	1	0	0.0%	1	100.0%	0	0
ELECTION CLERK III	X1947	10	1	0	0.0%	0	0.0%	0	1
ELECTION COORDINATOR	X0058	18	1	0	0.0%	0	0.0%	1	0

Employees in the licensed engineers bargaining unit, some employees on approved leave without pay on June 30, 2012, and other records being audited by Retirement & Benefits at the time of this report are not included in these calculations.

Calculations are based on retirement dates projected by Division of Retirement & Benefits.

Executive Branch Employees: Classified (Permanent, Probationary, and Provisional), Partially Exempt, and Exempt

RETIREMENT PROJECTIONS BY DEPARTMENT & JOB CLASS

Office of the Governor									
Job Class	Job Class Code	Range	Employee Count	Eligible to Retire					No Retirement Date Available
				Less than 1 Year	% Less than 1 Year	Between 1 and 5 years	% Between 1 and 5 years	More than 5 years	
ELECTION DATABASE/SYSTEM ADMIN	X1640	21	1	0	0.0%	1	100.0%	0	0
ELECTION SUPERVISOR	X0824	21	4	1	25.0%	2	50.0%	0	1
ELECTIONS LANG ASST PROG COORD	X1631	17	1	1	100.0%	0	0.0%	0	0
ELECTIONS PROGRAM MANAGER	X1504	21	1	0	0.0%	1	100.0%	0	0
ELECTIONS SYSTEMS MANAGER	X1623	22	1	0	0.0%	1	100.0%	0	0
EXEC DIR REDISTRICTING BOARD	X1755	26	1	0	0.0%	0	0.0%	0	1
EXEC. RESIDENCE HOUSEKEEPER	X1931	12	1	0	0.0%	0	0.0%	0	1
EXECUTIVE OFFICE ASSISTANT	X1633	15	3	0	0.0%	0	0.0%	1	2
EXECUTIVE OFFICE ASSISTANT	X1633	16	1	0	0.0%	0	0.0%	0	1
EXECUTIVE OFFICE ASSISTANT	X1744	18	1	0	0.0%	0	0.0%	1	0
EXECUTIVE RESIDENCE MANAGER	X1278	22	1	0	0.0%	0	0.0%	1	0
EXECUTIVE RESIDENCE STEWARD	X1290	15	1	0	0.0%	0	0.0%	0	1
FINANCE OFFICER	X0505	22	1	0	0.0%	0	0.0%	1	0
FISCAL TECHNICIAN III	X0516	14	1	0	0.0%	1	100.0%	0	0
FISCAL TECHNICIAN III	X0516	16	1	0	0.0%	1	100.0%	0	0
GOVERNOR	X0001	0	1	0	0.0%	0	0.0%	1	0
GOVERNORS SCHEDULER	X1635	21	1	0	0.0%	1	100.0%	0	0
GRAPHIC DESIGNER	X1732	17	1	0	0.0%	0	0.0%	0	1
HUMAN RIGHTS FLD REP III	P4207	18	7	0	0.0%	1	14.3%	1	5
HUMAN RIGHTS FLD REP IV	P4208	20	2	1	50.0%	0	0.0%	1	0
INTERNAL AUDITOR IV	X0832	23	1	0	0.0%	1	100.0%	0	0
LAN ADMINISTRATOR	X0318	23	1	0	0.0%	1	100.0%	0	0
LAW OFFICE ASSISTANT I	P7502	11	1	0	0.0%	0	0.0%	0	1
LEGISLATIVE DIRECTOR	X1919	24	1	0	0.0%	0	0.0%	1	0
LEGISLATIVE OFFICE ASSISTANT	X1626	15	1	0	0.0%	0	0.0%	0	1
LEGISLATIVE OFFICE ASSISTANT	X1626	17	1	0	0.0%	0	0.0%	0	1
LIEUTENANT GOVERNOR	X0002	0	1	0	0.0%	1	100.0%	0	0

Employees in the licensed engineers bargaining unit, some employees on approved leave without pay on June 30, 2012, and other records being audited by Retirement & Benefits at the time of this report are not included in these calculations.

Calculations are based on retirement dates projected by Division of Retirement & Benefits.

RETIREMENT PROJECTIONS BY DEPARTMENT & JOB CLASS

Office of the Governor									
Job Class	Job Class Code	Range	Employee Count	Eligible to Retire					No Retirement Date Available
				Less than 1 Year	% Less than 1 Year	Between 1 and 5 years	% Between 1 and 5 years	More than 5 years	
MAIL ROOM CLERK	X1933	12	1	0	0.0%	1	100.0%	0	0
NETWORK SYSTEMS SPECIALIST	X1224	21	2	0	0.0%	0	0.0%	2	0
OFFICE ASSISTANT I	P1134	8	1	0	0.0%	0	0.0%	0	1
OFFICE ASSISTANT II	P1135	10	1	0	0.0%	1	100.0%	0	0
OMB ADMINISTRATIVE ASSISTANT	X1456	15	1	1	100.0%	0	0.0%	0	0
OPERATING BUDGET COORDINATOR	X1716	23	1	1	100.0%	0	0.0%	0	0
PAYROLL/PERSONNEL ASSISTANT	X0511	14	1	0	0.0%	0	0.0%	0	1
PAYROLL/PERSONNEL OFFICER	X0144	23	1	1	100.0%	0	0.0%	0	0
POLICY ANALYST	X0305	23	2	0	0.0%	0	0.0%	2	0
PRESS OFFICE ASSISTANT	X0174	18	1	0	0.0%	0	0.0%	0	1
PRESS SECRETARY	X0811	24	1	0	0.0%	0	0.0%	1	0
PROCUREMENT AGENT	X0218	18	1	1	100.0%	0	0.0%	0	0
PROCUREMENT OFFICER	X1961	23	1	1	100.0%	0	0.0%	0	0
PROCUREMENT TECHNICIAN	X1229	15	1	0	0.0%	0	0.0%	1	0
PROGRAM BUDGET ANALYST IV	X0836	21	1	0	0.0%	0	0.0%	1	0
PROGRAM BUDGET ANALYST V	X0837	22	2	1	50.0%	0	0.0%	1	0
PUBLIC RECORDS SPECIALIST	X1800	19	1	0	0.0%	0	0.0%	0	1
RECEPTIONIST	X1921	14	1	0	0.0%	0	0.0%	0	1
RECEPTIONIST	X1928	13	1	0	0.0%	0	0.0%	0	1
REGIONAL ASST SUPERVISOR	X1614	16	5	0	0.0%	0	0.0%	2	3
RESEARCH ANALYST	X0266	18	1	0	0.0%	0	0.0%	0	1
RESIDENCE ADMIN ASSISTANT	X1738	14	1	0	0.0%	0	0.0%	0	1
SCHEDULER	X1593	14	1	0	0.0%	0	0.0%	0	1
SECRETARY	P1151	11	1	0	0.0%	1	100.0%	0	0
SENIOR BUDGET ANALYST	X1752	24	1	0	0.0%	0	0.0%	1	0
SENIOR ECONOMIST	X0485	23	1	1	100.0%	0	0.0%	0	0
SENIOR RURAL AFFAIRS ADVISOR	X1763	24	1	0	0.0%	0	0.0%	0	1
SPECIAL ASSISTANT	X0619	21	1	0	0.0%	0	0.0%	0	1

Employees in the licensed engineers bargaining unit, some employees on approved leave without pay on June 30, 2012, and other records being audited by Retirement & Benefits at the time of this report are not included in these calculations.

Calculations are based on retirement dates projected by Division of Retirement & Benefits.

Executive Branch Employees: Classified (Permanent, Probationary, and Provisional), Partially Exempt, and Exempt

RETIREMENT PROJECTIONS BY DEPARTMENT & JOB CLASS

Office of the Governor									
Job Class	Job Class Code	Range	Employee Count	Eligible to Retire					No Retirement Date Available
				Less than 1 Year	% Less than 1 Year	Between 1 and 5 years	% Between 1 and 5 years	More than 5 years	
SPECIAL ASSISTANT	X1130	20	1	0	0.0%	1	100.0%	0	0
SPECIAL STAFF ASSISTANT	X0080	24	2	0	0.0%	0	0.0%	1	1
SPEECH WRITER	X1743	15	1	0	0.0%	0	0.0%	0	1
SPEECH WRITER	X1743	24	1	0	0.0%	1	100.0%	0	0
WEB DESIGNER	X1803	19	1	0	0.0%	0	0.0%	1	0
Employees in the licensed engineers bargaining unit, some employees on approved leave without pay on June 30, 2012, and other records being audited by Retirement & Benefits at the time of this report are not included in these calculations.									
Calculations are based on retirement dates projected by Division of Retirement & Benefits.									



RETIREMENT PROJECTIONS BY DEPARTMENT & JOB CLASS

Department of Administration									
				Eligible to Retire					
Job Class	Job Class Code	Range	Employee Count	Less than 1 Year	% Less than 1 Year	Between 1 and 5 years	% Between 1 and 5 years	More than 5 years	No Retirement Date Available
ACCOUNTANT II	P1205	16	2	1	50.0%	0	0.0%	1	0
ACCOUNTANT III	P1206	18	13	2	15.4%	2	15.4%	4	5
ACCOUNTANT IV	P1207	20	16	1	6.3%	3	18.8%	8	4
ACCOUNTANT V	P1208	22	4	1	25.0%	1	25.0%	2	0
ACCOUNTING CLERK	P1203	10	6	1	16.7%	1	16.7%	1	3
ACCOUNTING TECH I	P1210	12	10	2	20.0%	1	10.0%	5	2
ACCOUNTING TECH II	P1211	14	8	1	12.5%	0	0.0%	5	2
ACCOUNTING TECH III	P1212	16	8	3	37.5%	0	0.0%	3	2
ADMINISTRATIVE ASSISTANT I	K0017	12	4	1	25.0%	0	0.0%	1	2
ADMINISTRATIVE ASSISTANT II	K0018	14	9	1	11.1%	1	11.1%	2	5
ADMINISTRATIVE LAW JUDGE II	P7233	24	5	2	40.0%	1	20.0%	2	0
ADMINISTRATIVE OFFICER I	K0019	17	5	0	0.0%	1	20.0%	4	0
ADMINISTRATIVE OFFICER II	K0020	19	8	1	12.5%	2	25.0%	5	0
ANALYST/PROGRAMMER I	P1621	14	1	0	0.0%	0	0.0%	0	1
ANALYST/PROGRAMMER II	P1622	16	2	0	0.0%	0	0.0%	1	1
ANALYST/PROGRAMMER III	P1623	18	2	0	0.0%	0	0.0%	1	1
ANALYST/PROGRAMMER III	X1282	18	1	0	0.0%	0	0.0%	1	0
ANALYST/PROGRAMMER IV	P1624	20	8	2	25.0%	1	12.5%	3	2
ANALYST/PROGRAMMER IV	X1283	20	1	1	100.0%	0	0.0%	0	0
ANALYST/PROGRAMMER V	P1625	22	11	1	9.1%	3	27.3%	7	0
AOGCC SPECIAL ASSISTANT	X1742	21	1	0	0.0%	0	0.0%	1	0
ASSOC ATTORNEY I	P7110	17	2	1	50.0%	0	0.0%	1	0
ASSOC ATTORNEY II	P7111	19	19	3	15.8%	1	5.3%	11	4
ASST DIR APOC	P1013	21	1	0	0.0%	0	0.0%	0	1
ATTORNEY II	P7143	20	16	0	0.0%	0	0.0%	1	15
ATTORNEY III	P7144	22	35	0	0.0%	0	0.0%	4	31
ATTORNEY IV	P7145	24	63	6	9.5%	2	3.2%	31	24

Employees in the licensed engineers bargaining unit, some employees on approved leave without pay on June 30, 2012, and other records being audited by Retirement & Benefits at the time of this report are not included in these calculations.

Calculations are based on retirement dates projected by Division of Retirement & Benefits.

Executive Branch Employees: Classified (Permanent, Probationary, and Provisional), Partially Exempt, and Exempt

RETIREMENT PROJECTIONS BY DEPARTMENT & JOB CLASS

Department of Administration									
				Eligible to Retire					
Job Class	Job Class Code	Range	Employee Count	Less than 1 Year	% Less than 1 Year	Between 1 and 5 years	% Between 1 and 5 years	More than 5 years	No Retirement Date Available
ATTORNEY V	P7146	25	26	5	19.2%	4	15.4%	16	1
ATTORNEY VI	P7147	26	4	0	0.0%	1	25.0%	1	2
BUDGET ANALYST IV	P1464	21	1	0	0.0%	0	0.0%	1	0
BUSINESS ANALYST II	K0107	20	2	0	0.0%	1	50.0%	1	0
BUSINESS ANALYST III	K0108	22	4	0	0.0%	1	25.0%	3	0
CHIEF ADMINISTRATIVE LAW JUDGE	P7231	27	1	0	0.0%	1	100.0%	0	0
CHIEF PROCUREMENT OFF	P1347	27	1	1	100.0%	0	0.0%	0	0
CLAIMS ADMINISTRATOR	P2390	19	2	0	0.0%	1	50.0%	0	1
COMM ENG ASSOC II	P8674	23	2	0	0.0%	1	50.0%	0	1
COMM ENG I	P8675	23	2	1	50.0%	1	50.0%	0	0
COMM ENG II	P8676	24	1	1	100.0%	0	0.0%	0	0
COMMISSIONER	X0003	0	1	0	0.0%	0	0.0%	1	0
COMMISSIONER,OIL AND GAS COMM	X0321	27	3	2	66.7%	1	33.3%	0	0
CONTRACTING OFFICER II	P1344	16	1	0	0.0%	0	0.0%	0	1
CONTRACTING OFFICER III	P1345	19	12	1	8.3%	1	8.3%	5	5
CONTRACTING OFFICER IV	P1346	22	1	0	0.0%	0	0.0%	1	0
DATA COMMUNICATIONS SPEC I	P1661	19	1	0	0.0%	0	0.0%	1	0
DATA COMMUNICATIONS SPEC II	P1662	21	5	1	20.0%	0	0.0%	3	1
DATA PROCESSING MANAGER IV	P1644	25	1	0	0.0%	0	0.0%	1	0
DATA PROCESSING MGR I	P1641	22	3	0	0.0%	1	33.3%	1	1
DATA PROCESSING MGR II	P1642	23	2	0	0.0%	0	0.0%	2	0
DATA PROCESSING MGR III	P1643	24	9	2	22.2%	2	22.2%	5	0
DATA PROCESSING PROD MGR	P1614	19	2	0	0.0%	0	0.0%	2	0
DATA PROCESSING TECH I	P1611	13	1	0	0.0%	0	0.0%	0	1
DATA PROCESSING TECH II	P1612	15	12	5	41.7%	2	16.7%	2	3
DATA PROCESSING TECH III	P1613	17	3	0	0.0%	1	33.3%	0	2
DATA SECURITY SPEC	P1670	20	1	0	0.0%	0	0.0%	0	1

Employees in the licensed engineers bargaining unit, some employees on approved leave without pay on June 30, 2012, and other records being audited by Retirement & Benefits at the time of this report are not included in these calculations.

Calculations are based on retirement dates projected by Division of Retirement & Benefits.

Executive Branch Employees: Classified (Permanent, Probationary, and Provisional), Partially Exempt, and Exempt

RETIREMENT PROJECTIONS BY DEPARTMENT & JOB CLASS

Department of Administration									
				Eligible to Retire					
Job Class	Job Class Code	Range	Employee Count	Less than 1 Year	% Less than 1 Year	Between 1 and 5 years	% Between 1 and 5 years	More than 5 years	No Retirement Date Available
DATABASE SPECIALIST I	P1826	20	1	0	0.0%	1	100.0%	0	0
DATABASE SPECIALIST II	P1827	21	1	0	0.0%	1	100.0%	0	0
DATABASE SPECIALIST III	P1828	22	2	1	50.0%	0	0.0%	0	1
DEP CHIEF ADMIN LAW JUDGE	P7234	26	1	0	0.0%	0	0.0%	1	0
DEP COMMISSIONER	P1951	28	2	1	50.0%	0	0.0%	1	0
DEPUTY DIRECTOR	K0054	25	3	1	33.3%	2	66.7%	0	0
DIVISION DIRECTOR	P1901	27	8	1	12.5%	2	25.0%	4	1
DIVISION OPERATIONS MANAGER	K0051	24	3	1	33.3%	0	0.0%	2	0
DRIVER LICENSING MANAGER	P7761	21	1	0	0.0%	0	0.0%	1	0
ELECTRONIC MAINT SPVR	P8346	20	1	0	0.0%	0	0.0%	1	0
EXEC DIR APOC	P1012	24	1	0	0.0%	0	0.0%	0	1
EXEC SECRETARY II	P1154	14	2	0	0.0%	0	0.0%	1	1
EXECUTIVE DIRECTOR VCCB	P1958	21	1	0	0.0%	0	0.0%	0	1
FACILITIES MANAGER II	P2253	21	1	0	0.0%	0	0.0%	0	1
HR TECHNICAL SERVICES SUPV I	P1432	17	6	1	16.7%	0	0.0%	5	0
HUMAN RESOURCE MANAGER I	P1414	22	7	2	28.6%	1	14.3%	4	0
HUMAN RESOURCE MANAGER II	P1415	23	1	0	0.0%	0	0.0%	1	0
HUMAN RESOURCE SPECIALIST I	P1410	16	25	2	8.0%	4	16.0%	11	8
HUMAN RESOURCE SPECIALIST II	P1411	18	22	1	4.5%	3	13.6%	12	6
HUMAN RESOURCE SPECIALIST III	P1412	20	8	1	12.5%	0	0.0%	7	0
HUMAN RESOURCE TECHNICIAN I	P1406	12	15	0	0.0%	1	6.7%	4	10
HUMAN RESOURCE TECHNICIAN II	P1407	14	56	4	7.1%	2	3.6%	21	29
HUMAN RESOURCE TECHNICIAN III	P1408	15	10	0	0.0%	1	10.0%	5	4
INFORMATION TECHNOLOGY PLANNER	P2258	22	1	1	100.0%	0	0.0%	0	0
INTERNAL AUDITOR III	P1292	21	2	2	100.0%	0	0.0%	0	0
INTERNET SPECIALIST I	K0003	16	1	0	0.0%	0	0.0%	1	0
INTERNET SPECIALIST II	K0004	19	2	0	0.0%	1	50.0%	0	1

Employees in the licensed engineers bargaining unit, some employees on approved leave without pay on June 30, 2012, and other records being audited by Retirement & Benefits at the time of this report are not included in these calculations.

Calculations are based on retirement dates projected by Division of Retirement & Benefits.

Executive Branch Employees: Classified (Permanent, Probationary, and Provisional), Partially Exempt, and Exempt

RETIREMENT PROJECTIONS BY DEPARTMENT & JOB CLASS

Department of Administration									
Job Class	Job Class Code	Range	Employee Count	Eligible to Retire					No Retirement Date Available
				Less than 1 Year	% Less than 1 Year	Between 1 and 5 years	% Between 1 and 5 years	More than 5 years	
INVESTIGATOR II	P7767	16	3	1	33.3%	0	0.0%	2	0
INVESTIGATOR III	P7768	18	15	5	33.3%	4	26.7%	3	3
INVESTIGATOR IV	P7769	20	2	0	0.0%	1	50.0%	1	0
LABOR RELATIONS ANALYST I	P1421	18	1	0	0.0%	1	100.0%	0	0
LABOR RELATIONS ANALYST II	P1422	20	4	0	0.0%	0	0.0%	2	2
LABOR RELATIONS ANALYST III	P1423	21	1	0	0.0%	1	100.0%	0	0
LABOR RELATIONS MGR	P1431	24	1	0	0.0%	0	0.0%	1	0
LAW OFFICE ASSISTANT I	P7502	11	23	2	8.7%	2	8.7%	4	15
LAW OFFICE ASSISTANT II	P7503	13	15	1	6.7%	1	6.7%	3	10
LAW OFFICE MANAGER II	P7506	16	1	0	0.0%	0	0.0%	1	0
MAIL SERVICES MANAGER	P1915	15	1	0	0.0%	0	0.0%	1	0
MAIL SVCS COURIER	P1132	9	3	0	0.0%	0	0.0%	1	2
MAIL SVCS LEAD COURIER	P1130	10	2	0	0.0%	0	0.0%	2	0
MAINT GEN (F/L/J/SJ)	P9311	54	7	4	57.1%	0	0.0%	0	3
MAINT GEN (F/L/J/SJ)	P9311	58	5	0	0.0%	0	0.0%	0	5
MAINT SPEC BFC (F/LJ/J)	P9323	50	1	0	0.0%	0	0.0%	1	0
MAINT SPEC BFC (F/LJ/J)	P9323	51	2	1	50.0%	0	0.0%	0	1
MAINT SPEC ETRONICS	P9324	50	1	0	0.0%	0	0.0%	1	0
MAINT SPEC ETRONICS	P9324	51	9	0	0.0%	1	11.1%	3	5
MAINT SPEC PLUMB	P9328	51	1	0	0.0%	0	0.0%	0	1
MICRO/NETWORK SPEC I	P1633	18	4	0	0.0%	0	0.0%	3	1
MICRO/NETWORK SPEC II	P1634	20	5	0	0.0%	1	20.0%	3	1
MICROFILM/IMAGING OPER I	P9811	10	5	1	20.0%	1	20.0%	0	3
MICROFILM/IMAGING OPER III	P9813	14	1	0	0.0%	0	0.0%	1	0
MICROFILM/IMAGING OPER TRAINEE	P9810	8	1	0	0.0%	0	0.0%	0	1
MOTOR VEHICLE CUST SVC REP I	P7541	10	68	5	7.4%	4	5.9%	15	44
MOTOR VEHICLE CUST SVC REP II	P7542	12	30	2	6.7%	4	13.3%	14	10

Employees in the licensed engineers bargaining unit, some employees on approved leave without pay on June 30, 2012, and other records being audited by Retirement & Benefits at the time of this report are not included in these calculations.

Calculations are based on retirement dates projected by Division of Retirement & Benefits.

Executive Branch Employees: Classified (Permanent, Probationary, and Provisional), Partially Exempt, and Exempt

RETIREMENT PROJECTIONS BY DEPARTMENT & JOB CLASS

Department of Administration									
				Eligible to Retire					
Job Class	Job Class Code	Range	Employee Count	Less than 1 Year	% Less than 1 Year	Between 1 and 5 years	% Between 1 and 5 years	More than 5 years	No Retirement Date Available
MOTOR VEHICLE CUST SVC REP III	P7543	14	7	1	14.3%	2	28.6%	4	0
MOTOR VEHICLE HEARING OFFICER	P7210	18	3	0	0.0%	0	0.0%	2	1
MOTOR VEHICLE OFF MGR I	P7561	15	13	2	15.4%	2	15.4%	8	1
MOTOR VEHICLE OFF MGR II	P7562	17	4	1	25.0%	1	25.0%	1	1
MOTOR VEHICLE OFF MGR III	P7563	20	1	1	100.0%	0	0.0%	0	0
NATURAL RESOURCE TECH II	P6632	12	1	0	0.0%	0	0.0%	0	1
OFFICE ASSISTANT I	P1134	8	18	4	22.2%	2	11.1%	1	11
OFFICE ASSISTANT II	P1135	10	17	2	11.8%	2	11.8%	4	9
PARALEGAL I	P7105	14	15	3	20.0%	1	6.7%	4	7
PARALEGAL II	P7106	16	11	0	0.0%	0	0.0%	6	5
PAYROLL MANAGER	P1249	22	1	1	100.0%	0	0.0%	0	0
PAYROLL SPECIALIST I	P1244	16	2	0	0.0%	0	0.0%	1	1
PAYROLL SPECIALIST II	P1245	18	2	0	0.0%	0	0.0%	2	0
PETROLEUM GEOLOGIST ASST	X0292	16	1	1	100.0%	0	0.0%	0	0
PETROLEUM INSPECTOR	X0336	21	6	0	0.0%	3	50.0%	1	2
PROCUREMENT SPEC II	P1332	16	2	0	0.0%	0	0.0%	0	2
PROCUREMENT SPEC III	P1333	18	2	1	50.0%	0	0.0%	1	0
PROCUREMENT SPEC IV	P1334	20	1	1	100.0%	0	0.0%	0	0
PROCUREMENT SPEC V	P1335	21	1	0	0.0%	1	100.0%	0	0
PROGRAM COORDINATOR I	K0071	18	2	0	0.0%	0	0.0%	1	1
PROGRAM COORDINATOR II	K0072	20	1	0	0.0%	0	0.0%	0	1
PUBLIC DEFENDER	P7160	27	1	0	0.0%	0	0.0%	1	0
PUBLIC GUARDIAN	P4260	18	17	4	23.5%	1	5.9%	10	2
PUBLICATIONS SPEC II	P3607	16	1	0	0.0%	0	0.0%	0	1
PUBLICATIONS SPEC III	P3608	19	3	0	0.0%	0	0.0%	1	2
PUBLICATIONS TECH II	P3605	13	1	0	0.0%	0	0.0%	0	1
RETIREMENT & BENEFITS SPEC I	P1442	16	9	2	22.2%	0	0.0%	4	3
RETIREMENT & BENEFITS TECH I	P1444	12	13	0	0.0%	2	15.4%	2	9

Employees in the licensed engineers bargaining unit, some employees on approved leave without pay on June 30, 2012, and other records being audited by Retirement & Benefits at the time of this report are not included in these calculations.

Calculations are based on retirement dates projected by Division of Retirement & Benefits.

Executive Branch Employees: Classified (Permanent, Probationary, and Provisional), Partially Exempt, and Exempt

RETIREMENT PROJECTIONS BY DEPARTMENT & JOB CLASS

Department of Administration									
Job Class	Job Class Code	Range	Employee Count	Eligible to Retire					No Retirement Date Available
				Less than 1 Year	% Less than 1 Year	Between 1 and 5 years	% Between 1 and 5 years	More than 5 years	
RETIREMENT & BENEFITS TECH II	P1445	14	20	2	10.0%	3	15.0%	3	12
RETIREMENT BEN MANAGER	P1447	23	1	1	100.0%	0	0.0%	0	0
RETIREMENT BEN SPEC II	P1449	18	14	1	7.1%	2	14.3%	8	3
RETIREMENT BEN SPEC III	P1450	20	3	0	0.0%	1	33.3%	1	1
RISK MANAGER	P2391	22	1	0	0.0%	0	0.0%	1	0
SENIOR PETROLEUM ENGINEER	X0334	26	4	0	0.0%	0	0.0%	1	3
SENIOR PETROLEUM GEOLOGIST	X0332	26	1	0	0.0%	1	100.0%	0	0
SENIOR RESERVOIR ENGINEER	X1552	26	1	0	0.0%	0	0.0%	1	0
SOCIAL SERVICES SPECIALIST II	P4117	16	1	0	0.0%	0	0.0%	0	1
SPEC ASST TO THE COMM II	P1918	23	2	0	0.0%	0	0.0%	1	1
STATE ADA COORDINATOR	K0081	18	1	0	0.0%	0	0.0%	1	0
STATE LEASING & FACILITIES MGR	P2910	23	1	0	0.0%	0	0.0%	1	0
STATE TRAVEL MANAGER	P1350	20	1	1	100.0%	0	0.0%	0	0
STATISTICAL TECHNICIAN II	P1707	14	2	1	50.0%	0	0.0%	1	0
STOCK & PARTS SVCS (L/J/SJ)	P9911	54	1	0	0.0%	1	100.0%	0	0
STOCK & PARTS SVCS (L/J/SJ)	P9911	55	1	0	0.0%	0	0.0%	0	1
STOCK & PARTS SVCS (L/J/SJ)	P9911	57	2	0	0.0%	0	0.0%	1	1
STRAT INITIATIVES HEALTH COORD	K0118	23	1	0	0.0%	0	0.0%	0	1
SUPPLY TECHNICIAN II	P1311	12	2	0	0.0%	1	50.0%	0	1
SYSTEMS PROGRAMMER I	P1651	20	5	0	0.0%	2	40.0%	2	1
SYSTEMS PROGRAMMER II	P1652	22	18	1	5.6%	0	0.0%	12	5
SYSTEMS PROGRAMMER III	P1653	23	9	0	0.0%	4	44.4%	3	2
SYSTEMS PROGRAMMER IV	P1654	25	2	1	50.0%	1	50.0%	0	0
TELECOM SPECIAL PROJECTS ADMIN	X1786	25	1	1	100.0%	0	0.0%	0	0
TRAINING SPECIALIST I	P1471	16	1	0	0.0%	0	0.0%	0	1
TRAINING SPECIALIST II	P1472	18	2	0	0.0%	0	0.0%	1	1
TRAINING SPECIALIST III	P1473	20	1	0	0.0%	0	0.0%	1	0

Employees in the licensed engineers bargaining unit, some employees on approved leave without pay on June 30, 2012, and other records being audited by Retirement & Benefits at the time of this report are not included in these calculations.

Calculations are based on retirement dates projected by Division of Retirement & Benefits.

Executive Branch Employees: Classified (Permanent, Probationary, and Provisional), Partially Exempt, and Exempt

RETIREMENT PROJECTIONS BY DEPARTMENT & JOB CLASS

Department of Commerce, Community and Economic Development									
Job Class	Job Class Code	Range	Employee Count	Eligible to Retire					No Retirement Date Available
				Less than 1 Year	% Less than 1 Year	Between 1 and 5 years	% Between 1 and 5 years	More than 5 years	
ACCOUNTANT	X0215	18	1	0	0.0%	1	100.0%	0	0
ACCOUNTANT	X1186	24	1	0	0.0%	0	0.0%	1	0
ACCOUNTANT II	X0657	16	1	0	0.0%	0	0.0%	0	1
ACCOUNTANT III	P1206	18	2	1	50.0%	0	0.0%	1	0
ACCOUNTANT IV	P1207	20	2	1	50.0%	1	50.0%	0	0
ACCOUNTANT V	P1208	22	1	1	100.0%	0	0.0%	0	0
ACCOUNTANT V	X1664	24	1	0	0.0%	0	0.0%	1	0
ACCOUNTING ANALYST	X1754	22	1	0	0.0%	0	0.0%	0	1
ACCOUNTING CLERK	P1203	10	2	0	0.0%	0	0.0%	1	1
ACCOUNTING TECH I	P1210	12	9	1	11.1%	0	0.0%	0	8
ACCOUNTING TECH II	P1211	14	3	1	33.3%	0	0.0%	0	2
ACCOUNTING TECH III	P1212	16	6	0	0.0%	1	16.7%	2	3
ACCOUNTING TECHNICIAN	X0661	12	1	0	0.0%	0	0.0%	0	1
ACCOUNTING TECHNICIAN	X0661	14	3	2	66.7%	0	0.0%	1	0
ACCOUNTING TECHNICIAN II	X1341	14	1	0	0.0%	0	0.0%	0	1
ACCOUNTING TECHNICIAN IV	P1235	18	1	0	0.0%	0	0.0%	1	0
ACTUARY	X1026	25	2	0	0.0%	1	50.0%	1	0
ADMIN OPERATIONS MGR I	K0021	22	1	0	0.0%	0	0.0%	0	1
ADMIN OPERATIONS MGR II	K0022	23	1	0	0.0%	1	100.0%	0	0
ADMINISTRATIVE ASSISTANT	X0033	12	3	0	0.0%	0	0.0%	0	3
ADMINISTRATIVE ASSISTANT	X0751	13	1	1	100.0%	0	0.0%	0	0
ADMINISTRATIVE ASSISTANT	X1577	15	1	1	100.0%	0	0.0%	0	0
ADMINISTRATIVE ASSISTANT	X1666	12	1	0	0.0%	0	0.0%	0	1
ADMINISTRATIVE ASSISTANT I	K0017	12	2	1	50.0%	0	0.0%	1	0
ADMINISTRATIVE ASSISTANT II	K0018	14	7	0	0.0%	0	0.0%	3	4
ADMINISTRATIVE FISCAL OFFICER	X1717	22	1	1	100.0%	0	0.0%	0	0
ADMINISTRATIVE LAW JUDGE	X0145	26	1	1	100.0%	0	0.0%	0	0
ADMINISTRATIVE OFFICER II	K0020	19	6	1	16.7%	0	0.0%	4	1

Employees in the licensed engineers bargaining unit, some employees on approved leave without pay on June 30, 2012, and other records being audited by Retirement & Benefits at the time of this report are not included in these calculations.

Calculations are based on retirement dates projected by Division of Retirement & Benefits.

Executive Branch Employees: Classified (Permanent, Probationary, and Provisional), Partially Exempt, and Exempt

RETIREMENT PROJECTIONS BY DEPARTMENT & JOB CLASS

Department of Commerce, Community and Economic Development									
Job Class	Job Class Code	Range	Employee Count	Eligible to Retire					No Retirement Date Available
				Less than 1 Year	% Less than 1 Year	Between 1 and 5 years	% Between 1 and 5 years	More than 5 years	
ADMINISTRATIVE SPECIALIST	X0553	14	1	1	100.0%	0	0.0%	0	0
ADMINISTRATIVE SPECIALIST	X0553	18	1	0	0.0%	0	0.0%	1	0
ADMINISTRATIVE SUPPORT TECH	X0075	12	2	0	0.0%	0	0.0%	0	2
ADVISORY SECTION MANAGER	X1471	25	1	0	0.0%	0	0.0%	1	0
ANALYST/PROGRAMMER II	P1622	16	1	0	0.0%	0	0.0%	0	1
ANALYST/PROGRAMMER III	P1623	18	2	0	0.0%	0	0.0%	1	1
ANALYST/PROGRAMMER IV	P1624	20	9	1	11.1%	1	11.1%	5	2
ANALYST/PROGRAMMER V	P1625	22	4	2	50.0%	2	50.0%	0	0
ASSISTANT CONTROLLER	X1784	20	1	0	0.0%	0	0.0%	0	1
ASSISTANT PROJECT MGR - HYDRO	X1692	22	1	0	0.0%	0	0.0%	1	0
ASSISTANT PROJECT MGR - WIND	X1691	22	1	0	0.0%	0	0.0%	0	1
ASST COMMISSIONER	P1980	27	1	0	0.0%	0	0.0%	0	1
ASST MARKETING DIRECTOR	X1926	18	1	0	0.0%	1	100.0%	0	0
ASST PRG MGR-ENERGY EFFICIENCY	X1747	20	1	0	0.0%	0	0.0%	0	1
ASST PRJ MGR-GEO/OCEAN RIVER	X1748	22	1	0	0.0%	0	0.0%	0	1
ASST STATE ASSESSOR	P2656	21	1	0	0.0%	0	0.0%	1	0
BUDGET MANAGER	P1465	22	1	1	100.0%	0	0.0%	0	0
BUSINESS DEVELOPMENT OFFICER	X1724	22	1	0	0.0%	0	0.0%	1	0
BUSINESS DEVELOPMENT OFFICER	X1724	23	1	0	0.0%	0	0.0%	0	1
BUSINESS DEVELOPMENT SPEC II	X1319	20	1	1	100.0%	0	0.0%	0	0
BUSINESS REG EXAMINER	P2320	13	6	2	33.3%	0	0.0%	1	3
CIRCUIT RIDER TECHNICIAN	X1488	20	1	0	0.0%	0	0.0%	0	1
COMMISSION SECTION MGR	X1476	23	1	1	100.0%	0	0.0%	0	0
COMMISSIONER	X0003	0	1	0	0.0%	0	0.0%	1	0
COMMISSIONER, RCA	X0004	27	5	4	80.0%	0	0.0%	1	0
COMMUNICATIONS COM CAR SP II	P2361	20	1	0	0.0%	0	0.0%	0	1
COMMUNICATIONS COM CAR SP III	P2362	22	2	0	0.0%	0	0.0%	2	0
COMMUNICATIONS COM CAR SP IV	P2363	24	1	0	0.0%	0	0.0%	1	0

Employees in the licensed engineers bargaining unit, some employees on approved leave without pay on June 30, 2012, and other records being audited by Retirement & Benefits at the time of this report are not included in these calculations.

Calculations are based on retirement dates projected by Division of Retirement & Benefits.

Executive Branch Employees: Classified (Permanent, Probationary, and Provisional), Partially Exempt, and Exempt

RETIREMENT PROJECTIONS BY DEPARTMENT & JOB CLASS

Department of Commerce, Community and Economic Development									
				Eligible to Retire					
Job Class	Job Class Code	Range	Employee Count	Less than 1 Year	% Less than 1 Year	Between 1 and 5 years	% Between 1 and 5 years	More than 5 years	No Retirement Date Available
COMMUNICATIONS COORDINATOR	X0933	23	1	0	0.0%	1	100.0%	0	0
COMMUNICATIONS DIRECTOR	X1426	23	1	0	0.0%	0	0.0%	1	0
CONSMR PROT-INFO OFF I	P2365	16	2	0	0.0%	0	0.0%	1	1
CONSMR SERVICE SPEC(INSURANCE)	P2319	16	2	0	0.0%	1	50.0%	1	0
CONSMR SERVICE SUPR(INSURANCE)	P2318	18	1	0	0.0%	1	100.0%	0	0
CONTRACT/GRANTS ADMINISTRATOR	X1460	15	1	0	0.0%	0	0.0%	1	0
CONTROLLER	X0560	24	2	0	0.0%	0	0.0%	2	0
COORDINATOR-RURAL COM OUTREACH	X1570	24	1	1	100.0%	0	0.0%	0	0
CREDIT ADMINISTRATOR	X1446	16	1	0	0.0%	0	0.0%	1	0
DATA PROCESSING MGR III	P1643	24	1	0	0.0%	0	0.0%	1	0
DATA SYSTEMS SPECIALIST	X1175	20	1	0	0.0%	0	0.0%	1	0
DATA SYSTEMS SPECIALIST	X1175	22	1	0	0.0%	0	0.0%	1	0
DEP COMMISSIONER	P1951	28	1	1	100.0%	0	0.0%	0	0
DEP DIR ALT ENERG & ENERG EFF	X1758	27	1	0	0.0%	0	0.0%	0	1
DEP DIR INV FINANCE & ANALYSIS	X1787	27	1	1	100.0%	0	0.0%	0	0
DEPUTY DIRECTOR - DEVELOPMENT	X1708	27	1	0	0.0%	0	0.0%	0	1
DEPUTY DIRECTOR CREDIT	X0349	27	1	1	100.0%	0	0.0%	0	0
DEPUTY DIRECTOR FINANCE	X0351	27	1	1	100.0%	0	0.0%	0	0
DEPUTY DIRECTOR-RURAL ENERGY	X1571	27	1	0	0.0%	0	0.0%	0	1
DEV SPEC II, OPTION A	P2288	20	5	0	0.0%	0	0.0%	3	2
DEV SPEC II, OPTION B	P2289	20	3	1	33.3%	0	0.0%	1	1
DEVELOPMENT MANAGER	X1358	24	1	0	0.0%	0	0.0%	1	0
DIVISION DIRECTOR	P1901	27	6	2	33.3%	2	33.3%	0	2
DIVISION DIRECTOR	X1568	27	1	0	0.0%	1	100.0%	0	0
DIVISION OPERATIONS MANAGER	K0051	24	3	0	0.0%	1	33.3%	1	1
ECONOMIC DEVELOPMENT ADVISOR	X1609	21	1	0	0.0%	0	0.0%	1	0
ENGINEERING MANAGER	X1781	26	1	0	0.0%	0	0.0%	1	0
ENVIROMENTAL MANAGER	X1783	26	1	0	0.0%	0	0.0%	0	1

Employees in the licensed engineers bargaining unit, some employees on approved leave without pay on June 30, 2012, and other records being audited by Retirement & Benefits at the time of this report are not included in these calculations.

Calculations are based on retirement dates projected by Division of Retirement & Benefits.

Executive Branch Employees: Classified (Permanent, Probationary, and Provisional), Partially Exempt, and Exempt

RETIREMENT PROJECTIONS BY DEPARTMENT & JOB CLASS

Department of Commerce, Community and Economic Development									
Job Class	Job Class Code	Range	Employee Count	Eligible to Retire					No Retirement Date Available
				Less than 1 Year	% Less than 1 Year	Between 1 and 5 years	% Between 1 and 5 years	More than 5 years	
EXEC ADMIN BOARD OF NURSING	P5130	23	1	1	100.0%	0	0.0%	0	0
EXEC ADMIN STATE MEDICAL BOARD	P2329	18	1	0	0.0%	0	0.0%	1	0
EXEC ADMINISTRATOR REC	P2327	19	1	0	0.0%	1	100.0%	0	0
EXEC SECRETARY III	P1156	16	1	0	0.0%	0	0.0%	0	1
EXECUTIVE ADMINISTRATOR AELS	P2328	18	1	1	100.0%	0	0.0%	0	0
EXECUTIVE ADMINISTRATOR, BPA	K0097	23	1	0	0.0%	0	0.0%	1	0
EXECUTIVE ASSISTANT	X1741	16	2	1	50.0%	0	0.0%	0	1
EXECUTIVE DIRECTOR	X0288	26	1	1	100.0%	0	0.0%	0	0
EXECUTIVE DIRECTOR	X0289	28	2	1	50.0%	0	0.0%	1	0
EXECUTIVE DIRECTOR SAC	X1180	21	1	1	100.0%	0	0.0%	0	0
FINANCE ASSISTANT	X0328	12	1	0	0.0%	0	0.0%	0	1
FINANCE ASSISTANT	X0329	15	1	0	0.0%	0	0.0%	1	0
FINANCIAL ANALYST	X1343	24	1	0	0.0%	0	0.0%	0	1
FINANCIAL INSTIT EXAM I	P2310	17	1	0	0.0%	0	0.0%	0	1
FINANCIAL INSTIT EXAM II	P2311	19	2	0	0.0%	0	0.0%	0	2
FINANCIAL INSTIT EXAM III	P2312	21	2	1	50.0%	0	0.0%	0	1
FINANCIAL INSTIT EXAM IV	P2313	22	1	0	0.0%	0	0.0%	1	0
FOODSERVICE DIRECTOR	X0992	24	1	0	0.0%	1	100.0%	0	0
GRANTS ADMINISTRATION MGR	K0045	21	1	0	0.0%	1	100.0%	0	0
GRANTS ADMINISTRATOR	X1645	20	1	0	0.0%	0	0.0%	0	1
GRANTS ADMINISTRATOR II	P2270	17	10	1	10.0%	1	10.0%	5	3
GRANTS ADMINISTRATOR III	P2271	19	3	1	33.3%	1	33.3%	1	0
GRANTS ASSISTANT	X1721	15	1	0	0.0%	0	0.0%	0	1
HEARING EXAMINER I	P2380	24	3	1	33.3%	1	33.3%	1	0
HEARING EXAMINER II	K0076	26	1	0	0.0%	0	0.0%	1	0
HUMAN RESOURCE MANAGER	X1788	22	1	0	0.0%	0	0.0%	0	1
INS FINANCIAL EXAM I	P2300	19	1	1	100.0%	0	0.0%	0	0
INS FINANCIAL EXAM II	P2301	21	2	0	0.0%	0	0.0%	1	1

Employees in the licensed engineers bargaining unit, some employees on approved leave without pay on June 30, 2012, and other records being audited by Retirement & Benefits at the time of this report are not included in these calculations.

Calculations are based on retirement dates projected by Division of Retirement & Benefits.

Executive Branch Employees: Classified (Permanent, Probationary, and Provisional), Partially Exempt, and Exempt

RETIREMENT PROJECTIONS BY DEPARTMENT & JOB CLASS

Department of Commerce, Community and Economic Development									
Job Class	Job Class Code	Range	Employee Count	Eligible to Retire					No Retirement Date Available
				Less than 1 Year	% Less than 1 Year	Between 1 and 5 years	% Between 1 and 5 years	More than 5 years	
INS FINANCIAL EXAM III	P2302	23	1	1	100.0%	0	0.0%	0	0
INSURANCE LICENSING EXAM I	P2344	12	1	0	0.0%	0	0.0%	1	0
INSURANCE LICENSING EXAM II	P2345	14	1	0	0.0%	0	0.0%	0	1
INSURANCE SPECIALIST I	P2358	17	5	0	0.0%	0	0.0%	1	4
INSURANCE SPECIALIST II	P2359	19	4	1	25.0%	1	25.0%	2	0
INSURANCE SPECIALIST III	P2354	21	1	0	0.0%	0	0.0%	0	1
INTERNAL AUDITOR III	P1292	21	1	1	100.0%	0	0.0%	0	0
INTERNATIONAL PROG COORDINATOR	X1595	18	2	0	0.0%	0	0.0%	0	2
INTERNATIONAL PROGRAM DIRECTOR	X0170	24	1	0	0.0%	0	0.0%	0	1
INTERNET SPECIALIST II	K0004	19	1	0	0.0%	1	100.0%	0	0
INVESTIGATOR I	P7766	13	1	0	0.0%	0	0.0%	0	1
INVESTIGATOR II	P7767	16	3	1	33.3%	0	0.0%	1	1
INVESTIGATOR III	P7768	18	16	0	0.0%	5	31.3%	6	5
INVESTIGATOR IV	P7769	20	2	1	50.0%	1	50.0%	0	0
IT ANALYST/PROGRAM SUPPORT	X1790	18	1	0	0.0%	0	0.0%	0	1
LAW OFFICE ASSISTANT I	P7502	11	4	0	0.0%	0	0.0%	0	4
LAW OFFICE ASSISTANT II	P7503	13	2	0	0.0%	0	0.0%	1	1
LEAD PROJECT MANAGER	X1780	27	1	0	0.0%	0	0.0%	0	1
LOAN CLOSER/PROCESSOR I	P2116	10	4	0	0.0%	0	0.0%	1	3
LOAN CLOSER/PROCESSOR II	P2117	12	1	0	0.0%	0	0.0%	0	1
LOAN CLOSER/PROCESSOR III	P2118	14	1	0	0.0%	0	0.0%	0	1
LOAN OFFICER II	X1226	24	2	0	0.0%	0	0.0%	1	1
LOAN SERVICES SUPERVISOR	X0636	18	1	0	0.0%	0	0.0%	1	0
LOAN SERVICING TECHNICIAN II	X0393	12	1	0	0.0%	0	0.0%	0	1
LOAN/COLLECTION MANAGER	P2120	22	1	0	0.0%	0	0.0%	1	0
LOAN/COLLECTION OFF I	P2113	16	4	0	0.0%	0	0.0%	2	2
LOAN/COLLECTION OFF II	P2114	18	5	1	20.0%	0	0.0%	3	1
LOAN/COLLECTION OFFICER III	P2115	20	3	1	33.3%	1	33.3%	1	0

Employees in the licensed engineers bargaining unit, some employees on approved leave without pay on June 30, 2012, and other records being audited by Retirement & Benefits at the time of this report are not included in these calculations.

Calculations are based on retirement dates projected by Division of Retirement & Benefits.

Executive Branch Employees: Classified (Permanent, Probationary, and Provisional), Partially Exempt, and Exempt

RETIREMENT PROJECTIONS BY DEPARTMENT & JOB CLASS

Department of Commerce, Community and Economic Development									
Job Class	Job Class Code	Range	Employee Count	Eligible to Retire					No Retirement Date Available
				Less than 1 Year	% Less than 1 Year	Between 1 and 5 years	% Between 1 and 5 years	More than 5 years	
LOCAL GOVT SPEC II	P1872	15	2	0	0.0%	0	0.0%	0	2
LOCAL GOVT SPEC III	P1873	17	16	3	18.8%	3	18.8%	1	9
LOCAL GOVT SPEC IV	P1874	19	7	2	28.6%	0	0.0%	4	1
LOCAL GOVT SPEC V	P1875	21	2	1	50.0%	0	0.0%	0	1
MARINE PILOT COORD	P1959	20	1	0	0.0%	0	0.0%	0	1
MARKETING SPECIALIST	X1925	18	2	0	0.0%	0	0.0%	1	1
MICRO/NETWORK SPEC I	P1633	18	4	1	25.0%	0	0.0%	2	1
MICRO/NETWORK SPEC II	P1634	20	1	0	0.0%	0	0.0%	1	0
MICRO/NETWORK TECH II	P1632	16	1	0	0.0%	0	0.0%	0	1
NATURAL RESOURCE SPEC III	P6643	18	1	1	100.0%	0	0.0%	0	0
OCCUP LICENSING EXAMINER	P2325	13	23	2	8.7%	1	4.3%	7	13
OFFICE ASSISTANT I	P1134	8	14	2	14.3%	0	0.0%	4	8
OFFICE ASSISTANT II	P1135	10	16	1	6.3%	1	6.3%	4	10
OFFICE ASSISTANT III	K0077	11	1	1	100.0%	0	0.0%	0	0
OFFICE ASSISTANT IV	P1136	12	1	0	0.0%	1	100.0%	0	0
OUTREACH ADMINISTRATOR	X1208	15	1	0	0.0%	0	0.0%	0	1
PARALEGAL II	P7106	16	6	2	33.3%	0	0.0%	4	0
PCE PROGRAM MANAGER	X1766	18	1	0	0.0%	0	0.0%	1	0
PLANNER II	P2292	17	1	0	0.0%	0	0.0%	1	0
PLANNER III	P2293	19	3	1	33.3%	1	33.3%	1	0
PRJ SUPP & TRAIN SPEC RUR EGY	X1793	16	1	0	0.0%	0	0.0%	1	0
PRJT MGR-ENRGY INFR RLBT	X1794	25	1	0	0.0%	0	0.0%	1	0
PROCESS COORDINATOR, RCA	P7103	18	1	0	0.0%	0	0.0%	0	1
PROCUREMENT ASSISTANT	X1656	12	1	1	100.0%	0	0.0%	0	0
PROCUREMENT MANAGER	X0217	20	2	0	0.0%	0	0.0%	1	1
PROCUREMENT MANAGER	X0228	24	1	0	0.0%	0	0.0%	1	0
PROCUREMENT SPEC I	P1331	14	1	0	0.0%	0	0.0%	1	0
PROCUREMENT SPEC II	P1332	16	1	1	100.0%	0	0.0%	0	0

Employees in the licensed engineers bargaining unit, some employees on approved leave without pay on June 30, 2012, and other records being audited by Retirement & Benefits at the time of this report are not included in these calculations.

Calculations are based on retirement dates projected by Division of Retirement & Benefits.

Executive Branch Employees: Classified (Permanent, Probationary, and Provisional), Partially Exempt, and Exempt

RETIREMENT PROJECTIONS BY DEPARTMENT & JOB CLASS

Department of Commerce, Community and Economic Development									
Job Class	Job Class Code	Range	Employee Count	Eligible to Retire					No Retirement Date Available
				Less than 1 Year	% Less than 1 Year	Between 1 and 5 years	% Between 1 and 5 years	More than 5 years	
PROCUREMENT SPEC IV	P1334	20	1	0	0.0%	1	100.0%	0	0
PROGRAM COORDINATOR I	K0071	18	2	0	0.0%	0	0.0%	1	1
PROGRAM COORDINATOR II	K0072	20	1	0	0.0%	1	100.0%	0	0
PROGRAM MANAGER	X0232	24	1	0	0.0%	0	0.0%	0	1
PROJ MGR-ENERGY DATA INVENTORY	X1720	22	1	0	0.0%	1	100.0%	0	0
PROJECT ASSISTANT	K0070	16	1	0	0.0%	0	0.0%	1	0
PROJECT ASSISTANT	X1136	15	1	0	0.0%	0	0.0%	0	1
PROJECT DEVELOPMENT MANAGER	X1138	25	1	0	0.0%	1	100.0%	0	0
PROJECT DEVELOPMENT SPECIALIST	X1448	20	1	0	0.0%	0	0.0%	1	0
PROJECT MANAGER	X0342	25	3	1	33.3%	0	0.0%	1	1
PROJECT MANAGER	X0492	25	3	0	0.0%	1	33.3%	1	1
PROJECT MANAGER	X0494	22	2	0	0.0%	1	50.0%	1	0
PROJECT MANAGER	X0494	24	2	0	0.0%	0	0.0%	0	2
PROJECT MANAGER II	X1114	24	1	0	0.0%	0	0.0%	1	0
PUBLIC OUTREACH/LIAISON	X1782	23	1	0	0.0%	0	0.0%	0	1
PUBLICATIONS SPEC I	P3606	13	1	0	0.0%	0	0.0%	0	1
PUBLICATIONS TECH I	P3604	11	1	0	0.0%	0	0.0%	1	0
PUBLICATIONS TECH II	P3605	13	1	0	0.0%	0	0.0%	1	0
QUALITY ASSURANCE COORDINATOR	X0563	24	1	1	100.0%	0	0.0%	0	0
RECORDS & LICENSING SPVR	P1905	16	5	1	20.0%	1	20.0%	2	1
REGULATIONS SPEC II	P2341	16	2	0	0.0%	1	50.0%	1	0
RESEARCH ANALYST II	P1793	16	1	0	0.0%	0	0.0%	0	1
RESEARCH ANALYST IV	P1795	21	1	1	100.0%	0	0.0%	0	0
RETAIL PROGRAM DIRECTOR	X1237	24	1	1	100.0%	0	0.0%	0	0
RURAL ELECTRIC UTILITY WORKER	X1440	20	3	0	0.0%	0	0.0%	2	1
SECRETARY	P1151	11	3	0	0.0%	0	0.0%	1	2
SECURITIES EXAMINER I	P2316	21	2	1	50.0%	0	0.0%	1	0
SECURITIES EXAMINER II	P2317	22	1	0	0.0%	1	100.0%	0	0

Employees in the licensed engineers bargaining unit, some employees on approved leave without pay on June 30, 2012, and other records being audited by Retirement & Benefits at the time of this report are not included in these calculations.

Calculations are based on retirement dates projected by Division of Retirement & Benefits.

Executive Branch Employees: Classified (Permanent, Probationary, and Provisional), Partially Exempt, and Exempt

RETIREMENT PROJECTIONS BY DEPARTMENT & JOB CLASS

Department of Commerce, Community and Economic Development									
Job Class	Job Class Code	Range	Employee Count	Eligible to Retire					No Retirement Date Available
				Less than 1 Year	% Less than 1 Year	Between 1 and 5 years	% Between 1 and 5 years	More than 5 years	
SPEC ASST TO THE COMM II	P1918	23	2	0	0.0%	0	0.0%	1	1
STATE ASSESSOR	P2655	23	1	1	100.0%	0	0.0%	0	0
SUPPLY TECHNICIAN II	P1311	12	1	0	0.0%	0	0.0%	1	0
SYSTEMS PROGRAMMER I	P1651	20	1	1	100.0%	0	0.0%	0	0
TAX AUDITOR III	P1260	20	1	0	0.0%	0	0.0%	1	0
TECHNICAL ENGINEER II	X1110	25	1	0	0.0%	0	0.0%	1	0
USDA FOOD AID PROG COORDINATOR	X1596	21	1	0	0.0%	0	0.0%	0	1
UTILITY ENG ANALYST II	P8705	20	1	0	0.0%	0	0.0%	0	1
UTILITY ENG ANALYST III	P8706	22	1	1	100.0%	0	0.0%	0	0
UTILITY ENGINEERING ANALYST IV	P8707	24	1	0	0.0%	0	0.0%	1	0
UTILITY FIN ANALYST I	P2334	17	1	0	0.0%	0	0.0%	1	0
UTILITY FIN ANALYST III	P2336	21	3	0	0.0%	0	0.0%	2	1
UTILITY FIN ANALYST IV	P2337	23	1	0	0.0%	0	0.0%	1	0
UTILITY TARIFF ANALYST II	P2385	18	2	0	0.0%	0	0.0%	0	2
UTILITY TARIFF ANALYST III	P2386	20	1	0	0.0%	0	0.0%	0	1

Employees in the licensed engineers bargaining unit, some employees on approved leave without pay on June 30, 2012, and other records being audited by Retirement & Benefits at the time of this report are not included in these calculations.

Calculations are based on retirement dates projected by Division of Retirement & Benefits.



RETIREMENT PROJECTIONS BY DEPARTMENT & JOB CLASS

Department of Corrections									
Job Class	Job Class Code	Range	Employee Count	Eligible to Retire					No Retirement Date Available
				Less than 1 Year	% Less than 1 Year	Between 1 and 5 years	% Between 1 and 5 years	More than 5 years	
ACCOUNTANT V	P1208	22	1	0	0.0%	0	0.0%	1	0
ACCOUNTING CLERK	P1203	10	12	1	8.3%	1	8.3%	2	8
ACCOUNTING TECH I	P1210	12	5	0	0.0%	0	0.0%	2	3
ACCOUNTING TECH II	P1211	14	2	0	0.0%	0	0.0%	2	0
ACCOUNTING TECH III	P1212	16	2	0	0.0%	1	50.0%	1	0
ACCOUNTING TECHNICIAN IV	P1235	18	1	0	0.0%	0	0.0%	1	0
ADMINISTRATIVE ASSISTANT I	K0017	12	2	0	0.0%	0	0.0%	0	2
ADMINISTRATIVE ASSISTANT II	K0018	14	4	0	0.0%	2	50.0%	1	1
ADMINISTRATIVE OFFICER I	K0019	17	14	2	14.3%	3	21.4%	7	2
ADMINISTRATIVE OFFICER II	K0020	19	2	0	0.0%	0	0.0%	2	0
ADULT PROBATION OFF I	P4342	14	10	0	0.0%	0	0.0%	4	6
ADULT PROBATION OFF II	P4343	16	117	7	6.0%	12	10.3%	63	35
ADULT PROBATION OFF III	P4344	18	36	6	16.7%	8	22.2%	21	1
ADULT PROBATION OFF IV	P4345	20	2	0	0.0%	1	50.0%	1	0
ADULT PROBATION OFF V	P4346	22	3	2	66.7%	1	33.3%	0	0
ANALYST/PROGRAMMER III	P1623	18	2	0	0.0%	0	0.0%	1	1
ANALYST/PROGRAMMER V	P1625	22	3	1	33.3%	0	0.0%	2	0
ASST CORRECTIONAL SUPT	P7655	19	10	6	60.0%	2	20.0%	2	0
BUDGET ANALYST II	P1462	16	1	0	0.0%	0	0.0%	1	0
BUDGET ANALYST III	P1463	19	1	0	0.0%	0	0.0%	1	0
BUDGET MANAGER	P1465	22	1	1	100.0%	0	0.0%	0	0
BUILDING MAINT SUPT	P8460	20	1	0	0.0%	1	100.0%	0	0
CHIEF TIME ACCOUNTING OFFICER	P1956	18	1	0	0.0%	1	100.0%	0	0
COMMISSIONER	X0003	0	1	0	0.0%	0	0.0%	1	0
CORR INDUS PROD MGR II	P7666	18	1	1	100.0%	0	0.0%	0	0
CORRECTIONAL OFFICER I	P7646	11	75	0	0.0%	1	1.3%	3	71
CORRECTIONAL OFFICER II	P7653	13	574	47	8.2%	64	11.1%	248	215
Employees in the licensed engineers bargaining unit, some employees on approved leave without pay on June 30, 2012, and other records being audited by Retirement & Benefits at the time of this report are not included in these calculations.									
Calculations are based on retirement dates projected by Division of Retirement & Benefits.									

Executive Branch Employees: Classified (Permanent, Probationary, and Provisional), Partially Exempt, and Exempt

RETIREMENT PROJECTIONS BY DEPARTMENT & JOB CLASS

Department of Corrections									
Job Class	Job Class Code	Range	Employee Count	Eligible to Retire					No Retirement Date Available
				Less than 1 Year	% Less than 1 Year	Between 1 and 5 years	% Between 1 and 5 years	More than 5 years	
CORRECTIONAL OFFICER III	P7654	15	127	29	22.8%	33	26.0%	57	8
CORRECTIONAL OFFICER IV	P7647	18	10	3	30.0%	4	40.0%	3	0
CORRECTIONAL SUPERINTENDENT I	P7657	21	11	7	63.6%	2	18.2%	2	0
CORRECTIONAL SUPERINTENDENT II	P7658	22	2	1	50.0%	1	50.0%	0	0
CRIMINAL JUSTICE PLANNER	P2221	21	3	0	0.0%	0	0.0%	1	2
CRIMINAL JUSTICE SPECIALIST	P7013	16	1	1	100.0%	0	0.0%	0	0
CRIMINAL JUSTICE TECHNICIAN I	P7011	12	6	0	0.0%	1	16.7%	3	2
CRIMINAL JUSTICE TECHNICIAN II	P7012	14	33	6	18.2%	1	3.0%	15	11
DATA PROCESSING MGR II	P1642	23	1	0	0.0%	0	0.0%	0	1
DENTAL HYGIENIST	P5470	16	1	0	0.0%	0	0.0%	1	0
DEP COMMISSIONER	P1951	28	2	2	100.0%	0	0.0%	0	0
DIVISION DIRECTOR	P1901	27	3	0	0.0%	1	33.3%	2	0
DIVISION OPERATIONS MANAGER	K0051	24	3	1	33.3%	0	0.0%	2	0
ED COORDINATOR (COR)	P3140	16	16	7	43.8%	1	6.3%	6	2
EDUCATION ASSOC II	P3158	15	1	0	0.0%	0	0.0%	1	0
ENVIRO SERVICES (F/L/J)	P9171	60	2	0	0.0%	1	50.0%	0	1
EXEC DIR AK BD PAROLE	P4355	23	1	0	0.0%	0	0.0%	1	0
EXEC SECRETARY III	P1156	16	1	0	0.0%	0	0.0%	0	1
FACILITIES MANAGER I	P2252	20	3	1	33.3%	0	0.0%	1	1
FACILITIES MANAGER II	P2253	21	1	0	0.0%	0	0.0%	1	0
FOOD SERVICE (F/L/J/SJ)	P9101	53	5	1	20.0%	1	20.0%	3	0
FOOD SERVICE (F/L/J/SJ)	P9101	56	33	3	9.1%	3	9.1%	13	14
FOOD SERVICE (F/L/J/SJ)	P9101	57	3	1	33.3%	0	0.0%	1	1
FOOD SERVICE SUPERVISOR	P9104	16	6	2	33.3%	1	16.7%	2	1
FORENSIC PSYCHIATRIST	X0679	28	2	1	50.0%	1	50.0%	0	0
HEALTH PRACTITIONER I	P5212	24	7	3	42.9%	1	14.3%	0	3
INTERNAL AUDITOR IV	P1293	23	1	0	0.0%	0	0.0%	1	0

Employees in the licensed engineers bargaining unit, some employees on approved leave without pay on June 30, 2012, and other records being audited by Retirement & Benefits at the time of this report are not included in these calculations.

Calculations are based on retirement dates projected by Division of Retirement & Benefits.

Executive Branch Employees: Classified (Permanent, Probationary, and Provisional), Partially Exempt, and Exempt

RETIREMENT PROJECTIONS BY DEPARTMENT & JOB CLASS

Department of Corrections									
Job Class	Job Class Code	Range	Employee Count	Eligible to Retire					No Retirement Date Available
				Less than 1 Year	% Less than 1 Year	Between 1 and 5 years	% Between 1 and 5 years	More than 5 years	
LICENSED PRAC NURSE	P5116	17	19	1	5.3%	2	10.5%	9	7
MAIL SVCS COURIER	P1132	9	1	0	0.0%	0	0.0%	0	1
MAINT GEN (F/L/J/SJ)	P9311	52	3	1	33.3%	0	0.0%	2	0
MAINT GEN (F/L/J/SJ)	P9311	53	2	0	0.0%	1	50.0%	1	0
MAINT GEN (F/L/J/SJ)	P9311	54	14	1	7.1%	6	42.9%	1	6
MAINT SPEC BFC (F/LJ/J)	P9323	50	5	3	60.0%	1	20.0%	1	0
MAINT SPEC BFC (F/LJ/J)	P9323	51	7	2	28.6%	1	14.3%	1	3
MAINT SPEC BFC (F/LJ/J)	P9323	53	5	0	0.0%	1	20.0%	2	2
MAINT SPEC ETRICIAN	P9325	51	4	0	0.0%	1	25.0%	2	1
MAINT SPEC ETRONICS	P9324	51	3	2	66.7%	0	0.0%	1	0
MAINT SPEC PLUMB	P9328	51	4	1	25.0%	0	0.0%	1	2
MECH AUTO	P9331	53	3	1	33.3%	0	0.0%	1	1
MEDICAL DIRECTOR	X0677	28	2	1	50.0%	0	0.0%	0	1
MEDICAL OFFICER	X0681	0	1	0	0.0%	1	100.0%	0	0
MEDICAL RECORD ADMIN	P5423	17	1	0	0.0%	0	0.0%	1	0
MEDICAL RECORDS ASST	P1140	10	6	1	16.7%	1	16.7%	2	2
MICRO/NETWORK SPEC I	P1633	18	2	0	0.0%	0	0.0%	0	2
MICRO/NETWORK SPEC II	P1634	20	2	1	50.0%	0	0.0%	0	1
MICRO/NETWORK TECH I	P1631	14	1	0	0.0%	0	0.0%	0	1
MICRO/NETWORK TECH II	P1632	16	5	0	0.0%	0	0.0%	2	3
MICROFILM/IMAGING OPER I	P9811	10	1	0	0.0%	0	0.0%	0	1
MICROFILM/IMAGING OPER II	P9812	12	1	0	0.0%	1	100.0%	0	0
MNTL HLTH CLINICIAN II	P5337	19	16	3	18.8%	6	37.5%	2	5
MNTL HLTH CLINICIAN III	P5338	21	12	3	25.0%	0	0.0%	4	5
MNTL HLTH CLINICIAN IV	P5339	23	1	0	0.0%	0	0.0%	1	0
NURSE I	P5110	18	6	0	0.0%	0	0.0%	0	6
NURSE II	P5111	19	40	8	20.0%	4	10.0%	8	20

Employees in the licensed engineers bargaining unit, some employees on approved leave without pay on June 30, 2012, and other records being audited by Retirement & Benefits at the time of this report are not included in these calculations.

Calculations are based on retirement dates projected by Division of Retirement & Benefits.

Executive Branch Employees: Classified (Permanent, Probationary, and Provisional), Partially Exempt, and Exempt

RETIREMENT PROJECTIONS BY DEPARTMENT & JOB CLASS

Department of Corrections									
				Eligible to Retire					
Job Class	Job Class Code	Range	Employee Count	Less than 1 Year	% Less than 1 Year	Between 1 and 5 years	% Between 1 and 5 years	More than 5 years	No Retirement Date Available
NURSE II (PSYCH)	P5117	19	4	0	0.0%	2	50.0%	0	2
NURSE III	P5112	20	7	2	28.6%	1	14.3%	3	1
NURSE IV	P5113	22	1	0	0.0%	0	0.0%	1	0
NURSE IV (PSYCH)	P5119	22	1	0	0.0%	0	0.0%	1	0
NURSING DIRECTOR	P5126	25	1	0	0.0%	1	100.0%	0	0
OFFICE ASSISTANT I	P1134	8	25	2	8.0%	3	12.0%	5	15
OFFICE ASSISTANT II	P1135	10	22	4	18.2%	6	27.3%	4	8
OFFICE ASSISTANT III	K0077	11	7	2	28.6%	0	0.0%	2	3
PHARMACIST (LEAD W/ADV CERT)	X1700	29	1	0	0.0%	0	0.0%	0	1
PHARMACY TECHNICIAN	P5602	12	3	1	33.3%	0	0.0%	1	1
POLICY AND PROGRAM SPECIALIST	X0976	21	1	0	0.0%	1	100.0%	0	0
PROCUREMENT SPEC I	P1331	14	2	1	50.0%	1	50.0%	0	0
PROCUREMENT SPEC II	P1332	16	2	1	50.0%	0	0.0%	1	0
PROCUREMENT SPEC III	P1333	18	2	0	0.0%	0	0.0%	2	0
PROCUREMENT SPEC IV	P1334	20	1	0	0.0%	0	0.0%	1	0
PSYCHOLOGICAL COUNSLR II	P5327	17	4	0	0.0%	2	50.0%	0	2
RESEARCH ANALYST IV	P1795	21	1	0	0.0%	0	0.0%	1	0
SECRETARY	P1151	11	1	0	0.0%	0	0.0%	1	0
SOCIAL WORKER II	P4113	16	2	0	0.0%	0	0.0%	2	0
SPEC ASST TO THE COMM II	P1918	23	1	0	0.0%	0	0.0%	1	0
STATISTICAL TECHNICIAN I	P1706	12	1	0	0.0%	0	0.0%	1	0
STOCK & PARTS SVCS (L/J/SJ)	P9911	53	1	0	0.0%	0	0.0%	0	1
STOCK & PARTS SVCS (L/J/SJ)	P9911	54	2	0	0.0%	0	0.0%	1	1
STOCK & PARTS SVCS (L/J/SJ)	P9911	57	2	0	0.0%	1	50.0%	1	0
SUPPLY TECHNICIAN I	P1310	10	1	0	0.0%	0	0.0%	0	1
SUPPLY TECHNICIAN II	P1311	12	4	0	0.0%	0	0.0%	0	4

Employees in the licensed engineers bargaining unit, some employees on approved leave without pay on June 30, 2012, and other records being audited by Retirement & Benefits at the time of this report are not included in these calculations.

Calculations are based on retirement dates projected by Division of Retirement & Benefits.

RETIREMENT PROJECTIONS BY DEPARTMENT & JOB CLASS

Department of Education and Early Development										
				Eligible to Retire						
Job Class	Job Class Code	Range	Employee Count	Less than 1 Year	% Less than 1 Year	Between 1 and 5 years	% Between 1 and 5 years	More than 5 years	No Retirement Date Available	
ACCOUNTANT	X0214	20	1	0	0.0%	0	0.0%	1	0	
ACCOUNTANT	X0215	18	4	0	0.0%	1	25.0%	1	2	
ACCOUNTANT	X0701	16	2	0	0.0%	0	0.0%	2	0	
ACCOUNTANT	X1186	22	1	0	0.0%	1	100.0%	0	0	
ACCOUNTING TECH I	P1210	12	1	0	0.0%	0	0.0%	1	0	
ACCOUNTING TECH II	P1211	14	3	0	0.0%	0	0.0%	3	0	
ACCOUNTING TECH III	P1212	16	2	0	0.0%	0	0.0%	2	0	
ACCOUNTING TECHNICIAN (ACPE)	X0818	12	3	1	33.3%	1	33.3%	1	0	
ACCOUNTING TECHNICIAN (ACPE)	X0818	14	2	0	0.0%	0	0.0%	0	2	
ADMIN ASST III	K0053	15	1	0	0.0%	0	0.0%	1	0	
ADMIN SUPPORT SPECIALIST	X0858	14	4	2	50.0%	0	0.0%	0	2	
ADMINISTRATIVE ASSISTANT	X0033	12	1	0	0.0%	0	0.0%	1	0	
ADMINISTRATIVE ASSISTANT	X0751	13	2	1	50.0%	0	0.0%	0	1	
ADMINISTRATIVE ASSISTANT I	K0017	12	2	0	0.0%	1	50.0%	0	1	
ADMINISTRATIVE ASSISTANT II	K0018	14	3	1	33.3%	0	0.0%	2	0	
ADMINISTRATIVE MANAGER	X1266	18	1	0	0.0%	0	0.0%	1	0	
ADMINISTRATIVE MANAGER	X1266	20	1	0	0.0%	0	0.0%	1	0	
ADMINISTRATIVE OFFICER	X0041	22	1	0	0.0%	0	0.0%	1	0	
ADMINISTRATIVE OFFICER	X0043	21	1	1	100.0%	0	0.0%	0	0	
ADMINISTRATIVE OFFICER	X0659	18	2	0	0.0%	2	100.0%	0	0	
ADMINISTRATIVE OFFICER I	K0019	17	2	1	50.0%	0	0.0%	0	1	
ANALYST/PROGRAMMER II	P1622	16	1	1	100.0%	0	0.0%	0	0	
ANALYST/PROGRAMMER IV	P1624	20	1	0	0.0%	0	0.0%	0	1	
ARCHITECTURAL ASST III	P8434	19	1	0	0.0%	1	100.0%	0	0	
ARCHIVIST II	P3581	18	2	0	0.0%	1	50.0%	1	0	
ARCHIVIST III	P3582	20	1	1	100.0%	0	0.0%	0	0	
ASSISTANT DIRECTOR	X0581	22	1	0	0.0%	1	100.0%	0	0	
ASST.DIR.INSTRUCTION & HOUSING	X0904	23	2	1	50.0%	0	0.0%	1	0	

Employees in the licensed engineers bargaining unit, some employees on approved leave without pay on June 30, 2012, and other records being audited by Retirement & Benefits at the time of this report are not included in these calculations.

Calculations are based on retirement dates projected by Division of Retirement & Benefits.

Executive Branch Employees: Classified (Permanent, Probationary, and Provisional), Partially Exempt, and Exempt

RETIREMENT PROJECTIONS BY DEPARTMENT & JOB CLASS

Department of Education and Early Development									
				Eligible to Retire					
Job Class	Job Class Code	Range	Employee Count	Less than 1 Year	% Less than 1 Year	Between 1 and 5 years	% Between 1 and 5 years	More than 5 years	No Retirement Date Available
BUDGET ANALYST IV	P1464	21	1	0	0.0%	0	0.0%	1	0
BUILDING MAINT SUPT	P8460	20	1	0	0.0%	0	0.0%	0	1
BUILDING MGMT SPECIALIST	P8458	19	1	0	0.0%	1	100.0%	0	0
BUSINESS LEAD/ANALYST II	X2001	16	1	0	0.0%	0	0.0%	1	0
BUSINESS LEAD/ANALYST III	X2002	18	2	0	0.0%	0	0.0%	2	0
CHIEF FINANCIAL OFFICER	X0428	25	1	0	0.0%	0	0.0%	1	0
COMMISSIONER	X0003	0	1	1	100.0%	0	0.0%	0	0
CUSTOMER SERVICE SPEC I	X0615	11	1	1	100.0%	0	0.0%	0	0
CUSTOMER SERVICE SPEC III	X0617	13	6	1	16.7%	1	16.7%	2	2
CUSTOMER SERVICE SPEC III	X0617	14	3	0	0.0%	0	0.0%	1	2
CUSTOMER SERVICE SPEC III	X0617	15	1	0	0.0%	0	0.0%	1	0
CUSTOMER SERVICE SUPERVISOR	X0994	16	1	0	0.0%	0	0.0%	1	0
DATA PROCESSING MGR I	P1641	22	1	0	0.0%	1	100.0%	0	0
DATA PROCESSING MGR II	P1642	23	1	0	0.0%	1	100.0%	0	0
DATA PROCESSING TECH I	P1611	13	1	0	0.0%	0	0.0%	1	0
DEP COMMISSIONER	P1951	28	1	1	100.0%	0	0.0%	0	0
DEP DIR LIBRARY,ARCHIVE,MUSEUM	P3576	24	1	1	100.0%	0	0.0%	0	0
DEPUTY DIRECTOR	X0826	24	1	0	0.0%	0	0.0%	1	0
DEPUTY DIRECTOR,DTLS	P3172	24	1	0	0.0%	0	0.0%	1	0
DIRECTOR	X0066	25	1	0	0.0%	0	0.0%	1	0
DIRECTOR/ISS	X1236	25	1	0	0.0%	0	0.0%	1	0
DIVISION DIRECTOR	P1901	27	5	3	60.0%	1	20.0%	1	0
DOCUMENTS PROCESSOR	X0753	10	1	0	0.0%	0	0.0%	1	0
DORMITORY ATTENDANT	P7805	11	1	0	0.0%	0	0.0%	0	1
DUE DILIGENCE SUPERVISOR	X0589	17	1	0	0.0%	0	0.0%	1	0
EDUCATION ADMIN II	P3171	22	6	3	50.0%	0	0.0%	3	0
EDUCATION ASSOC I	P3157	13	1	0	0.0%	0	0.0%	0	1
EDUCATION ASSOC II	P3158	15	7	0	0.0%	0	0.0%	4	3

Employees in the licensed engineers bargaining unit, some employees on approved leave without pay on June 30, 2012, and other records being audited by Retirement & Benefits at the time of this report are not included in these calculations.

Calculations are based on retirement dates projected by Division of Retirement & Benefits.

Executive Branch Employees: Classified (Permanent, Probationary, and Provisional), Partially Exempt, and Exempt

RETIREMENT PROJECTIONS BY DEPARTMENT & JOB CLASS

Department of Education and Early Development									
Job Class	Job Class Code	Range	Employee Count	Eligible to Retire					No Retirement Date Available
				Less than 1 Year	% Less than 1 Year	Between 1 and 5 years	% Between 1 and 5 years	More than 5 years	
EDUCATION ASSOC III	P3159	17	4	0	0.0%	0	0.0%	1	3
EDUCATION PROG ASSISTANT	P3156	12	10	0	0.0%	1	10.0%	5	4
EDUCATION SPECIALIST I	P3160	19	3	1	33.3%	1	33.3%	1	0
EDUCATION SPECIALIST II	P3161	21	21	3	14.3%	5	23.8%	5	8
EXEC DIR COUNCIL OF ARTS	P3510	22	1	0	0.0%	0	0.0%	0	1
EXEC SECRETARY III	P1156	16	1	1	100.0%	0	0.0%	0	0
EXEC SECRETARY PTPC	P3110	24	1	0	0.0%	0	0.0%	0	1
EXECUTIVE DIRECTOR	X0220	27	1	1	100.0%	0	0.0%	0	0
EXECUTIVE SECRETARY III	X0808	16	1	0	0.0%	0	0.0%	0	1
EXHIBIT SPECIALIST	P3641	17	1	0	0.0%	0	0.0%	0	1
FINANCE ASSISTANT	X0328	10	1	0	0.0%	0	0.0%	0	1
FINE ARTS ADMINISTRATOR II	P3661	18	3	0	0.0%	0	0.0%	2	1
GRANTS ADMINISTRATOR II	P2270	17	3	0	0.0%	1	33.3%	2	0
GRANTS ADMINISTRATOR III	P2271	19	1	0	0.0%	0	0.0%	1	0
HEALTH/SAFETY PROG COORDINATOR	X1756	21	1	1	100.0%	0	0.0%	0	0
INFORMATION OFFICER III	P3615	20	1	0	0.0%	1	100.0%	0	0
INTERNAL AUDITOR III	P1292	21	1	0	0.0%	0	0.0%	1	0
INTERNAL AUDITOR IV	X0831	22	1	0	0.0%	0	0.0%	1	0
INTERNET SPECIALIST (ACPE)	X1670	20	1	0	0.0%	0	0.0%	1	0
LIBRARIAN I	P3573	16	1	0	0.0%	0	0.0%	1	0
LIBRARIAN II	P3574	18	6	2	33.3%	1	16.7%	1	2
LIBRARIAN III	P3575	20	6	3	50.0%	1	16.7%	2	0
LIBRARIAN IV	P3577	22	1	1	100.0%	0	0.0%	0	0
LIBRARY ASSISTANT I	P3570	11	5	0	0.0%	1	20.0%	2	2
LIBRARY ASSISTANT II	P3571	13	6	2	33.3%	2	33.3%	1	1
LOAN SERVICES SUPERVISOR	X0636	18	1	0	0.0%	0	0.0%	1	0
LOAN SPECIALIST	X0930	12	4	0	0.0%	3	75.0%	1	0
LOAN SPECIALIST	X0930	14	3	1	33.3%	0	0.0%	1	1

Employees in the licensed engineers bargaining unit, some employees on approved leave without pay on June 30, 2012, and other records being audited by Retirement & Benefits at the time of this report are not included in these calculations.

Calculations are based on retirement dates projected by Division of Retirement & Benefits.

Executive Branch Employees: Classified (Permanent, Probationary, and Provisional), Partially Exempt, and Exempt

RETIREMENT PROJECTIONS BY DEPARTMENT & JOB CLASS

Department of Education and Early Development									
				Eligible to Retire					
Job Class	Job Class Code	Range	Employee Count	Less than 1 Year	% Less than 1 Year	Between 1 and 5 years	% Between 1 and 5 years	More than 5 years	No Retirement Date Available
MAINT GEN (F/L/J/SJ)	P9311	53	1	0	0.0%	0	0.0%	0	1
MAINT GEN (F/L/J/SJ)	P9311	54	4	1	25.0%	0	0.0%	2	1
MAINT SPEC BFC (F/LJ/J)	P9323	53	1	0	0.0%	0	0.0%	0	1
MICRO/NETWORK SPEC I	P1633	18	1	0	0.0%	0	0.0%	0	1
MICRO/NETWORK SPEC II	P1634	20	1	0	0.0%	0	0.0%	1	0
MICRO/NETWORK TECH II	P1632	16	2	0	0.0%	0	0.0%	2	0
MICROCOMPUTER/NETWORK SPEC	X1209	20	2	0	0.0%	0	0.0%	2	0
MICROFILM/IMAGING OPER II	P9812	12	2	1	50.0%	0	0.0%	1	0
MICROGRAPHIC SERVICES MGR	P9814	17	1	0	0.0%	1	100.0%	0	0
MUSEUM CONSERVATOR	P3521	19	1	0	0.0%	0	0.0%	1	0
MUSEUM CURATOR II	P3524	18	3	0	0.0%	0	0.0%	2	1
MUSEUM PROT & VISITOR SER ASST	P3531	11	6	0	0.0%	2	33.3%	0	4
MUSEUM PROT & VISITOR SER MGR	P3533	16	1	0	0.0%	1	100.0%	0	0
MUSEUM PROT & VISITOR SER SUP	P3532	14	2	1	50.0%	0	0.0%	1	0
MUSEUM REGISTRAR	P3520	16	1	0	0.0%	0	0.0%	1	0
OFFICE ASSISTANT I	P1134	8	4	2	50.0%	1	25.0%	1	0
OFFICE ASSISTANT II	P1135	10	2	1	50.0%	0	0.0%	1	0
PROCEDURES & TRAINING SPEC	X1643	16	2	0	0.0%	0	0.0%	1	1
PROCEDURES & TRAINING SPEC	X1643	18	2	0	0.0%	0	0.0%	2	0
PROCUREMENT SPEC III	P1333	18	1	0	0.0%	0	0.0%	1	0
PROGRAM ASSISTANT	X1248	14	6	0	0.0%	0	0.0%	0	6
PROGRAM ASSISTANT	X1248	15	1	0	0.0%	0	0.0%	1	0
PROGRAM COORDINATOR	X0193	17	2	0	0.0%	0	0.0%	1	1
PROGRAM COORDINATOR	X0193	18	2	0	0.0%	0	0.0%	2	0
PROGRAM COORDINATOR	X0248	16	1	0	0.0%	0	0.0%	0	1
PROGRAM COORDINATOR	X0280	17	1	0	0.0%	0	0.0%	0	1
PROGRAM COORDINATOR	X0877	18	1	0	0.0%	0	0.0%	1	0
PROGRAM COORDINATOR I	K0071	18	2	0	0.0%	1	50.0%	0	1

Employees in the licensed engineers bargaining unit, some employees on approved leave without pay on June 30, 2012, and other records being audited by Retirement & Benefits at the time of this report are not included in these calculations.

Calculations are based on retirement dates projected by Division of Retirement & Benefits.

Executive Branch Employees: Classified (Permanent, Probationary, and Provisional), Partially Exempt, and Exempt

RETIREMENT PROJECTIONS BY DEPARTMENT & JOB CLASS

Department of Education and Early Development									
Job Class	Job Class Code	Range	Employee Count	Eligible to Retire					No Retirement Date Available
				Less than 1 Year	% Less than 1 Year	Between 1 and 5 years	% Between 1 and 5 years	More than 5 years	
PROGRAMMER/ANALYST	X0707	18	1	1	100.0%	0	0.0%	0	0
PROGRAMMER/ANALYST	X0711	22	5	0	0.0%	1	20.0%	4	0
PROJECT ASSISTANT	K0070	16	2	0	0.0%	0	0.0%	2	0
PROJECT COORDINATOR	X0856	24	2	1	50.0%	0	0.0%	1	0
PROJECT MANAGER I	X1253	20	1	0	0.0%	0	0.0%	1	0
PUBLICATIONS SPEC II	P3607	16	1	0	0.0%	0	0.0%	0	1
RECORDS ANALYST I	K0044	16	1	0	0.0%	0	0.0%	0	1
RECORDS ANALYST III	P3585	20	1	0	0.0%	0	0.0%	0	1
RECREATION ASSISTANT	P3220	11	3	0	0.0%	0	0.0%	1	2
RESEARCH ANALYST I	P1792	13	2	0	0.0%	0	0.0%	2	0
RESEARCH ANALYST II	P1793	16	1	0	0.0%	0	0.0%	1	0
RESEARCH ANALYST III	P1794	18	3	0	0.0%	1	33.3%	2	0
RESEARCH ANALYST IV	P1795	21	1	0	0.0%	1	100.0%	0	0
SCHOOL FINANCE MANAGER	P1243	23	1	0	0.0%	0	0.0%	1	0
SCHOOL FINANCE SPECIALIST I	P1240	16	1	0	0.0%	0	0.0%	0	1
SCHOOL FINANCE SPECIALIST II	P1241	18	4	1	25.0%	0	0.0%	2	1
SCHOOL FOOD COORDINATOR	P5463	20	1	0	0.0%	0	0.0%	1	0
SECRETARY	P1151	11	3	0	0.0%	1	33.3%	0	2
SOCIAL SERVICES ASSOCIATE II	P4106	12	1	0	0.0%	0	0.0%	0	1
SOCIAL SERVICES SPECIALIST II	P4117	16	1	0	0.0%	0	0.0%	0	1
SOCIAL SERVICES SPECIALIST III	P4118	18	1	0	0.0%	0	0.0%	0	1
SPEC ASST TO THE COMM II	P1918	23	1	0	0.0%	0	0.0%	1	0
STATE ARCHIVIST	P3580	22	1	1	100.0%	0	0.0%	0	0
SYSTEMS PROGRAMMER III	P1653	23	1	0	0.0%	0	0.0%	1	0
TEACHER, MT. EDGE CUMBE HS	T0001	0	28	4	14.3%	2	7.1%	15	7
TECHNICAL ENG I/ARCHITECT I	P8920	24	1	0	0.0%	0	0.0%	1	0

Employees in the licensed engineers bargaining unit, some employees on approved leave without pay on June 30, 2012, and other records being audited by Retirement & Benefits at the time of this report are not included in these calculations.

Calculations are based on retirement dates projected by Division of Retirement & Benefits.

Executive Branch Employees: Classified (Permanent, Probationary, and Provisional), Partially Exempt, and Exempt

RETIREMENT PROJECTIONS BY DEPARTMENT & JOB CLASS

Department of Environmental Conservation									
Job Class	Job Class Code	Range	Employee Count	Eligible to Retire					No Retirement Date Available
				Less than 1 Year	% Less than 1 Year	Between 1 and 5 years	% Between 1 and 5 years	More than 5 years	
ACCOUNTANT II	P1205	16	3	1	33.3%	1	33.3%	1	0
ACCOUNTANT III	P1206	18	6	1	16.7%	0	0.0%	4	1
ACCOUNTANT IV	P1207	20	4	2	50.0%	0	0.0%	0	2
ACCOUNTANT V	P1208	22	1	0	0.0%	0	0.0%	1	0
ACCOUNTING CLERK	P1203	10	1	0	0.0%	0	0.0%	0	1
ACCOUNTING TECH I	P1210	12	3	0	0.0%	0	0.0%	0	3
ACCOUNTING TECH II	P1211	14	6	1	16.7%	0	0.0%	3	2
ACCOUNTING TECH III	P1212	16	6	2	33.3%	1	16.7%	2	1
ADMIN ASST III	K0053	15	4	1	25.0%	1	25.0%	1	1
ADMIN OPERATIONS MGR I	K0021	22	3	1	33.3%	0	0.0%	2	0
ADMINISTRATIVE ASSISTANT I	K0017	12	2	1	50.0%	0	0.0%	0	1
ADMINISTRATIVE ASSISTANT II	K0018	14	4	0	0.0%	1	25.0%	1	2
ADMINISTRATIVE OFFICER I	K0019	17	1	0	0.0%	1	100.0%	0	0
ADMINISTRATIVE OFFICER II	K0020	19	2	0	0.0%	1	50.0%	1	0
ANALYST/PROGRAMMER II	P1622	16	2	0	0.0%	0	0.0%	1	1
ANALYST/PROGRAMMER III	P1623	18	5	0	0.0%	0	0.0%	2	3
ANALYST/PROGRAMMER IV	P1624	20	9	1	11.1%	1	11.1%	3	4
ANALYST/PROGRAMMER V	P1625	22	7	1	14.3%	0	0.0%	4	2
ASSISTANT STATE VETERINARIAN	P6463	22	1	0	0.0%	0	0.0%	1	0
BUDGET ANALYST III	P1463	19	1	0	0.0%	0	0.0%	1	0
BUDGET MANAGER	P1465	22	1	0	0.0%	0	0.0%	0	1
CHEMIST III	P8333	18	2	0	0.0%	0	0.0%	0	2
CHEMIST IV	P8334	20	3	1	33.3%	0	0.0%	2	0
CHIEF ENVIRONMENTAL HLTH LABS	P5625	23	1	0	0.0%	0	0.0%	0	1
COMMISSIONER	X0003	0	1	0	0.0%	0	0.0%	0	1
DATA PROCESSING MGR I	P1641	22	2	1	50.0%	0	0.0%	1	0
DATA PROCESSING MGR II	P1642	23	1	0	0.0%	1	100.0%	0	0

Employees in the licensed engineers bargaining unit, some employees on approved leave without pay on June 30, 2012, and other records being audited by Retirement & Benefits at the time of this report are not included in these calculations.

Calculations are based on retirement dates projected by Division of Retirement & Benefits.

Executive Branch Employees: Classified (Permanent, Probationary, and Provisional), Partially Exempt, and Exempt

RETIREMENT PROJECTIONS BY DEPARTMENT & JOB CLASS

Department of Environmental Conservation									
Job Class	Job Class Code	Range	Employee Count	Eligible to Retire					No Retirement Date Available
				Less than 1 Year	% Less than 1 Year	Between 1 and 5 years	% Between 1 and 5 years	More than 5 years	
DATABASE SPECIALIST II	P1827	21	2	0	0.0%	0	0.0%	0	2
DEP COMMISSIONER	P1951	28	1	0	0.0%	0	0.0%	1	0
DEPUTY DIRECTOR	K0054	25	1	0	0.0%	0	0.0%	0	1
DIVISION DIRECTOR	P1901	27	5	1	20.0%	0	0.0%	4	0
DIVISION OPERATIONS MANAGER	K0051	24	1	0	0.0%	0	0.0%	1	0
EH BIOLOGICAL ANALYSIS MANAGER	K0002	21	1	0	0.0%	0	0.0%	1	0
ENGINEER I, DEC	P8657	22	13	2	15.4%	2	15.4%	4	5
ENGINEER II, DEC	P8658	23	11	5	45.5%	3	27.3%	3	0
ENGINEERING ASSISTANT I, DEC	P8654	17	5	0	0.0%	0	0.0%	0	5
ENGINEERING ASSISTANT II, DEC	P8655	19	1	0	0.0%	0	0.0%	0	1
ENGINEERING ASSOCIATE I, DEC	P8656	21	14	0	0.0%	1	7.1%	8	5
ENGINEERING ASSOCIATE II, DEC	P8659	23	4	0	0.0%	1	25.0%	3	0
ENVIRON HEALTH OFF I	P8210	14	2	0	0.0%	0	0.0%	0	2
ENVIRON HEALTH OFF II	P8211	16	6	0	0.0%	0	0.0%	4	2
ENVIRON HEALTH OFF III	P8212	18	13	3	23.1%	1	7.7%	3	6
ENVIRON HEALTH OFF IV	P8213	20	4	0	0.0%	0	0.0%	0	4
ENVIRON HEALTH TECHNICIAN	P8205	13	4	0	0.0%	0	0.0%	2	2
ENVIRON IMPACT ANALYST III	P8543	19	1	0	0.0%	0	0.0%	1	0
ENVIRON PROGRAM MANAGER I	P8531	21	31	9	29.0%	3	9.7%	15	4
ENVIRON PROGRAM MANAGER II	P8532	22	12	4	33.3%	1	8.3%	6	1
ENVIRON PROGRAM MANAGER III	P8533	23	9	2	22.2%	1	11.1%	5	1
ENVIRON PROGRAM SPEC I	P8521	14	8	0	0.0%	0	0.0%	3	5
ENVIRON PROGRAM SPEC II	P8522	16	36	3	8.3%	2	5.6%	11	20
ENVIRON PROGRAM SPEC III	P8523	18	100	19	19.0%	14	14.0%	30	37
ENVIRON PROGRAM SPEC IV	P8524	20	30	2	6.7%	4	13.3%	16	8
ENVIRON PROGRAM TECHNICIAN	P8511	13	12	0	0.0%	1	8.3%	7	4
EXEC SECRETARY III	P1156	16	1	0	0.0%	0	0.0%	1	0

Employees in the licensed engineers bargaining unit, some employees on approved leave without pay on June 30, 2012, and other records being audited by Retirement & Benefits at the time of this report are not included in these calculations.

Calculations are based on retirement dates projected by Division of Retirement & Benefits.

Executive Branch Employees: Classified (Permanent, Probationary, and Provisional), Partially Exempt, and Exempt

RETIREMENT PROJECTIONS BY DEPARTMENT & JOB CLASS

Department of Environmental Conservation									
Job Class	Job Class Code	Range	Employee Count	Eligible to Retire					No Retirement Date Available
				Less than 1 Year	% Less than 1 Year	Between 1 and 5 years	% Between 1 and 5 years	More than 5 years	
GRANTS ADMINISTRATOR II	P2270	17	3	1	33.3%	0	0.0%	2	0
GRANTS ADMINISTRATOR III	P2271	19	1	0	0.0%	0	0.0%	1	0
HYDROLOGIST III	P8328	20	1	0	0.0%	0	0.0%	0	1
INFORMATION OFFICER III	P3615	20	1	0	0.0%	0	0.0%	0	1
INTERNAL AUDITOR III	P1292	21	2	1	50.0%	0	0.0%	0	1
INTERNAL AUDITOR IV	P1293	23	1	0	0.0%	0	0.0%	1	0
INVESTIGATOR III	P7768	18	1	0	0.0%	0	0.0%	1	0
INVESTIGATOR IV	P7769	20	1	0	0.0%	0	0.0%	0	1
LABORATORY QUALITY SYSTEMS MGR	K0088	20	1	0	0.0%	0	0.0%	1	0
LABORATORY TECHNICIAN	P5630	13	1	0	0.0%	0	0.0%	0	1
MAINT SPEC BFC (F/LJ/J)	P9323	50	1	0	0.0%	1	100.0%	0	0
MAINT SPEC BFC (F/LJ/J)	P9323	51	4	0	0.0%	2	50.0%	1	1
MICRO/NETWORK SPEC I	P1633	18	1	0	0.0%	0	0.0%	1	0
MICRO/NETWORK SPEC II	P1634	20	3	0	0.0%	0	0.0%	2	1
MICRO/NETWORK TECH II	P1632	16	2	0	0.0%	1	50.0%	0	1
MICROBIOLOGIST I	P5610	14	5	0	0.0%	0	0.0%	1	4
MICROBIOLOGIST II	P5611	16	2	0	0.0%	0	0.0%	1	1
MICROBIOLOGIST III	P5612	18	2	1	50.0%	0	0.0%	0	1
OFFICE ASSISTANT I	P1134	8	7	0	0.0%	0	0.0%	2	5
OFFICE ASSISTANT II	P1135	10	11	1	9.1%	2	18.2%	2	6
OFFICE ASSISTANT III	K0077	11	7	0	0.0%	2	28.6%	1	4
PLANNER III	P2293	19	1	0	0.0%	1	100.0%	0	0
PROCUREMENT SPEC I	P1331	14	1	0	0.0%	0	0.0%	0	1
PROCUREMENT SPEC II	P1332	16	3	1	33.3%	1	33.3%	0	1
PROCUREMENT SPEC III	P1333	18	1	0	0.0%	0	0.0%	1	0
PROCUREMENT SPEC V	P1335	21	1	1	100.0%	0	0.0%	0	0
PROGRAM COORDINATOR I	K0071	18	3	0	0.0%	0	0.0%	1	2

Employees in the licensed engineers bargaining unit, some employees on approved leave without pay on June 30, 2012, and other records being audited by Retirement & Benefits at the time of this report are not included in these calculations.

Calculations are based on retirement dates projected by Division of Retirement & Benefits.

Executive Branch Employees: Classified (Permanent, Probationary, and Provisional), Partially Exempt, and Exempt

RETIREMENT PROJECTIONS BY DEPARTMENT & JOB CLASS

Department of Environmental Conservation									
				Eligible to Retire					
Job Class	Job Class Code	Range	Employee Count	Less than 1 Year	% Less than 1 Year	Between 1 and 5 years	% Between 1 and 5 years	More than 5 years	No Retirement Date Available
PROGRAM COORDINATOR II	K0072	20	1	1	100.0%	0	0.0%	0	0
PUBLICATIONS SPEC III	P3608	19	1	0	0.0%	1	100.0%	0	0
REGULATIONS SPEC I	P2340	13	1	1	100.0%	0	0.0%	0	0
REGULATIONS SPEC II	P2341	16	1	1	100.0%	0	0.0%	0	0
RESEARCH ANALYST II	P1793	16	1	0	0.0%	0	0.0%	0	1
RESEARCH ANALYST III	P1794	18	1	1	100.0%	0	0.0%	0	0
SECRETARY	P1151	11	3	1	33.3%	0	0.0%	2	0
SPEC ASST TO THE COMM II	P1918	23	1	0	0.0%	0	0.0%	1	0
STATE VETERINARIAN	P6464	24	1	0	0.0%	1	100.0%	0	0
SUPPLY TECHNICIAN I	P1310	10	1	0	0.0%	0	0.0%	0	1
TECH ENG / ARCHITECT II	P8921	25	4	0	0.0%	0	0.0%	3	1
VILLAGE SAFE WATER ENG ASST	P8660	17	1	0	0.0%	0	0.0%	0	1
VSW ENGINEER I	P8662	22	3	1	33.3%	0	0.0%	1	1
VSW ENGINEER II	P8663	23	4	1	25.0%	1	25.0%	1	1
VSW ENGINEER III	P8664	24	1	1	100.0%	0	0.0%	0	0
VSW ENGINEERING ASSOC	P8661	21	1	0	0.0%	0	0.0%	0	1
VSW ENGINEERING ASSOC	P8661	21	1	0	0.0%	0	0.0%	0	1

Employees in the licensed engineers bargaining unit, some employees on approved leave without pay on June 30, 2012, and other records being audited by Retirement & Benefits at the time of this report are not included in these calculations.

Calculations are based on retirement dates projected by Division of Retirement & Benefits.



RETIREMENT PROJECTIONS BY DEPARTMENT & JOB CLASS

Department of Fish and Game									
Job Class	Job Class Code	Range	Employee Count	Eligible to Retire					No Retirement Date Available
				Less than 1 Year	% Less than 1 Year	Between 1 and 5 years	% Between 1 and 5 years	More than 5 years	
ACCOUNTANT III	P1206	18	1	0	0.0%	0	0.0%	1	0
ACCOUNTANT IV	P1207	20	2	0	0.0%	1	50.0%	1	0
ACCOUNTANT V	P1208	22	1	1	100.0%	0	0.0%	0	0
ACCOUNTING CLERK	P1203	10	16	1	6.3%	0	0.0%	4	11
ACCOUNTING TECH I	P1210	12	12	2	16.7%	0	0.0%	5	5
ACCOUNTING TECH II	P1211	14	10	1	10.0%	2	20.0%	4	3
ACCOUNTING TECH III	P1212	16	5	0	0.0%	0	0.0%	4	1
ADMIN ASST III	K0053	15	8	1	12.5%	0	0.0%	3	4
ADMIN OPERATIONS MGR I	K0021	22	2	0	0.0%	1	50.0%	1	0
ADMIN OPERATIONS MGR II	K0022	23	1	1	100.0%	0	0.0%	0	0
ADMINISTRATIVE ASSISTANT I	K0017	12	5	0	0.0%	0	0.0%	2	3
ADMINISTRATIVE ASSISTANT II	K0018	14	18	3	16.7%	1	5.6%	9	5
ADMINISTRATIVE CLERK IV	X0137	12	1	0	0.0%	0	0.0%	1	0
ADMINISTRATIVE MANAGER	X1266	19	1	0	0.0%	0	0.0%	1	0
ADMINISTRATIVE OFFICER I	K0019	17	16	1	6.3%	3	18.8%	9	3
ADMINISTRATIVE OFFICER II	K0020	19	5	0	0.0%	1	20.0%	4	0
AIRCRAFT PILOT I	P9631	16	1	1	100.0%	0	0.0%	0	0
AIRCRAFT PILOT II	P9632	19	1	0	0.0%	0	0.0%	1	0
ANALYST/PROGRAMMER II	P1622	16	1	0	0.0%	0	0.0%	1	0
ANALYST/PROGRAMMER III	P1623	18	6	0	0.0%	0	0.0%	3	3
ANALYST/PROGRAMMER IV	P1624	20	18	1	5.6%	1	5.6%	12	4
ANALYST/PROGRAMMER IV	X1283	20	2	0	0.0%	0	0.0%	2	0
ANALYST/PROGRAMMER V	P1625	22	5	0	0.0%	1	20.0%	3	1
ANALYST/PROGRAMMER V	X1284	22	1	1	100.0%	0	0.0%	0	0
ASSOCIATE COORDINATOR	X1372	18	1	1	100.0%	0	0.0%	0	0
ASST DIR DEPT FISH & GAME	P6170	22	6	1	16.7%	0	0.0%	5	0
BIOMETRICIAN II	P6136	19	6	0	0.0%	0	0.0%	1	5

Employees in the licensed engineers bargaining unit, some employees on approved leave without pay on June 30, 2012, and other records being audited by Retirement & Benefits at the time of this report are not included in these calculations.

Calculations are based on retirement dates projected by Division of Retirement & Benefits.

RETIREMENT PROJECTIONS BY DEPARTMENT & JOB CLASS

Department of Fish and Game									
Job Class	Job Class Code	Range	Employee Count	Eligible to Retire					No Retirement Date Available
				Less than 1 Year	% Less than 1 Year	Between 1 and 5 years	% Between 1 and 5 years	More than 5 years	
BIOMETRICIAN III	P6137	20	18	5	27.8%	1	5.6%	12	0
BIOMETRICIAN IV	P6138	21	2	2	100.0%	0	0.0%	0	0
BOAT OFFICER I	P9655	13	3	0	0.0%	0	0.0%	1	2
BOAT OFFICER II	P9656	15	3	0	0.0%	1	33.3%	0	2
BOAT OFFICER III	P9657	17	5	0	0.0%	0	0.0%	4	1
BOAT OFFICER IV	P9658	19	3	0	0.0%	0	0.0%	3	0
COMM FISH - PERMITTING CK III	X0112	12	1	0	0.0%	0	0.0%	0	1
COMM FISH PERMIT CLERK IV	X0523	14	2	0	0.0%	0	0.0%	2	0
COMM FISH PERMIT CLERK V	X0522	16	1	0	0.0%	0	0.0%	0	1
COMM FISH PERMIT CLERK VI	X0521	17	1	0	0.0%	0	0.0%	1	0
COMMISSIONER	X0003	0	1	0	0.0%	0	0.0%	0	1
COMMISSIONER, CFEC	X0005	27	3	2	66.7%	0	0.0%	1	0
DATA PROCESSING MGR I	P1641	22	1	0	0.0%	0	0.0%	1	0
DATA PROCESSING MGR II	P1642	23	2	0	0.0%	0	0.0%	2	0
DATA PROCESSING MGR III	P1643	24	1	0	0.0%	0	0.0%	1	0
DATA PROCESSING TECH I	P1611	13	1	0	0.0%	0	0.0%	1	0
DATA SYSTEMS TECHNICIAN	X1173	14	1	0	0.0%	0	0.0%	0	1
DEP COMMISSIONER	P1951	28	2	1	50.0%	0	0.0%	0	1
DIVISION DIRECTOR	P1901	27	5	0	0.0%	2	40.0%	2	1
DIVISION OPERATIONS MANAGER	K0051	24	5	2	40.0%	1	20.0%	2	0
ECONOMIST	X0839	20	1	0	0.0%	0	0.0%	1	0
ECONOMIST III	P2208	20	1	0	0.0%	0	0.0%	0	1
EDUCATION ASSOC II	P3158	15	4	0	0.0%	0	0.0%	3	1
EDUCATION ASSOC III	P3159	17	7	0	0.0%	0	0.0%	5	2
EDUCATION SPECIALIST I	P3160	19	1	0	0.0%	0	0.0%	1	0
ENGINEER II, DEC	P8658	23	1	0	0.0%	0	0.0%	1	0
EXEC DIR I, BRDS FISH & GAME	P6153	21	1	0	0.0%	0	0.0%	1	0

Employees in the licensed engineers bargaining unit, some employees on approved leave without pay on June 30, 2012, and other records being audited by Retirement & Benefits at the time of this report are not included in these calculations.

Calculations are based on retirement dates projected by Division of Retirement & Benefits.

RETIREMENT PROJECTIONS BY DEPARTMENT & JOB CLASS

Department of Fish and Game									
Job Class	Job Class Code	Range	Employee Count	Eligible to Retire					No Retirement Date Available
				Less than 1 Year	% Less than 1 Year	Between 1 and 5 years	% Between 1 and 5 years	More than 5 years	
EXEC DIR II, BRDS FISH & GAME	P6154	23	1	0	0.0%	0	0.0%	1	0
EXEC DIR TRUSTEE COUNCIL	X0142	28	1	0	0.0%	0	0.0%	1	0
EXEC SECRETARY II	P1154	14	1	1	100.0%	0	0.0%	0	0
EXECUTIVE SECRETARY III	X0808	16	1	1	100.0%	0	0.0%	0	0
F&G REGIONAL REG PGM ASST	P6150	14	2	0	0.0%	0	0.0%	1	1
F&G REGIONAL SPVR	P6164	22	16	5	31.3%	4	25.0%	7	0
F&W TECHNICIAN I	P6112	7	1	0	0.0%	0	0.0%	1	0
F&W TECHNICIAN II	P6113	9	241	2	0.8%	9	3.7%	37	193
F&W TECHNICIAN III	P6114	11	152	20	13.2%	20	13.2%	60	52
F&W TECHNICIAN IV	P6115	13	36	7	19.4%	5	13.9%	14	10
F&W TECHNICIAN V	P6116	14	12	4	33.3%	2	16.7%	4	2
FACILITIES MANAGER I	P2252	20	1	0	0.0%	0	0.0%	0	1
FEDERAL FISHERIES COORDINATOR	X1772	24	1	0	0.0%	0	0.0%	1	0
FISH & GAME PROGRAM TECH	P6100	12	34	10	29.4%	4	11.8%	15	5
FISH CULTURIST I	P6125	14	7	3	42.9%	0	0.0%	1	3
FISH CULTURIST II	P6126	16	6	1	16.7%	1	16.7%	4	0
FISH CULTURIST III	P6127	18	2	0	0.0%	0	0.0%	1	1
FISH PATHOLOGIST II	P6121	18	1	0	0.0%	0	0.0%	0	1
FISHERIES ANALYST	X1333	20	1	1	100.0%	0	0.0%	0	0
FISHERIES GENETICIST I	P6183	17	2	0	0.0%	0	0.0%	1	1
FISHERIES GENETICIST II	P6184	19	2	0	0.0%	0	0.0%	2	0
FISHERIES GENETICIST III	P6185	21	1	0	0.0%	0	0.0%	1	0
FISHERIES SCIENTIST I	P6156	22	7	2	28.6%	1	14.3%	3	1
FISHERIES SCIENTIST II	P6157	24	3	1	33.3%	2	66.7%	0	0
FISHERY BIOLOGIST I	P6160	14	76	6	7.9%	3	3.9%	39	28
FISHERY BIOLOGIST II	P6161	16	103	8	7.8%	4	3.9%	64	27
FISHERY BIOLOGIST III	P6162	18	97	18	18.6%	9	9.3%	63	7

Employees in the licensed engineers bargaining unit, some employees on approved leave without pay on June 30, 2012, and other records being audited by Retirement & Benefits at the time of this report are not included in these calculations.

Calculations are based on retirement dates projected by Division of Retirement & Benefits.

RETIREMENT PROJECTIONS BY DEPARTMENT & JOB CLASS

Department of Fish and Game									
Job Class	Job Class Code	Range	Employee Count	Eligible to Retire					No Retirement Date Available
				Less than 1 Year	% Less than 1 Year	Between 1 and 5 years	% Between 1 and 5 years	More than 5 years	
FISHERY BIOLOGIST IV	P6163	20	31	11	35.5%	3	9.7%	15	2
GIS ANALYST II	K0103	17	5	2	40.0%	1	20.0%	2	0
GIS ANALYST III	K0104	19	3	0	0.0%	1	33.3%	2	0
GRANTS ADMINISTRATOR II	P2270	17	1	1	100.0%	0	0.0%	0	0
GRANTS ADMINISTRATOR III	P2271	19	1	0	0.0%	0	0.0%	1	0
HABITAT BIOLOGIST I	P6165	14	5	0	0.0%	0	0.0%	2	3
HABITAT BIOLOGIST II	P6166	16	13	0	0.0%	0	0.0%	8	5
HABITAT BIOLOGIST III	P6167	18	18	0	0.0%	3	16.7%	11	4
HABITAT BIOLOGIST IV	P6168	20	9	3	33.3%	1	11.1%	4	1
INFORMATION OFFICER I	P3613	14	2	0	0.0%	0	0.0%	0	2
INFORMATION OFFICER II	P3614	17	4	0	0.0%	1	25.0%	3	0
INFORMATION OFFICER III	P3615	20	1	1	100.0%	0	0.0%	0	0
INTERNET SPECIALIST I	K0003	16	2	0	0.0%	0	0.0%	2	0
INTERNET SPECIALIST II	K0004	19	1	1	100.0%	0	0.0%	0	0
IT DATA PROCESSING SVCS LEADER	X1104	23	1	0	0.0%	0	0.0%	1	0
LABORATORY TECHNICIAN	P5630	13	1	0	0.0%	0	0.0%	0	1
LAW SPECIALIST III	X1616	22	1	1	100.0%	0	0.0%	0	0
LIBRARIAN III	P3575	20	1	1	100.0%	0	0.0%	0	0
LIBRARIAN III	X1162	19	1	1	100.0%	0	0.0%	0	0
LICENSING PROJECT LEADER	X1102	22	1	0	0.0%	0	0.0%	1	0
MAINT GEN (F/L/J/SJ)	P9311	54	1	0	0.0%	0	0.0%	1	0
MAINT GEN (F/L/J/SJ)	P9311	56	1	0	0.0%	0	0.0%	0	1
MAINT SPEC BFC (F/LJ/J)	P9323	51	3	2	66.7%	0	0.0%	0	1
MAINT SPEC BFC (F/LJ/J)	P9323	53	5	1	20.0%	1	20.0%	1	2
MANAGING PARALEGAL	X1010	18	1	1	100.0%	0	0.0%	0	0
MICRO/NETWORK SPEC I	P1633	18	3	0	0.0%	0	0.0%	1	2
MICRO/NETWORK SPEC II	P1634	20	2	0	0.0%	1	50.0%	1	0

Employees in the licensed engineers bargaining unit, some employees on approved leave without pay on June 30, 2012, and other records being audited by Retirement & Benefits at the time of this report are not included in these calculations.

Calculations are based on retirement dates projected by Division of Retirement & Benefits.

RETIREMENT PROJECTIONS BY DEPARTMENT & JOB CLASS

Department of Fish and Game									
Job Class	Job Class Code	Range	Employee Count	Eligible to Retire					No Retirement Date Available
				Less than 1 Year	% Less than 1 Year	Between 1 and 5 years	% Between 1 and 5 years	More than 5 years	
MICRO/NETWORK TECH II	P1632	16	5	0	0.0%	1	20.0%	3	1
MICROBIOLOGIST I	P5610	14	1	0	0.0%	0	0.0%	0	1
MICROBIOLOGIST II	P5611	16	1	0	0.0%	1	100.0%	0	0
NATURAL RESOURCE MGR II	P6655	20	1	0	0.0%	0	0.0%	0	1
NATURAL RESOURCE MGR III	P6656	22	1	1	100.0%	0	0.0%	0	0
NATURAL RESOURCE SPEC I	P6641	14	1	0	0.0%	0	0.0%	1	0
NATURAL RESOURCE SPEC III	P6643	18	1	0	0.0%	0	0.0%	1	0
NETWORK SPECIALIST II	X1199	19	1	0	0.0%	0	0.0%	1	0
OFFICE ASSISTANT I	P1134	8	15	4	26.7%	1	6.7%	4	6
OFFICE ASSISTANT II	P1135	10	21	1	4.8%	3	14.3%	6	11
OFFICE ASSISTANT III	K0077	11	2	0	0.0%	0	0.0%	0	2
OFFICE ASSISTANT IV	P1136	12	2	0	0.0%	1	50.0%	1	0
OPERATIONS MANAGER	X1227	22	1	1	100.0%	0	0.0%	0	0
PLANNER I	P2291	15	1	1	100.0%	0	0.0%	0	0
PROCUREMENT SPEC I	P1331	14	3	1	33.3%	1	33.3%	1	0
PROCUREMENT SPEC II	P1332	16	1	1	100.0%	0	0.0%	0	0
PROCUREMENT SPEC III	P1333	18	2	1	50.0%	0	0.0%	1	0
PROCUREMENT SPEC V	P1335	21	1	1	100.0%	0	0.0%	0	0
PROG COORDINATOR	P4678	20	1	0	0.0%	0	0.0%	1	0
PROGRAM COORDINATOR I	K0071	18	4	0	0.0%	1	25.0%	3	0
PROGRAM COORDINATOR II	K0072	20	11	3	27.3%	3	27.3%	4	1
PROJECT ASSISTANT	K0070	16	4	1	25.0%	1	25.0%	2	0
PUBLICATIONS SPEC II	P3607	16	8	2	25.0%	0	0.0%	1	5
PUBLICATIONS SPEC III	P3608	19	1	0	0.0%	0	0.0%	1	0
PUBLICATIONS TECH II	P3605	13	5	0	0.0%	1	20.0%	1	3
RECEPTIONIST	X0810	10	1	0	0.0%	0	0.0%	0	1
RESEARCH ANALYST I	P1792	13	2	0	0.0%	0	0.0%	0	2

Employees in the licensed engineers bargaining unit, some employees on approved leave without pay on June 30, 2012, and other records being audited by Retirement & Benefits at the time of this report are not included in these calculations.

Calculations are based on retirement dates projected by Division of Retirement & Benefits.

RETIREMENT PROJECTIONS BY DEPARTMENT & JOB CLASS

Department of Fish and Game									
Job Class	Job Class Code	Range	Employee Count	Eligible to Retire					No Retirement Date Available
				Less than 1 Year	% Less than 1 Year	Between 1 and 5 years	% Between 1 and 5 years	More than 5 years	
RESEARCH ANALYST II	P1793	16	6	1	16.7%	0	0.0%	5	0
RESEARCH ANALYST II	X0120	16	1	0	0.0%	0	0.0%	0	1
RESEARCH ANALYST III	P1794	18	5	2	40.0%	0	0.0%	2	1
RESEARCH ANALYST IV	P1795	21	2	0	0.0%	0	0.0%	1	1
RESEARCH&PLANNING PROJ. LEADER	X1105	23	1	1	100.0%	0	0.0%	0	0
SECRETARY	P1151	11	1	1	100.0%	0	0.0%	0	0
SPEC ASST TO THE COMM II	P1918	23	2	1	50.0%	0	0.0%	1	0
SPECIAL PROJECTS ASSISTANT	X1688	16	1	0	0.0%	0	0.0%	0	1
STATISTICAL TECHNICIAN I	P1706	12	1	0	0.0%	0	0.0%	0	1
STATISTICAL TECHNICIAN II	P1707	14	3	0	0.0%	0	0.0%	1	2
SUBSIST RESOURCE SPEC I	P6193	14	4	0	0.0%	0	0.0%	0	4
SUBSIST RESOURCE SPEC II	P6194	16	7	0	0.0%	1	14.3%	2	4
SUBSIST RESOURCE SPEC III	P6197	18	6	1	16.7%	0	0.0%	2	3
SUBSISTENCE PROGRAM MANAGER	P6198	22	3	1	33.3%	0	0.0%	2	0
SUPPLY TECHNICIAN II	P1311	12	1	0	0.0%	1	100.0%	0	0
TRANSFER OFFICER	X0123	16	1	0	0.0%	0	0.0%	1	0
VESSEL TECHNICIAN II	P9665	16	2	0	0.0%	0	0.0%	0	2
WILDLIFE BIOLOGIST I	P6141	14	9	0	0.0%	0	0.0%	3	6
WILDLIFE BIOLOGIST II	P6142	16	20	1	5.0%	2	10.0%	12	5
WILDLIFE BIOLOGIST III	P6143	18	54	9	16.7%	6	11.1%	31	8
WILDLIFE BIOLOGIST IV	P6144	20	12	6	50.0%	3	25.0%	3	0
WILDLIFE PHYSIOLOGIST I	P6172	17	1	0	0.0%	0	0.0%	1	0
WILDLIFE PHYSIOLOGIST II	P6173	19	2	0	0.0%	1	50.0%	1	0
WILDLIFE PHYSIOLOGIST III	P6174	21	1	0	0.0%	0	0.0%	1	0
WILDLIFE SCIENTIST I	P6145	22	1	0	0.0%	0	0.0%	1	0
WILDLIFE SCIENTIST II	P6146	24	1	0	0.0%	1	100.0%	0	0
WILDLIFE VETERINARIAN	P6149	22	1	0	0.0%	0	0.0%	1	0

Employees in the licensed engineers bargaining unit, some employees on approved leave without pay on June 30, 2012, and other records being audited by Retirement & Benefits at the time of this report are not included in these calculations.

Calculations are based on retirement dates projected by Division of Retirement & Benefits.

RETIREMENT PROJECTIONS BY DEPARTMENT & JOB CLASS

Department of Health and Social Services									
				Eligible to Retire					
Job Class	Job Class Code	Range	Employee Count	Less than 1 Year	% Less than 1 Year	Between 1 and 5 years	% Between 1 and 5 years	More than 5 years	No Retirement Date Available
A.P.O. II, ASAP	P4349	16	13	4	30.8%	0	0.0%	5	4
ACCOUNTANT II	P1205	16	1	1	100.0%	0	0.0%	0	0
ACCOUNTANT III	P1206	18	12	2	16.7%	1	8.3%	9	0
ACCOUNTANT IV	P1207	20	6	1	16.7%	0	0.0%	3	2
ACCOUNTANT V	P1208	22	3	0	0.0%	1	33.3%	1	1
ACCOUNTING CLERK	P1203	10	22	2	9.1%	1	4.5%	10	9
ACCOUNTING TECH I	P1210	12	18	3	16.7%	1	5.6%	6	8
ACCOUNTING TECH II	P1211	14	12	0	0.0%	2	16.7%	5	5
ACCOUNTING TECH III	P1212	16	12	0	0.0%	1	8.3%	9	2
ACCOUNTING TECHNICIAN IV	P1235	18	1	0	0.0%	0	0.0%	0	1
ADMIN ASST III	K0053	15	5	0	0.0%	0	0.0%	4	1
ADMIN OPERATIONS MGR II	K0022	23	9	3	33.3%	3	33.3%	1	2
ADMINISTRATIVE ASSISTANT I	K0017	12	12	0	0.0%	2	16.7%	7	3
ADMINISTRATIVE ASSISTANT II	K0018	14	55	9	16.4%	6	10.9%	19	21
ADMINISTRATIVE OFFICER I	K0019	17	14	1	7.1%	4	28.6%	8	1
ADMINISTRATIVE OFFICER II	K0020	19	12	1	8.3%	3	25.0%	7	1
ANALYST/PROGRAMMER II	P1622	16	2	0	0.0%	0	0.0%	0	2
ANALYST/PROGRAMMER III	P1623	18	5	0	0.0%	2	40.0%	1	2
ANALYST/PROGRAMMER IV	P1624	20	22	4	18.2%	4	18.2%	8	6
ANALYST/PROGRAMMER V	P1625	22	6	1	16.7%	1	16.7%	4	0
ASSISTED LIVING AIDE	P5181	9	20	4	20.0%	2	10.0%	11	3
ASSISTED LIVING CARE COORD	P5481	17	2	0	0.0%	2	100.0%	0	0
ASSOCIATE COORDINATOR	X1372	18	1	0	0.0%	1	100.0%	0	0
ASST ADM ANCH PIONEER HOME	P1982	21	1	0	0.0%	0	0.0%	1	0
ASST CHIEF PUB HEALTH NURSING	P5148	26	1	0	0.0%	0	0.0%	0	1
ASST COMMISSIONER	P1980	27	1	1	100.0%	0	0.0%	0	0
ASST NURSE DIRECTOR	P5114	23	1	0	0.0%	1	100.0%	0	0

Employees in the licensed engineers bargaining unit, some employees on approved leave without pay on June 30, 2012, and other records being audited by Retirement & Benefits at the time of this report are not included in these calculations.

Calculations are based on retirement dates projected by Division of Retirement & Benefits.

RETIREMENT PROJECTIONS BY DEPARTMENT & JOB CLASS

Department of Health and Social Services									
				Eligible to Retire					
Job Class	Job Class Code	Range	Employee Count	Less than 1 Year	% Less than 1 Year	Between 1 and 5 years	% Between 1 and 5 years	More than 5 years	No Retirement Date Available
AUTOPSY TECHNICIAN	P5650	14	4	1	25.0%	0	0.0%	0	3
BUDGET ANALYST II	P1462	16	1	0	0.0%	0	0.0%	0	1
BUDGET ANALYST III	P1463	19	4	1	25.0%	0	0.0%	1	2
BUDGET ANALYST IV	P1464	21	3	1	33.3%	0	0.0%	1	1
BUDGET MANAGER	P1465	22	1	0	0.0%	0	0.0%	0	1
BUILDING MAINT SUPT	P8460	20	1	0	0.0%	0	0.0%	1	0
BUILDING MGMT SPECIALIST	P8458	19	3	0	0.0%	1	33.3%	2	0
BUSINESS ANALYST	X1615	22	1	0	0.0%	0	0.0%	1	0
BUSINESS MANAGER	X1586	23	1	0	0.0%	0	0.0%	1	0
CERTIFICATION/LICENSING ADMSTR	P5925	23	1	0	0.0%	1	100.0%	0	0
CERTIFICATION/LICENSING CONSLT	P5921	21	1	1	100.0%	0	0.0%	0	0
CERTIFIED NURSE AIDE I	P5182	10	252	21	8.3%	21	8.3%	81	129
CERTIFIED NURSE AIDE II	P5183	11	10	2	20.0%	2	20.0%	4	2
CHEMIST IV	P8334	20	2	0	0.0%	0	0.0%	1	1
CHEMIST V	P8335	22	1	0	0.0%	0	0.0%	1	0
CHF HEALTH RES & VITAL STAT	P1797	22	1	1	100.0%	0	0.0%	0	0
CHF PUB ASST FLD OP	P4124	22	1	1	100.0%	0	0.0%	0	0
CHIEF MEDICAL OFFICER/DIRECTOR	X1707	30	1	0	0.0%	0	0.0%	0	1
CHIEF PUBLIC HEALTH LAB	P5648	23	1	0	0.0%	1	100.0%	0	0
CHIEF, PUBLIC HEALTH NURSING	P5146	27	1	0	0.0%	1	100.0%	0	0
CHILDRENS SER SPECIALIST IV	K0090	19	21	2	9.5%	2	9.5%	10	7
CHILDRENS SER SPECIALIST V	K0091	21	8	0	0.0%	0	0.0%	4	4
CHILDREN'S SERVICES MANAGER	P4130	21	5	0	0.0%	0	0.0%	2	3
CHILDREN'S SERVICES SPEC I	P4156	15	59	2	3.4%	0	0.0%	7	50
CHILDREN'S SERVICES SPEC II	P4157	16	104	6	5.8%	6	5.8%	30	62
CHILDREN'S SERVICES SPEC III	P4158	17	5	0	0.0%	0	0.0%	3	2
COMMISSIONER	X0003	0	1	0	0.0%	0	0.0%	0	1

Employees in the licensed engineers bargaining unit, some employees on approved leave without pay on June 30, 2012, and other records being audited by Retirement & Benefits at the time of this report are not included in these calculations.

Calculations are based on retirement dates projected by Division of Retirement & Benefits.

Executive Branch Employees: Classified (Permanent, Probationary, and Provisional), Partially Exempt, and Exempt

RETIREMENT PROJECTIONS BY DEPARTMENT & JOB CLASS

Department of Health and Social Services									
				Eligible to Retire					
Job Class	Job Class Code	Range	Employee Count	Less than 1 Year	% Less than 1 Year	Between 1 and 5 years	% Between 1 and 5 years	More than 5 years	No Retirement Date Available
COMMUNITY CARE LIC SPC II	P4276	18	10	2	20.0%	0	0.0%	5	3
COMMUNITY CARE LIC SPEC I	P4275	16	41	3	7.3%	3	7.3%	20	15
COMMUNITY CARE LIC SPEC III	P4277	20	3	1	33.3%	0	0.0%	1	1
COMMUNITY MH SVC PROG ADM	P5369	23	1	1	100.0%	0	0.0%	0	0
CORRESPONDENCE SEC III	P1184	12	2	0	0.0%	1	50.0%	0	1
CRIMINAL JUSTICE TECHNICIAN I	P7011	12	8	1	12.5%	1	12.5%	1	5
CRIMINAL JUSTICE TECHNICIAN II	P7012	14	2	0	0.0%	0	0.0%	1	1
DATA PROCESSING MANAGER IV	P1644	25	1	0	0.0%	0	0.0%	1	0
DATA PROCESSING MGR I	P1641	22	3	1	33.3%	0	0.0%	2	0
DATA PROCESSING MGR II	P1642	23	3	0	0.0%	0	0.0%	3	0
DATA PROCESSING MGR III	P1643	24	6	0	0.0%	1	16.7%	5	0
DATA PROCESSING TECH I	P1611	13	3	0	0.0%	1	33.3%	2	0
DATABASE SPECIALIST III	P1828	22	1	0	0.0%	0	0.0%	0	1
DEP COMMISSIONER	P1951	28	2	0	0.0%	0	0.0%	0	2
DEPT COMMUNICATIONS MANAGER	K0078	22	1	0	0.0%	0	0.0%	1	0
DEPUTY DIRECTOR	K0054	25	2	0	0.0%	0	0.0%	2	0
DEPUTY DIRECTOR	X0826	24	1	0	0.0%	0	0.0%	1	0
DEPUTY PROJECT DIRECTOR	X1621	24	1	0	0.0%	0	0.0%	0	1
DIRECTOR OF API	X0452	25	1	1	100.0%	0	0.0%	0	0
DISABILITY ADJUDICATOR I	P4240	18	1	0	0.0%	0	0.0%	1	0
DIVISION DIRECTOR	P1901	27	7	2	28.6%	2	28.6%	3	0
DIVISION OPERATIONS MANAGER	K0051	24	7	1	14.3%	1	14.3%	5	0
EDUCATION SPECIALIST I	P3160	19	1	0	0.0%	0	0.0%	0	1
ELIG QUAL CNTRL TECH I	P4121	16	12	0	0.0%	1	8.3%	10	1
ELIG QUAL CNTRL TECH II	P4122	18	2	0	0.0%	1	50.0%	1	0
ELIG TECHNICIAN I	P4171	13	15	4	26.7%	2	13.3%	6	3
ELIG TECHNICIAN II	P4172	14	206	21	10.2%	20	9.7%	67	98
Employees in the licensed engineers bargaining unit, some employees on approved leave without pay on June 30, 2012, and other records being audited by Retirement & Benefits at the time of this report are not included in these calculations.									
Calculations are based on retirement dates projected by Division of Retirement & Benefits.									

Executive Branch Employees: Classified (Permanent, Probationary, and Provisional), Partially Exempt, and Exempt

RETIREMENT PROJECTIONS BY DEPARTMENT & JOB CLASS

Department of Health and Social Services									
				Eligible to Retire					
Job Class	Job Class Code	Range	Employee Count	Less than 1 Year	% Less than 1 Year	Between 1 and 5 years	% Between 1 and 5 years	More than 5 years	No Retirement Date Available
ELIG TECHNICIAN III	P4173	16	36	5	13.9%	6	16.7%	20	5
ELIG TECHNICIAN IV	P4174	17	16	1	6.3%	2	12.5%	12	1
ELIGIBILITY OFFICE MANAGER I	K0086	18	7	5	71.4%	0	0.0%	2	0
ELIGIBILITY OFFICE MANAGER II	K0087	19	5	0	0.0%	2	40.0%	3	0
EMERGENCY PROGRAM MANAGER II	P1942	22	1	0	0.0%	0	0.0%	0	1
ENVIRO SERVICES (F/L/J)	P9171	57	4	0	0.0%	2	50.0%	2	0
ENVIRO SERVICES (F/L/J)	P9171	58	2	0	0.0%	1	50.0%	0	1
ENVIRO SERVICES (F/L/J)	P9171	60	26	6	23.1%	8	30.8%	6	6
ENVIRO SERVICES (F/L/J)	P9171	61	50	6	12.0%	7	14.0%	15	22
EPIDEMIOLOGIST	X1706	28	1	0	0.0%	0	0.0%	0	1
EPIDEMIOLOGIST/CHIEF	X1705	30	1	0	0.0%	0	0.0%	1	0
EX DIR GOV COUN DIS/SPEC ED	P5381	22	1	1	100.0%	0	0.0%	0	0
EXEC DIR AK COMM ON AGING	P1998	23	1	0	0.0%	1	100.0%	0	0
EXEC SECRETARY III	P1156	16	1	0	0.0%	1	100.0%	0	0
EXECUTIVE DIRECTOR	X0213	25	1	1	100.0%	0	0.0%	0	0
EXECUTIVE DIRECTOR	X1952	23	1	0	0.0%	1	100.0%	0	0
EXECUTIVE DIRECTOR,DHSS BOARDS	P1016	22	1	0	0.0%	0	0.0%	0	1
FACILITIES MANAGER I	P2252	20	2	0	0.0%	0	0.0%	2	0
FACILITIES MANAGER II	P2253	21	1	1	100.0%	0	0.0%	0	0
FOOD SERVICE (F/L/J/SJ)	P9101	53	1	0	0.0%	0	0.0%	0	1
FOOD SERVICE (F/L/J/SJ)	P9101	56	5	1	20.0%	0	0.0%	4	0
FOOD SERVICE (F/L/J/SJ)	P9101	57	23	3	13.0%	3	13.0%	12	5
FOOD SERVICE (F/L/J/SJ)	P9101	61	50	3	6.0%	2	4.0%	11	34
FOOD SERVICE SUPERVISOR	P9104	16	1	1	100.0%	0	0.0%	0	0
GRANTS ADMINISTRATION MGR	K0045	21	1	0	0.0%	1	100.0%	0	0
GRANTS ADMINISTRATOR I	P2269	14	1	0	0.0%	0	0.0%	1	0
GRANTS ADMINISTRATOR II	P2270	17	16	3	18.8%	3	18.8%	9	1

Employees in the licensed engineers bargaining unit, some employees on approved leave without pay on June 30, 2012, and other records being audited by Retirement & Benefits at the time of this report are not included in these calculations.

Calculations are based on retirement dates projected by Division of Retirement & Benefits.

Executive Branch Employees: Classified (Permanent, Probationary, and Provisional), Partially Exempt, and Exempt

RETIREMENT PROJECTIONS BY DEPARTMENT & JOB CLASS

Department of Health and Social Services									
				Eligible to Retire					
Job Class	Job Class Code	Range	Employee Count	Less than 1 Year	% Less than 1 Year	Between 1 and 5 years	% Between 1 and 5 years	More than 5 years	No Retirement Date Available
GRANTS ADMINISTRATOR III	P2271	19	5	1	20.0%	1	20.0%	3	0
GRANTS AND PROCUREMENT MGR	K0046	23	1	0	0.0%	1	100.0%	0	0
HEALTH FACILITIES SURVEY MGR	K0057	22	1	0	0.0%	0	0.0%	0	1
HEALTH PRACTITIONER I	P5212	24	9	3	33.3%	0	0.0%	2	4
HEALTH PRACTITIONER II	P5213	25	1	0	0.0%	0	0.0%	0	1
HEALTH PROGRAM ASSOCIATE	P5940	16	30	4	13.3%	4	13.3%	10	12
HEALTH PROGRAM MGR I	P5941	17	20	5	25.0%	0	0.0%	9	6
HEALTH PROGRAM MGR II	P5942	19	49	11	22.4%	5	10.2%	9	24
HEALTH PROGRAM MGR III	P5943	21	26	5	19.2%	5	19.2%	11	5
HEALTH PROGRAM MGR IV	P5944	23	9	4	44.4%	3	33.3%	1	1
HEARING EXAMINER I	P2380	24	3	1	33.3%	1	33.3%	0	1
HLTH & SOC SVCS PLNR I	P5980	17	1	0	0.0%	0	0.0%	1	0
HLTH & SOC SVCS PLNR II	P5981	19	6	0	0.0%	2	33.3%	2	2
HLTH & SOC SVCS PLNR III	P5982	21	2	0	0.0%	1	50.0%	0	1
HLTH FACIL SURV I	P5451	20	8	0	0.0%	1	12.5%	2	5
HLTH FACIL SURV II	P5452	21	2	2	100.0%	0	0.0%	0	0
HUMAN RESOURCE TECHNICIAN I	P1406	12	1	1	100.0%	0	0.0%	0	0
INDUSTRIAL THERAPIST	P5440	16	1	0	0.0%	0	0.0%	0	1
INFORMATION OFFICER II	P3614	17	3	1	33.3%	0	0.0%	0	2
INFORMATION OFFICER III	P3615	20	1	1	100.0%	0	0.0%	0	0
INFORMATION SYSTEM COORDINATOR	K0085	18	4	1	25.0%	0	0.0%	3	0
INTERNAL AUDITOR I	P1290	16	2	0	0.0%	0	0.0%	0	2
INTERNAL AUDITOR II	P1291	19	3	1	33.3%	0	0.0%	1	1
INTERNAL AUDITOR III	P1292	21	5	0	0.0%	0	0.0%	2	3
INTERNAL AUDITOR IV	P1293	23	4	0	0.0%	1	25.0%	2	1
INTERNAL AUDITOR V	P1294	25	1	0	0.0%	0	0.0%	1	0
INTERNET SPECIALIST II	K0004	19	1	0	0.0%	0	0.0%	0	1

Employees in the licensed engineers bargaining unit, some employees on approved leave without pay on June 30, 2012, and other records being audited by Retirement & Benefits at the time of this report are not included in these calculations.

Calculations are based on retirement dates projected by Division of Retirement & Benefits.

RETIREMENT PROJECTIONS BY DEPARTMENT & JOB CLASS

Department of Health and Social Services									
				Eligible to Retire					
Job Class	Job Class Code	Range	Employee Count	Less than 1 Year	% Less than 1 Year	Between 1 and 5 years	% Between 1 and 5 years	More than 5 years	No Retirement Date Available
INVESTIGATOR I	P7766	13	2	0	0.0%	0	0.0%	0	2
INVESTIGATOR II	P7767	16	15	1	6.7%	2	13.3%	8	4
INVESTIGATOR III	P7768	18	2	0	0.0%	0	0.0%	1	1
INVESTIGATOR IV	P7769	20	3	0	0.0%	0	0.0%	3	0
JUVENILE JUSTICE OFFICER I	P7611	11	10	0	0.0%	0	0.0%	2	8
JUVENILE JUSTICE OFFICER II	P7612	13	171	14	8.2%	7	4.1%	65	85
JUVENILE JUSTICE OFFICER III	P7613	15	49	0	0.0%	5	10.2%	34	10
JUVENILE JUSTICE SUPT I	P7631	20	9	3	33.3%	1	11.1%	4	1
JUVENILE JUSTICE SUPT II	P7632	21	2	0	0.0%	1	50.0%	1	0
JUVENILE JUSTICE SUPT III	P7633	22	1	1	100.0%	0	0.0%	0	0
JUVENILE JUSTICE UNIT SUPV	P7614	18	17	4	23.5%	0	0.0%	13	0
JUVENILE PROB OFFICER I	P4356	14	7	0	0.0%	0	0.0%	1	6
JUVENILE PROB OFFICER II	P4357	16	54	6	11.1%	4	7.4%	28	16
JUVENILE PROB OFFICER III	P4358	18	16	2	12.5%	4	25.0%	9	1
JUVENILE PROB OFFICER IV	P4359	20	4	0	0.0%	1	25.0%	3	0
LABORATORY TECHNICIAN	P5630	13	5	1	20.0%	1	20.0%	0	3
LAW OFFICE ASSISTANT I	P7502	11	1	0	0.0%	0	0.0%	0	1
LICENSED PRAC NURSE	P5116	17	29	6	20.7%	2	6.9%	8	13
MAIL SVCS COURIER	P1132	9	1	0	0.0%	0	0.0%	0	1
MAINT GEN (F/L/J/SJ)	P9311	52	6	2	33.3%	2	33.3%	2	0
MAINT GEN (F/L/J/SJ)	P9311	54	27	3	11.1%	5	18.5%	13	6
MAINT GEN (F/L/J/SJ)	P9311	56	2	1	50.0%	0	0.0%	1	0
MAINT GEN (F/L/J/SJ)	P9311	58	2	0	0.0%	1	50.0%	0	1
MAINT SPEC BFC (F/LJ/J)	P9323	51	3	2	66.7%	0	0.0%	0	1
MAINT SPEC BFC (F/LJ/J)	P9323	53	2	1	50.0%	0	0.0%	1	0
MAINT SPEC ETRONICS	P9324	51	1	0	0.0%	0	0.0%	1	0
MAINT SPEC ETRONICS	P9324	53	1	0	0.0%	0	0.0%	0	1

Employees in the licensed engineers bargaining unit, some employees on approved leave without pay on June 30, 2012, and other records being audited by Retirement & Benefits at the time of this report are not included in these calculations.

Calculations are based on retirement dates projected by Division of Retirement & Benefits.

RETIREMENT PROJECTIONS BY DEPARTMENT & JOB CLASS

Department of Health and Social Services									
				Eligible to Retire					
Job Class	Job Class Code	Range	Employee Count	Less than 1 Year	% Less than 1 Year	Between 1 and 5 years	% Between 1 and 5 years	More than 5 years	No Retirement Date Available
MAINT SPEC PLUMB	P9328	51	1	1	100.0%	0	0.0%	0	0
MEDICAL ASSIST ADMIN I	P4180	16	10	1	10.0%	1	10.0%	4	4
MEDICAL ASSIST ADMIN II	P4181	18	9	1	11.1%	1	11.1%	6	1
MEDICAL ASSIST ADMIN III	P4182	20	16	6	37.5%	4	25.0%	1	5
MEDICAL ASSIST ADMIN IV	P4183	21	11	2	18.2%	1	9.1%	5	3
MEDICAL DIRECTOR	X0677	30	1	0	0.0%	0	0.0%	1	0
MEDICAL EXAMINER/ASSISTANT	X1702	28	1	0	0.0%	0	0.0%	0	1
MEDICAL EXAMINER/DEPUTY	X1701	29	1	0	0.0%	0	0.0%	0	1
MEDICAL OFFICER	X0680	29	1	0	0.0%	0	0.0%	0	1
MEDICAL RECORD ADMIN	P5423	17	1	0	0.0%	0	0.0%	0	1
MEDICAL RECORDS ASST	P1140	10	6	2	33.3%	0	0.0%	2	2
MICRO/NETWORK SPEC I	P1633	18	9	0	0.0%	1	11.1%	5	3
MICRO/NETWORK SPEC II	P1634	20	10	1	10.0%	1	10.0%	6	2
MICRO/NETWORK TECH I	P1631	14	3	0	0.0%	1	33.3%	0	2
MICRO/NETWORK TECH II	P1632	16	14	1	7.1%	2	14.3%	4	7
MNTL HLTH CLINICIAN II	P5337	19	17	3	17.6%	1	5.9%	4	9
MNTL HLTH CLINICIAN III	P5338	21	21	9	42.9%	3	14.3%	3	6
MNTL HLTH CLINICIAN IV	P5339	23	4	1	25.0%	0	0.0%	2	1
NURSE CONSULTANT I	P5142	22	4	1	25.0%	2	50.0%	0	1
NURSE CONSULTANT II	P5143	24	19	10	52.6%	4	21.1%	3	2
NURSE I	P5110	18	5	0	0.0%	0	0.0%	1	4
NURSE II	P5111	19	50	8	16.0%	6	12.0%	13	23
NURSE II (PSYCH)	P5117	19	29	5	17.2%	2	6.9%	6	16
NURSE III	P5112	20	24	7	29.2%	4	16.7%	3	10
NURSE III (PSYCH)	P5118	20	11	1	9.1%	1	9.1%	3	6
NURSE IV	P5113	22	4	3	75.0%	0	0.0%	0	1
NURSE IV (PSYCH)	P5119	22	6	1	16.7%	0	0.0%	3	2
Employees in the licensed engineers bargaining unit, some employees on approved leave without pay on June 30, 2012, and other records being audited by Retirement & Benefits at the time of this report are not included in these calculations.									
Calculations are based on retirement dates projected by Division of Retirement & Benefits.									

Executive Branch Employees: Classified (Permanent, Probationary, and Provisional), Partially Exempt, and Exempt

RETIREMENT PROJECTIONS BY DEPARTMENT & JOB CLASS

Department of Health and Social Services									
Job Class	Job Class Code	Range	Employee Count	Eligible to Retire					No Retirement Date Available
				Less than 1 Year	% Less than 1 Year	Between 1 and 5 years	% Between 1 and 5 years	More than 5 years	
NURSING DIRECTOR	P5126	25	1	0	0.0%	0	0.0%	1	0
OCC THERAPIST I	P5442	14	1	0	0.0%	0	0.0%	1	0
OCC THERAPIST II	P5441	16	1	0	0.0%	0	0.0%	1	0
OFFICE ASSISTANT I	P1134	8	115	16	13.9%	7	6.1%	19	73
OFFICE ASSISTANT II	P1135	10	128	12	9.4%	16	12.5%	30	70
OFFICE ASSISTANT III	K0077	11	15	1	6.7%	1	6.7%	6	7
OFFICE ASSISTANT IV	P1136	12	15	3	20.0%	1	6.7%	4	7
PARALEGAL I	P7105	14	1	0	0.0%	0	0.0%	0	1
PARALEGAL II	P7106	16	1	0	0.0%	0	0.0%	1	0
PHARMACIST	X1698	24	1	0	0.0%	0	0.0%	0	1
PHARMACIST (ADV CERT)	X1699	27	3	0	0.0%	0	0.0%	2	1
PHARMACIST (LEAD W/ADV CERT)	X1700	29	2	1	50.0%	0	0.0%	0	1
PHARMACIST(LEAD W/NO ADV CERT)	X1490	27	2	0	0.0%	0	0.0%	2	0
PHARMACY TECHNICIAN	P5602	12	5	0	0.0%	0	0.0%	4	1
PHYSICAL THERAPIST	P5446	18	1	0	0.0%	0	0.0%	1	0
PIONEERS' HOME ADMIN I	P1985	23	4	0	0.0%	1	25.0%	3	0
PIONEERS' HOME ADMIN II	P1986	24	2	1	50.0%	0	0.0%	1	0
PLANNER IV	P2294	22	1	1	100.0%	0	0.0%	0	0
PROCUREMENT SPEC I	P1331	14	2	0	0.0%	0	0.0%	0	2
PROCUREMENT SPEC II	P1332	16	1	1	100.0%	0	0.0%	0	0
PROCUREMENT SPEC III	P1333	18	1	0	0.0%	0	0.0%	1	0
PROCUREMENT SPEC IV	P1334	20	1	1	100.0%	0	0.0%	0	0
PROCUREMENT SPEC V	P1335	21	1	0	0.0%	0	0.0%	1	0
PROGRAM COORDINATOR I	K0071	18	27	4	14.8%	2	7.4%	13	8
PROGRAM COORDINATOR II	K0072	20	12	5	41.7%	1	8.3%	4	2
PROJECT ANALYST	X0198	22	7	0	0.0%	1	14.3%	1	5
PROJECT ASSISTANT	K0070	16	21	3	14.3%	3	14.3%	7	8

Employees in the licensed engineers bargaining unit, some employees on approved leave without pay on June 30, 2012, and other records being audited by Retirement & Benefits at the time of this report are not included in these calculations.

Calculations are based on retirement dates projected by Division of Retirement & Benefits.

Executive Branch Employees: Classified (Permanent, Probationary, and Provisional), Partially Exempt, and Exempt

RETIREMENT PROJECTIONS BY DEPARTMENT & JOB CLASS

Department of Health and Social Services									
				Eligible to Retire					
Job Class	Job Class Code	Range	Employee Count	Less than 1 Year	% Less than 1 Year	Between 1 and 5 years	% Between 1 and 5 years	More than 5 years	No Retirement Date Available
PROJECT ASSISTANT	X0376	16	1	1	100.0%	0	0.0%	0	0
PROJECT COORDINATOR	X0538	21	2	1	50.0%	0	0.0%	1	0
PROJECT COORDINATOR	X0868	23	1	0	0.0%	0	0.0%	1	0
PROJECT COORDINATOR	X1260	22	1	0	0.0%	0	0.0%	1	0
PROJECT DIRECTOR	X1163	23	1	0	0.0%	1	100.0%	0	0
PROJECT MANAGER	X0492	23	3	1	33.3%	0	0.0%	0	2
PROJECT MANAGER	X0494	22	1	1	100.0%	0	0.0%	0	0
PSYCH NURSE ASST I	P5170	9	1	0	0.0%	0	0.0%	0	1
PSYCH NURSE ASST II	P5171	10	6	0	0.0%	0	0.0%	0	6
PSYCH NURSE ASST III	P5172	12	48	11	22.9%	3	6.3%	17	17
PSYCH NURSE ASST IV	P5173	14	10	0	0.0%	1	10.0%	7	2
PUBLIC ASSIST ANALYST I	P4127	16	16	1	6.3%	2	12.5%	10	3
PUBLIC ASSIST ANALYST II	P4128	18	7	3	42.9%	2	28.6%	2	0
PUBLIC ASST FLD SVCS MGR I	P4162	19	2	0	0.0%	0	0.0%	2	0
PUBLIC ASST FLD SVCS MGR II	P4163	21	3	2	66.7%	0	0.0%	1	0
PUBLIC ASST PROG OFF	P4125	21	6	2	33.3%	1	16.7%	3	0
PUBLIC HEALTH NURSE AIDE	P5160	12	4	1	25.0%	2	50.0%	1	0
PUBLIC HEALTH NURSE I	P5132	19	13	0	0.0%	0	0.0%	1	12
PUBLIC HEALTH NURSE II	P5133	21	31	7	22.6%	4	12.9%	11	9
PUBLIC HEALTH NURSE III	P5134	23	41	10	24.4%	7	17.1%	11	13
PUBLIC HEALTH NURSE IV	P5135	24	7	0	0.0%	1	14.3%	2	4
PUBLIC HEALTH NURSE V	P5136	25	6	2	33.3%	0	0.0%	3	1
PUBLIC HEALTH SPEC I	P5945	18	14	1	7.1%	1	7.1%	3	9
PUBLIC HEALTH SPEC II	P5946	20	34	7	20.6%	1	2.9%	17	9
PUBLIC HLTH MICROBIOLOGIST I	P5641	17	11	0	0.0%	2	18.2%	3	6
PUBLIC HLTH MICROBIOLOGIST II	P5642	19	5	0	0.0%	0	0.0%	5	0
PUBLIC HLTH MICROBIOLOGIST III	P5643	21	2	1	50.0%	1	50.0%	0	0

Employees in the licensed engineers bargaining unit, some employees on approved leave without pay on June 30, 2012, and other records being audited by Retirement & Benefits at the time of this report are not included in these calculations.

Calculations are based on retirement dates projected by Division of Retirement & Benefits.

RETIREMENT PROJECTIONS BY DEPARTMENT & JOB CLASS

Department of Health and Social Services									
Job Class	Job Class Code	Range	Employee Count	Eligible to Retire					No Retirement Date Available
				Less than 1 Year	% Less than 1 Year	Between 1 and 5 years	% Between 1 and 5 years	More than 5 years	
PUBLICATIONS SPEC II	P3607	16	2	0	0.0%	0	0.0%	0	2
PUBLICATIONS SPEC III	P3608	19	4	0	0.0%	0	0.0%	4	0
RADIOLOG HLTH SPEC II	P5416	20	1	1	100.0%	0	0.0%	0	0
RECORDS & LICENSING SPVR	P1905	16	2	0	0.0%	2	100.0%	0	0
RECREATION ASSISTANT	P3220	11	2	0	0.0%	1	50.0%	0	1
RECREATIONAL THERAPIST I	P5431	14	2	0	0.0%	0	0.0%	0	2
RECREATIONAL THERAPIST II	P5432	16	8	3	37.5%	1	12.5%	3	1
REGNL ALCHOL PROG COORD	P5367	21	1	1	100.0%	0	0.0%	0	0
RESEARCH ANALYST I	P1792	13	1	0	0.0%	0	0.0%	1	0
RESEARCH ANALYST II	P1793	16	4	0	0.0%	0	0.0%	1	3
RESEARCH ANALYST III	P1794	18	19	1	5.3%	0	0.0%	9	9
RESEARCH ANALYST IV	P1795	21	7	0	0.0%	2	28.6%	3	2
SECRETARY	P1151	11	2	0	0.0%	0	0.0%	2	0
SENIOR SERVICES TECHNICIAN	P4280	12	4	1	25.0%	0	0.0%	2	1
SOCIAL SERVICES ASSOCIATE I	P4105	10	10	0	0.0%	0	0.0%	1	9
SOCIAL SERVICES ASSOCIATE II	P4106	12	43	4	9.3%	6	14.0%	20	13
SOCIAL SERVICES PROG. ADMIN.	P4138	23	3	0	0.0%	0	0.0%	3	0
SOCIAL SERVICES SPECIALIST I	P4116	14	1	0	0.0%	0	0.0%	0	1
SOCIAL SERVICES SPECIALIST II	P4117	16	4	1	25.0%	1	25.0%	2	0
SOCIAL SERVICES SPECIALIST III	P4118	18	14	0	0.0%	0	0.0%	6	8
SOCIAL SVCS PROG COORD	P4135	20	26	3	11.5%	5	19.2%	15	3
SOCIAL SVCS PROG OFFICER	P4136	21	13	5	38.5%	0	0.0%	6	2
SOCIAL WORKER I (CS)	P4143	15	3	0	0.0%	0	0.0%	0	3
SOCIAL WORKER II	P4113	16	4	2	50.0%	0	0.0%	2	0
SOCIAL WORKER II (CS)	P4144	17	28	6	21.4%	1	3.6%	13	8
SOCIAL WORKER III	P4114	18	4	0	0.0%	2	50.0%	1	1
SOCIAL WORKER III (CS)	P4145	18	1	0	0.0%	1	100.0%	0	0

Employees in the licensed engineers bargaining unit, some employees on approved leave without pay on June 30, 2012, and other records being audited by Retirement & Benefits at the time of this report are not included in these calculations.

Calculations are based on retirement dates projected by Division of Retirement & Benefits.

Executive Branch Employees: Classified (Permanent, Probationary, and Provisional), Partially Exempt, and Exempt

RETIREMENT PROJECTIONS BY DEPARTMENT & JOB CLASS

Department of Health and Social Services									
Job Class	Job Class Code	Range	Employee Count	Eligible to Retire					No Retirement Date Available
				Less than 1 Year	% Less than 1 Year	Between 1 and 5 years	% Between 1 and 5 years	More than 5 years	
SOCIAL WORKER IV (CHILD SER)	P4146	19	27	5	18.5%	3	11.1%	16	3
SOCIAL WORKER V (CHILD SER)	P4147	21	1	0	0.0%	0	0.0%	1	0
SPEC ASST TO THE COMM II	P1918	23	2	0	0.0%	0	0.0%	2	0
STAFF PHYSICIAN	X0676	28	2	0	0.0%	0	0.0%	0	2
STAFF PSYCHIATRIST/BOARD CERT	X0675	29	3	0	0.0%	1	33.3%	0	2
STAFF PSYCHIATRIST/CHIEF	X1703	30	1	0	0.0%	0	0.0%	0	1
STAFF PSYCHIATRIST/NO BRD CERT	X1704	28	1	0	0.0%	0	0.0%	0	1
STATE MEDICAL EXAMINER/CHIEF	X0685	30	1	0	0.0%	0	0.0%	0	1
STATISTICAL CLERK	P1703	10	1	0	0.0%	0	0.0%	1	0
STATISTICAL TECHNICIAN I	P1706	12	1	0	0.0%	0	0.0%	1	0
STOCK & PARTS SVCS (L/J/SJ)	P9911	57	1	0	0.0%	0	0.0%	0	1
SUPPLY TECHNICIAN I	P1310	10	2	0	0.0%	0	0.0%	1	1
SUPPLY TECHNICIAN II	P1311	12	8	1	12.5%	1	12.5%	4	2
SYSTEMS PROGRAMMER I	P1651	20	2	0	0.0%	0	0.0%	0	2
SYSTEMS PROGRAMMER II	P1652	22	6	2	33.3%	0	0.0%	3	1
SYSTEMS PROGRAMMER III	P1653	23	3	0	0.0%	0	0.0%	2	1
TRAINING SPECIALIST I	P1471	16	4	0	0.0%	1	25.0%	0	3
TRAINING SPECIALIST II	P1472	18	8	1	12.5%	0	0.0%	4	3
TRAINING SPECIALIST III	P1473	20	1	1	100.0%	0	0.0%	0	0
TRANSITION MANAGER	X1581	23	1	0	0.0%	0	0.0%	1	0
VETERINARY EPIDEMIOLOGIST	X1363	28	1	0	0.0%	0	0.0%	1	0
VISUAL INFO SPEC	P3612	17	1	0	0.0%	0	0.0%	0	1
WORD PROC CEN SPVR	P1180	14	1	1	100.0%	0	0.0%	0	0

Employees in the licensed engineers bargaining unit, some employees on approved leave without pay on June 30, 2012, and other records being audited by Retirement & Benefits at the time of this report are not included in these calculations.

Calculations are based on retirement dates projected by Division of Retirement & Benefits.

Executive Branch Employees: Classified (Permanent, Probationary, and Provisional), Partially Exempt, and Exempt

RETIREMENT PROJECTIONS BY DEPARTMENT & JOB CLASS

Department of Labor and Workforce Development									
Job Class	Job Class Code	Range	Employee Count	Eligible to Retire					No Retirement Date Available
				Less than 1 Year	% Less than 1 Year	Between 1 and 5 years	% Between 1 and 5 years	More than 5 years	
ACCOUNTANT II	P1205	16	2	0	0.0%	0	0.0%	0	2
ACCOUNTANT III	P1206	18	3	0	0.0%	0	0.0%	0	3
ACCOUNTANT IV	P1207	20	1	0	0.0%	0	0.0%	1	0
ACCOUNTANT V	P1208	22	1	0	0.0%	0	0.0%	1	0
ACCOUNTING CLERK	P1203	10	2	0	0.0%	1	50.0%	0	1
ACCOUNTING TECH I	P1210	12	14	0	0.0%	0	0.0%	6	8
ACCOUNTING TECH II	P1211	14	8	2	25.0%	0	0.0%	1	5
ACCOUNTING TECH III	P1212	16	10	0	0.0%	1	10.0%	3	6
ACCOUNTING TECHNICIAN IV	P1235	18	5	1	20.0%	0	0.0%	3	1
ADMIN ASST III	K0053	15	3	0	0.0%	1	33.3%	2	0
ADMIN OPERATIONS MGR I	K0021	22	2	0	0.0%	1	50.0%	1	0
ADMIN OPERATIONS MGR II	K0022	23	1	0	0.0%	0	0.0%	1	0
ADMINISTRATIVE ASSISTANT I	K0017	12	5	1	20.0%	1	20.0%	1	2
ADMINISTRATIVE ASSISTANT II	K0018	14	17	3	17.6%	1	5.9%	8	5
ADMINISTRATIVE OFFICER I	K0019	17	3	0	0.0%	0	0.0%	3	0
ADMINISTRATIVE OFFICER II	K0020	19	4	0	0.0%	2	50.0%	0	2
AMERICAN SIGN LANG INTERPRETER	P3602	16	1	0	0.0%	0	0.0%	1	0
ANALYST/PROGRAMMER I	P1621	14	1	0	0.0%	0	0.0%	0	1
ANALYST/PROGRAMMER IV	P1624	20	2	1	50.0%	0	0.0%	1	0
ANALYST/PROGRAMMER V	P1625	22	3	0	0.0%	0	0.0%	2	1
APPEALS REFEREE I	P4662	17	1	0	0.0%	0	0.0%	1	0
APPEALS REFEREE II	P4663	19	3	0	0.0%	0	0.0%	2	1
APPEALS REFEREE III	P4664	21	1	1	100.0%	0	0.0%	0	0
ASST CHIEF VOC REHAB SVCS	P3327	22	1	0	0.0%	1	100.0%	0	0
ASST COMMISSIONER	P1980	27	1	0	0.0%	0	0.0%	1	0
ASST DIR EMPLOY SECURITY	P4667	22	4	1	25.0%	2	50.0%	1	0
ASST.DIR.INSTRUCTION & HOUSING	X0904	23	1	0	0.0%	1	100.0%	0	0

Employees in the licensed engineers bargaining unit, some employees on approved leave without pay on June 30, 2012, and other records being audited by Retirement & Benefits at the time of this report are not included in these calculations.

Calculations are based on retirement dates projected by Division of Retirement & Benefits.

RETIREMENT PROJECTIONS BY DEPARTMENT & JOB CLASS

Department of Labor and Workforce Development									
Job Class	Job Class Code	Range	Employee Count	Eligible to Retire					No Retirement Date Available
				Less than 1 Year	% Less than 1 Year	Between 1 and 5 years	% Between 1 and 5 years	More than 5 years	
AVTEC INSTRUCTOR	P3181	0	25	1	4.0%	2	8.0%	11	11
BOILER & PRESSURE VSSL INSP I	P9950	19	5	0	0.0%	1	20.0%	2	2
BOILER & PRESSURE VSSL INSP II	P9951	20	1	1	100.0%	0	0.0%	0	0
BUDGET ANALYST III	P1463	19	1	0	0.0%	0	0.0%	0	1
BUDGET MANAGER	P1465	22	1	0	0.0%	0	0.0%	1	0
CHF LABOR RES & ANALYSIS	P2229	24	1	0	0.0%	0	0.0%	1	0
CHAIR, WKRS' COMP APPEALS COMM	X1510	27	1	0	0.0%	0	0.0%	0	1
CHF OF WORKERS COMP ADJUD	P7230	24	1	0	0.0%	0	0.0%	1	0
CHF VOCATIONAL REHAB SVCS	P3328	23	1	0	0.0%	0	0.0%	1	0
CHF,DISABILITY DETERMIN SVCS	K0059	22	1	0	0.0%	0	0.0%	1	0
COMM REHAB PROG SPEC	P3330	20	1	0	0.0%	0	0.0%	1	0
COMMISSIONER	X0003	0	1	0	0.0%	0	0.0%	1	0
COMMUNICATIONS COORDINATOR	X0933	23	1	0	0.0%	0	0.0%	1	0
COMMUNITY DEVEL SPEC II	P2267	16	21	2	9.5%	2	9.5%	15	2
COMMUNITY DEVEL SPEC III	P2268	18	4	0	0.0%	1	25.0%	3	0
DATA PROCESSING MGR II	P1642	23	1	0	0.0%	1	100.0%	0	0
DATA PROCESSING MGR III	P1643	24	1	0	0.0%	0	0.0%	1	0
DATA PROCESSING TECH III	P1613	17	1	0	0.0%	0	0.0%	1	0
DEMOGRAPHER	P1721	19	1	0	0.0%	0	0.0%	0	1
DEP COMMISSIONER	P1951	28	1	1	100.0%	0	0.0%	0	0
DEPARTMENT HEAD - AVTEC	T0101	0	3	3	100.0%	0	0.0%	0	0
DISABILITY ADJUD ASSOC I	P4242	13	2	0	0.0%	0	0.0%	1	1
DISABILITY ADJUD ASSOC II	P4243	16	5	1	20.0%	0	0.0%	0	4
DISABILITY ADJUDICATOR I	P4240	18	4	0	0.0%	1	25.0%	1	2
DISABILITY ADJUDICATOR II	P4241	20	2	0	0.0%	1	50.0%	1	0
DISABILITY HEARING OFFICER	P7220	19	1	0	0.0%	0	0.0%	1	0
DIVISION DIRECTOR	P1901	27	7	2	28.6%	4	57.1%	1	0

Employees in the licensed engineers bargaining unit, some employees on approved leave without pay on June 30, 2012, and other records being audited by Retirement & Benefits at the time of this report are not included in these calculations.

Calculations are based on retirement dates projected by Division of Retirement & Benefits.

RETIREMENT PROJECTIONS BY DEPARTMENT & JOB CLASS

Department of Labor and Workforce Development									
Job Class	Job Class Code	Range	Employee Count	Eligible to Retire					No Retirement Date Available
				Less than 1 Year	% Less than 1 Year	Between 1 and 5 years	% Between 1 and 5 years	More than 5 years	
DIVISION OPERATIONS MANAGER	K0051	24	1	0	0.0%	0	0.0%	1	0
DOL SAFETY LIAISON	P2422	22	1	1	100.0%	0	0.0%	0	0
DORMITORY ATTENDANT	P7805	11	2	1	50.0%	0	0.0%	1	0
ECONOMIST II	P2207	18	5	0	0.0%	0	0.0%	2	3
ECONOMIST III	P2208	20	5	2	40.0%	0	0.0%	2	1
ECONOMIST IV	P2209	22	2	1	50.0%	0	0.0%	1	0
EDUCATION ASSOC I	P3157	13	1	0	0.0%	0	0.0%	1	0
EDUCATION ASSOC II	P3158	15	1	0	0.0%	0	0.0%	1	0
EDUCATION ASSOC III	P3159	17	1	0	0.0%	0	0.0%	1	0
EDUCATION PROG ASSISTANT	P3156	12	5	2	40.0%	0	0.0%	1	2
EDUCATION SPECIALIST II	P3161	21	2	0	0.0%	2	100.0%	0	0
EMPLOY COUNSELOR II	P4617	16	9	5	55.6%	0	0.0%	2	2
EMPLOY SEC ANALYST I	P4659	15	3	1	33.3%	0	0.0%	1	1
EMPLOY SEC ANALYST II	P4660	17	16	2	12.5%	1	6.3%	13	0
EMPLOY SEC ANALYST III	P4661	18	15	5	33.3%	2	13.3%	8	0
EMPLOY SEC SPEC IA	P4648	13	19	0	0.0%	1	5.3%	4	14
EMPLOY SEC SPEC IB	P4649	14	124	21	16.9%	11	8.9%	46	46
EMPLOY SEC SPEC II	P4650	15	39	5	12.8%	7	17.9%	16	11
EMPLOY SEC SPEC III	P4651	16	13	2	15.4%	1	7.7%	9	1
EMPLOY SEC SPEC IV	P4652	17	3	0	0.0%	1	33.3%	0	2
EMPLOY/UNEMPLOY INS TECH MGR	K0080	20	4	1	25.0%	1	25.0%	2	0
EMPLOYMENT SERVICE MANAGER II	P4656	17	4	0	0.0%	1	25.0%	2	1
EMPLOYMENT SERVICE MGR I	P4655	16	7	2	28.6%	2	28.6%	3	0
EMPLOYMENT SERVICE MGR III	P4657	19	3	0	0.0%	1	33.3%	1	1
EMPLOYMENT SERVICE MGR IV	P4658	20	6	0	0.0%	3	50.0%	3	0
ENVIRO SERVICES (F/L/J)	P9171	58	1	0	0.0%	0	0.0%	1	0
ENVIRO SERVICES (F/L/J)	P9171	60	4	0	0.0%	2	50.0%	0	2

Employees in the licensed engineers bargaining unit, some employees on approved leave without pay on June 30, 2012, and other records being audited by Retirement & Benefits at the time of this report are not included in these calculations.

Calculations are based on retirement dates projected by Division of Retirement & Benefits.

RETIREMENT PROJECTIONS BY DEPARTMENT & JOB CLASS

Department of Labor and Workforce Development									
Job Class	Job Class Code	Range	Employee Count	Eligible to Retire					No Retirement Date Available
				Less than 1 Year	% Less than 1 Year	Between 1 and 5 years	% Between 1 and 5 years	More than 5 years	
EXECUTIVE DIRECTOR	X0213	25	1	0	0.0%	0	0.0%	0	1
FIELD AUDITOR I	P4636	16	9	1	11.1%	2	22.2%	3	3
FIELD AUDITOR II	P4635	17	3	1	33.3%	1	33.3%	1	0
FOOD SERVICE (F/L/J/SJ)	P9101	53	1	0	0.0%	0	0.0%	0	1
FOOD SERVICE (F/L/J/SJ)	P9101	57	3	0	0.0%	1	33.3%	2	0
FOOD SERVICE (F/L/J/SJ)	P9101	61	3	0	0.0%	1	33.3%	0	2
GASLINE TRAINING PROG ADMIN	X1746	24	1	0	0.0%	0	0.0%	0	1
GRANTS ADMINISTRATOR I	P2269	14	1	0	0.0%	0	0.0%	1	0
GRANTS ADMINISTRATOR II	P2270	17	5	0	0.0%	0	0.0%	1	4
GRANTS ADMINISTRATOR III	P2271	19	1	0	0.0%	1	100.0%	0	0
HEARING EXAMINER I	P2380	24	1	1	100.0%	0	0.0%	0	0
HEARING OFFICER	P1925	21	1	1	100.0%	0	0.0%	0	0
HUMAN RESOURCE SPECIALIST I	P1410	16	1	1	100.0%	0	0.0%	0	0
INDUSTRIAL HYGIENIST	P2425	19	6	0	0.0%	0	0.0%	1	5
INSTRUCTORS AIDE II	X1964	13	2	0	0.0%	0	0.0%	0	2
INVESTIGATOR II	P7767	16	7	1	14.3%	0	0.0%	6	0
INVESTIGATOR III	P7768	18	6	2	33.3%	0	0.0%	3	1
INVESTIGATOR IV	P7769	20	1	0	0.0%	0	0.0%	1	0
IT INSTRUCTIONAL AIDE II	X1770	15	1	0	0.0%	0	0.0%	1	0
LAW OFFICE ASSISTANT I	P7502	11	1	0	0.0%	0	0.0%	0	1
LAW OFFICE ASSISTANT II	P7503	13	1	1	100.0%	0	0.0%	0	0
MAIL SVCS COURIER	P1132	9	2	0	0.0%	0	0.0%	1	1
MAINT GEN (F/L/J/SJ)	P9311	54	1	0	0.0%	0	0.0%	0	1
MAINT SPEC BFC (F/LJ/J)	P9323	51	1	0	0.0%	1	100.0%	0	0
MAINT SPEC EU	P9326	51	1	0	0.0%	1	100.0%	0	0
MAINT SPEC PLUMB	P9328	51	1	0	0.0%	0	0.0%	0	1
MARITIME INSTRUCTIONAL AIDE	X1767	15	1	0	0.0%	0	0.0%	0	1

Employees in the licensed engineers bargaining unit, some employees on approved leave without pay on June 30, 2012, and other records being audited by Retirement & Benefits at the time of this report are not included in these calculations.

Calculations are based on retirement dates projected by Division of Retirement & Benefits.

RETIREMENT PROJECTIONS BY DEPARTMENT & JOB CLASS

Department of Labor and Workforce Development									
Job Class	Job Class Code	Range	Employee Count	Eligible to Retire					No Retirement Date Available
				Less than 1 Year	% Less than 1 Year	Between 1 and 5 years	% Between 1 and 5 years	More than 5 years	
MECHANICAL INSPECTION MANAGER	K0109	22	1	0	0.0%	1	100.0%	0	0
MICRO/NETWORK SPEC I	P1633	18	7	1	14.3%	0	0.0%	6	0
MICRO/NETWORK SPEC II	P1634	20	1	0	0.0%	0	0.0%	0	1
MICRO/NETWORK TECH II	P1632	16	5	0	0.0%	0	0.0%	3	2
MICROFILM/IMAGING OPER I	P9811	10	1	1	100.0%	0	0.0%	0	0
OCC HEALTH AND SAFETY ANALYST	K0098	20	1	0	0.0%	0	0.0%	1	0
OFFICE ASSISTANT I	P1134	8	13	1	7.7%	0	0.0%	4	8
OFFICE ASSISTANT II	P1135	10	16	1	6.3%	1	6.3%	3	11
OFFICE ASSISTANT III	K0077	11	2	0	0.0%	0	0.0%	2	0
OFFICE ASSISTANT IV	P1136	12	1	1	100.0%	0	0.0%	0	0
PROCUREMENT SPEC I	P1331	14	1	0	0.0%	0	0.0%	0	1
PROCUREMENT SPEC II	P1332	16	2	0	0.0%	1	50.0%	0	1
PROCUREMENT SPEC IV	P1334	20	1	0	0.0%	0	0.0%	1	0
PROGRAM COORDINATOR I	K0071	18	11	1	9.1%	4	36.4%	5	1
PROGRAM COORDINATOR II	K0072	20	8	3	37.5%	1	12.5%	2	2
PROGRAM MANAGER, OSH	P2420	22	1	0	0.0%	1	100.0%	0	0
PROJECT ASSISTANT	K0070	16	5	2	40.0%	0	0.0%	3	0
PUBLICATIONS SPEC II	P3607	16	1	0	0.0%	0	0.0%	1	0
PUBLICATIONS SPEC III	P3608	19	2	0	0.0%	0	0.0%	2	0
RECREATION ASSISTANT	P3220	11	1	0	0.0%	0	0.0%	0	1
REEMPLOYMENT BENEFITS ADM	P4698	22	1	0	0.0%	0	0.0%	0	1
REGULATIONS SPEC II	P2341	16	1	0	0.0%	0	0.0%	1	0
RESEARCH ANALYST I	P1792	13	1	0	0.0%	0	0.0%	0	1
RESEARCH ANALYST II	P1793	16	6	1	16.7%	2	33.3%	2	1
RESEARCH ANALYST III	P1794	18	6	4	66.7%	0	0.0%	1	1
SECRETARY	P1151	11	1	0	0.0%	0	0.0%	1	0
SIC ELECTRICAL INSPECTOR	P9962	49	4	2	50.0%	0	0.0%	1	1

Employees in the licensed engineers bargaining unit, some employees on approved leave without pay on June 30, 2012, and other records being audited by Retirement & Benefits at the time of this report are not included in these calculations.

Calculations are based on retirement dates projected by Division of Retirement & Benefits.

RETIREMENT PROJECTIONS BY DEPARTMENT & JOB CLASS

Department of Labor and Workforce Development									
Job Class	Job Class Code	Range	Employee Count	Eligible to Retire					No Retirement Date Available
				Less than 1 Year	% Less than 1 Year	Between 1 and 5 years	% Between 1 and 5 years	More than 5 years	
SIC ELEVATOR INSPECTOR	P9964	49	3	1	33.3%	0	0.0%	0	2
SIC OCC SAFETY AND COMPL	P9961	49	14	3	21.4%	1	7.1%	2	8
SIC PLUMBING INSPECTOR	P9966	49	2	0	0.0%	1	50.0%	0	1
SPEC ASST TO THE COMM II	P1918	23	1	1	100.0%	0	0.0%	0	0
SPVR AUDIT OPERATIONS	P4634	19	1	0	0.0%	1	100.0%	0	0
STATE DEMOGRAPHER	P2211	22	1	0	0.0%	0	0.0%	0	1
STATISTICAL CLERK	P1703	10	1	1	100.0%	0	0.0%	0	0
STATISTICAL TECHNICIAN I	P1706	12	4	0	0.0%	1	25.0%	2	1
STATISTICAL TECHNICIAN II	P1707	14	1	0	0.0%	0	0.0%	1	0
SUPPLY TECHNICIAN I	P1310	10	1	0	0.0%	1	100.0%	0	0
SUPPLY TECHNICIAN II	P1311	12	1	0	0.0%	0	0.0%	1	0
SUPVR, UNEMPL INS TAX	P4633	23	1	0	0.0%	1	100.0%	0	0
SYSTEMS PROGRAMMER II	P1652	22	5	0	0.0%	1	20.0%	3	1
SYSTEMS PROGRAMMER III	P1653	23	4	1	25.0%	0	0.0%	2	1
TEACHER - AVTEC	T0102	0	10	5	50.0%	3	30.0%	2	0
TRAINING SPECIALIST II	P1472	18	3	0	0.0%	0	0.0%	3	0
UNEM INS QTL CONTL AUDITOR	P4626	15	7	2	28.6%	1	14.3%	4	0
UNEM QUALITY CONTL SUPERVISOR	P4625	19	1	0	0.0%	1	100.0%	0	0
UNEMP INS SUPPORT SVCS MGR	P4627	21	2	0	0.0%	1	50.0%	1	0
UNEMPLOYMENT INS SPEC II	P4612	14	1	0	0.0%	0	0.0%	1	0
UNEMPLOYMENT INS SPEC III	P4613	15	2	1	50.0%	0	0.0%	1	0
VOC REHAB ASSIST I	P3331	10	4	1	25.0%	0	0.0%	1	2
VOC REHAB ASSIST II	P3332	12	18	3	16.7%	3	16.7%	5	7
VOC REHAB ASSIST III	P3333	13	5	1	20.0%	2	40.0%	1	1
VOC REHAB COUNSELOR I	P3340	15	3	0	0.0%	0	0.0%	1	2
VOC REHAB COUNSELOR II	P3341	17	12	2	16.7%	0	0.0%	4	6
VOC REHAB EVALUATOR II	P3337	17	1	0	0.0%	1	100.0%	0	0

Employees in the licensed engineers bargaining unit, some employees on approved leave without pay on June 30, 2012, and other records being audited by Retirement & Benefits at the time of this report are not included in these calculations.

Calculations are based on retirement dates projected by Division of Retirement & Benefits.

RETIREMENT PROJECTIONS BY DEPARTMENT & JOB CLASS

Department of Labor and Workforce Development									
Job Class	Job Class Code	Range	Employee Count	Eligible to Retire					No Retirement Date Available
				Less than 1 Year	% Less than 1 Year	Between 1 and 5 years	% Between 1 and 5 years	More than 5 years	
VOC REHAB MANAGER	P3342	21	5	2	40.0%	0	0.0%	3	0
VOCATIONAL REHAB COUNSELOR III	P3343	19	23	5	21.7%	2	8.7%	13	3
WAGE HOUR INVEST I	P4672	16	11	3	27.3%	0	0.0%	2	6
WAGE HOUR INVEST II	P4673	18	2	2	100.0%	0	0.0%	0	0
WAGE HOUR INVEST III	P4674	21	1	0	0.0%	1	100.0%	0	0
WAGE-HOUR TECHNICIAN	P4670	12	2	0	0.0%	0	0.0%	0	2
WORKER COMP OFF I	P4695	16	4	1	25.0%	2	50.0%	1	0
WORKER COMP OFF II	P4696	18	5	2	40.0%	0	0.0%	1	2
WORKER COMP TECHNICIAN	P4694	12	7	3	42.9%	1	14.3%	0	3
WORKERS' COMP HEARING OFF I	P7228	21	3	0	0.0%	0	0.0%	0	3
WORKERS' COMP HEARING OFF II	P7229	22	5	2	40.0%	0	0.0%	1	2
WORKERS' COMP HEARING OFF II	P7229	22	7	3	42.9%	0	0.0%	1	3
Employees in the licensed engineers bargaining unit, some employees on approved leave without pay on June 30, 2012, and other records being audited by Retirement & Benefits at the time of this report are not included in these calculations.									
Calculations are based on retirement dates projected by Division of Retirement & Benefits.									



RETIREMENT PROJECTIONS BY DEPARTMENT & JOB CLASS

Department of Law									
Job Class	Job Class Code	Range	Employee Count	Eligible to Retire					No Retirement Date Available
				Less than 1 Year	% Less than 1 Year	Between 1 and 5 years	% Between 1 and 5 years	More than 5 years	
ACCOUNTANT II	P1205	16	1	1	100.0%	0	0.0%	0	0
ACCOUNTANT IV	P1207	20	1	0	0.0%	1	100.0%	0	0
ACCOUNTING CLERK	P1203	10	2	0	0.0%	0	0.0%	0	2
ACCOUNTING TECH I	P1210	12	3	1	33.3%	0	0.0%	1	1
ACCOUNTING TECH II	P1211	14	1	0	0.0%	0	0.0%	0	1
ACCOUNTING TECH III	P1212	16	1	0	0.0%	0	0.0%	1	0
ADMINISTRATIVE ASSISTANT I	K0017	12	1	0	0.0%	0	0.0%	0	1
ADMINISTRATIVE ASSISTANT II	K0018	14	1	0	0.0%	0	0.0%	1	0
ADMINISTRATIVE OFFICER II	K0020	19	1	0	0.0%	0	0.0%	1	0
ANALYST/PROGRAMMER V	P1625	22	1	0	0.0%	0	0.0%	0	1
ASSOC ATTORNEY I	P7110	17	12	3	25.0%	3	25.0%	5	1
ASSOC ATTORNEY II	P7111	19	12	3	25.0%	1	8.3%	7	1
ATTORNEY I	P7142	18	4	0	0.0%	0	0.0%	0	4
ATTORNEY II	P7143	20	27	0	0.0%	0	0.0%	2	25
ATTORNEY III	P7144	22	50	0	0.0%	3	6.0%	9	38
ATTORNEY IV	P7145	24	116	15	12.9%	12	10.3%	56	33
ATTORNEY V	P7146	25	56	25	44.6%	4	7.1%	23	4
ATTORNEY VI	P7147	26	18	10	55.6%	3	16.7%	5	0
BUDGET ANALYST IV	P1464	21	1	1	100.0%	0	0.0%	0	0
COMMISSIONER	X0003	0	1	0	0.0%	0	0.0%	0	1
DATA PROCESSING MGR II	P1642	23	1	0	0.0%	0	0.0%	1	0
DEP ATTORNEY GENERAL	P7148	28	2	2	100.0%	0	0.0%	0	0
DIVISION DIRECTOR	P1901	27	3	1	33.3%	0	0.0%	2	0
DIVISION OPERATIONS MANAGER	K0051	24	1	0	0.0%	1	100.0%	0	0
EXEC SECRETARY III	P1156	16	1	1	100.0%	0	0.0%	0	0
INTERNET SPECIALIST II	K0004	19	1	0	0.0%	0	0.0%	0	1
INVESTIGATOR III	P7768	18	3	0	0.0%	1	33.3%	2	0

Employees in the licensed engineers bargaining unit, some employees on approved leave without pay on June 30, 2012, and other records being audited by Retirement & Benefits at the time of this report are not included in these calculations.

Calculations are based on retirement dates projected by Division of Retirement & Benefits.

Executive Branch Employees: Classified (Permanent, Probationary, and Provisional), Partially Exempt, and Exempt

RETIREMENT PROJECTIONS BY DEPARTMENT & JOB CLASS

Department of Law									
Job Class	Job Class Code	Range	Employee Count	Eligible to Retire					No Retirement Date Available
				Less than 1 Year	% Less than 1 Year	Between 1 and 5 years	% Between 1 and 5 years	More than 5 years	
INVESTIGATOR IV	P7769	20	1	1	100.0%	0	0.0%	0	0
LAW OFFICE ASSISTANT I	P7502	11	76	4	5.3%	7	9.2%	20	45
LAW OFFICE ASSISTANT II	P7503	13	29	3	10.3%	0	0.0%	12	14
LAW OFFICE MANAGER I	P7505	15	4	0	0.0%	0	0.0%	3	1
LAW OFFICE MANAGER II	P7506	16	2	0	0.0%	0	0.0%	2	0
MICRO/NETWORK SPEC I	P1633	18	2	0	0.0%	0	0.0%	2	0
MICRO/NETWORK SPEC II	P1634	20	1	0	0.0%	0	0.0%	0	1
MICRO/NETWORK TECH I	P1631	14	1	0	0.0%	0	0.0%	0	1
MICRO/NETWORK TECH II	P1632	16	2	0	0.0%	0	0.0%	0	2
OFFICE ASSISTANT I	P1134	8	15	0	0.0%	0	0.0%	4	11
OFFICE ASSISTANT II	P1135	10	10	3	30.0%	0	0.0%	1	6
PARALEGAL I	P7105	14	7	1	14.3%	1	14.3%	3	2
PARALEGAL II	P7106	16	24	4	16.7%	0	0.0%	12	8
PROCUREMENT SPEC III	P1333	18	1	0	0.0%	0	0.0%	1	0
PUB ADVOCATE UTIL ANALYST I	K0006	22	3	1	33.3%	0	0.0%	2	0
PUB ADVOCATE UTIL ANALYST II	K0007	24	1	0	0.0%	1	100.0%	0	0
SPEC ASST TO THE COMM II	P1918	23	1	0	0.0%	0	0.0%	0	1
SUPPLY TECHNICIAN II	P1311	12	1	0	0.0%	0	0.0%	1	0
VICTIM/WITNESS PARALEGAL I	P7108	14	2	0	0.0%	0	0.0%	0	2
VICTIM/WITNESS PARALEGAL II	P7109	16	30	3	10.0%	5	16.7%	18	4

Employees in the licensed engineers bargaining unit, some employees on approved leave without pay on June 30, 2012, and other records being audited by Retirement & Benefits at the time of this report are not included in these calculations.

Calculations are based on retirement dates projected by Division of Retirement & Benefits.

RETIREMENT PROJECTIONS BY DEPARTMENT & JOB CLASS

Department of Military and Veterans Affairs									
Job Class	Job Class Code	Range	Employee Count	Eligible to Retire					No Retirement Date Available
				Less than 1 Year	% Less than 1 Year	Between 1 and 5 years	% Between 1 and 5 years	More than 5 years	
ACCOUNTANT III	P1206	18	2	0	0.0%	0	0.0%	0	2
ACCOUNTANT IV	P1207	20	1	0	0.0%	0	0.0%	0	1
ACCOUNTING CLERK	P1203	10	1	0	0.0%	0	0.0%	1	0
ACCOUNTING TECH I	P1210	12	3	0	0.0%	0	0.0%	2	1
ACCOUNTING TECH II	P1211	14	4	1	25.0%	0	0.0%	3	0
ACCOUNTING TECH III	P1212	16	1	0	0.0%	0	0.0%	0	1
ACCT TECH II/FINANCIAL ANALYST	X1801	14	1	0	0.0%	0	0.0%	0	1
ADMIN ASST III	K0053	15	2	0	0.0%	0	0.0%	1	1
ADMINISTRATIVE ASSISTANT I	K0017	12	2	0	0.0%	0	0.0%	1	1
ADMINISTRATIVE ASSISTANT II	K0018	14	1	0	0.0%	0	0.0%	1	0
ADMINISTRATIVE MANAGER	X1266	12	1	1	100.0%	0	0.0%	0	0
ADMINISTRATIVE OFFICER I	K0019	17	1	0	0.0%	0	0.0%	1	0
ADMINISTRATIVE OFFICER II	K0020	19	3	0	0.0%	1	33.3%	2	0
AEROSPACE ENGINEER I	X1792	11	1	0	0.0%	0	0.0%	0	1
AEROSPACE ENGINEER V	X1655	27	1	0	0.0%	0	0.0%	0	1
AMYA CHIEF EXAMINER	P3124	15	1	1	100.0%	0	0.0%	0	0
AMYA COORDINATOR	P3125	16	9	0	0.0%	0	0.0%	6	3
AMYA INSTRUCTOR	P3123	16	7	1	14.3%	1	14.3%	3	2
AMYA MANAGER	P3128	23	1	0	0.0%	1	100.0%	0	0
AMYA PLATOON LEADER	P3122	15	3	0	0.0%	1	33.3%	2	0
AMYA SUPERVISOR I	P3126	17	1	0	0.0%	0	0.0%	1	0
AMYA SUPERVISOR II	P3127	19	4	0	0.0%	0	0.0%	2	2
AMYA TEAM LEADER	P3121	13	26	2	7.7%	0	0.0%	7	17
ANALYST/PROGRAMMER IV	P1624	20	1	0	0.0%	0	0.0%	0	1
BUDGET ANALYST III	P1463	19	1	0	0.0%	0	0.0%	1	0
BUDGET MANAGER	X1299	19	1	1	100.0%	0	0.0%	0	0
BUILDING MAINT MANAGER	P8461	22	1	1	100.0%	0	0.0%	0	0
Employees in the licensed engineers bargaining unit, some employees on approved leave without pay on June 30, 2012, and other records being audited by Retirement & Benefits at the time of this report are not included in these calculations.									
Calculations are based on retirement dates projected by Division of Retirement & Benefits.									

Executive Branch Employees: Classified (Permanent, Probationary, and Provisional), Partially Exempt, and Exempt

RETIREMENT PROJECTIONS BY DEPARTMENT & JOB CLASS

Department of Military and Veterans Affairs									
Job Class	Job Class Code	Range	Employee Count	Eligible to Retire					No Retirement Date Available
				Less than 1 Year	% Less than 1 Year	Between 1 and 5 years	% Between 1 and 5 years	More than 5 years	
BUILDING MGMT SPECIALIST	P8458	19	6	2	33.3%	0	0.0%	1	3
CHIEF ENGR & DIR BUSINESS DEV	X1627	27	1	1	100.0%	0	0.0%	0	0
CHIEF EXECUTIVE OFFICER	X1576	30	1	0	0.0%	0	0.0%	0	1
COMMISSIONER	X0003	0	1	0	0.0%	0	0.0%	0	1
COMMUNICATIONS & ELECT SUPVR	X1415	18	1	0	0.0%	0	0.0%	1	0
CONTRACT/PROGRAM MANAGER	X1594	21	1	0	0.0%	1	100.0%	0	0
CULT RES MGR & NATIVE LIAISON	P1920	19	1	0	0.0%	0	0.0%	0	1
DATA PROCESSING MGR II	P1642	23	1	0	0.0%	1	100.0%	0	0
DEP COMMISSIONER	P1951	28	1	0	0.0%	0	0.0%	1	0
DEP GEN MGR,KODIAK LAUNCH COMP	X1725	25	1	0	0.0%	0	0.0%	1	0
DEPUTY DIRECTOR	K0054	25	1	0	0.0%	0	0.0%	1	0
DIR CONTRACT & MATERIALS MGMT	X1436	25	1	1	100.0%	0	0.0%	0	0
DIR HEALTH, SAFETY & TRAINING	X1613	20	1	0	0.0%	1	100.0%	0	0
DIVISION DIRECTOR	P1901	27	4	1	25.0%	0	0.0%	1	2
DIVISION OPERATIONS MANAGER	K0051	24	2	0	0.0%	2	100.0%	0	0
ELECTRICAL TECHNICIAN	X1419	18	1	0	0.0%	0	0.0%	1	0
EMERGENCY MANAGEMENT SPEC I	P1937	14	2	0	0.0%	1	50.0%	1	0
EMERGENCY MANAGEMENT SPEC II	P1938	16	24	3	12.5%	2	8.3%	5	14
EMERGENCY MANAGEMENT SPEC III	P1939	18	10	0	0.0%	0	0.0%	4	6
EMERGENCY PROGRAM MANAGER I	P1941	20	4	0	0.0%	0	0.0%	4	0
ENGINEER II	X1676	19	1	0	0.0%	0	0.0%	0	1
ENGINEER IV	X1689	21	1	0	0.0%	0	0.0%	0	1
ENGINEERING ASSISTANT II	P8911	19	2	0	0.0%	1	50.0%	0	1
ENVIRON PROGRAM MANAGER I	P8531	21	1	0	0.0%	0	0.0%	0	1
ENVIRON PROGRAM SPEC II	P8522	16	1	0	0.0%	0	0.0%	0	1
ENVIRON PROGRAM SPEC III	P8523	18	3	0	0.0%	1	33.3%	1	1
EQUIP OPERATOR (F/LJ/J/SJ)	P9511	53	3	2	66.7%	1	33.3%	0	0

Employees in the licensed engineers bargaining unit, some employees on approved leave without pay on June 30, 2012, and other records being audited by Retirement & Benefits at the time of this report are not included in these calculations.

Calculations are based on retirement dates projected by Division of Retirement & Benefits.

RETIREMENT PROJECTIONS BY DEPARTMENT & JOB CLASS

Department of Military and Veterans Affairs									
Job Class	Job Class Code	Range	Employee Count	Eligible to Retire					No Retirement Date Available
				Less than 1 Year	% Less than 1 Year	Between 1 and 5 years	% Between 1 and 5 years	More than 5 years	
EXEC SECRETARY I	P1155	12	1	0	0.0%	0	0.0%	0	1
FINANCE MANAGER	X0454	22	1	0	0.0%	0	0.0%	1	0
FOOD SERVICE (F/L/J/SJ)	P9101	56	2	0	0.0%	1	50.0%	1	0
FOOD SERVICE (F/L/J/SJ)	P9101	57	4	1	25.0%	0	0.0%	0	3
FOOD SERVICE (F/L/J/SJ)	P9101	61	5	0	0.0%	2	40.0%	0	3
FOOD SERVICE SUPERVISOR	P9104	16	1	1	100.0%	0	0.0%	0	0
GIS ANALYST III	K0104	19	1	0	0.0%	0	0.0%	1	0
GRANTS ADMINISTRATOR I	P2269	14	1	0	0.0%	0	0.0%	0	1
GRANTS ADMINISTRATOR II	P2270	17	3	0	0.0%	1	33.3%	0	2
GRANTS ADMINISTRATOR III	P2271	19	2	1	50.0%	1	50.0%	0	0
INFO SYSTEM SECURITY MANAGER	X1662	21	1	0	0.0%	0	0.0%	0	1
INFORMATION OFFICER II	P3614	17	1	0	0.0%	0	0.0%	0	1
INFORMATION OFFICER III	P3615	20	1	0	0.0%	0	0.0%	1	0
INFORMATION SYSTEMS TECHNICIAN	X1661	17	1	0	0.0%	0	0.0%	1	0
INTERNET SPECIALIST II	K0004	19	1	0	0.0%	0	0.0%	1	0
INVENTORY PROPERTY MGMT SPEC	X1634	15	1	0	0.0%	0	0.0%	0	1
KLC FACILITY MANAGER	X1264	22	1	0	0.0%	0	0.0%	0	1
MAIL SVCS COURIER	P1132	9	1	0	0.0%	1	100.0%	0	0
MAINT GEN (F/L/J/SJ)	P9311	53	1	0	0.0%	0	0.0%	1	0
MAINT GEN (F/L/J/SJ)	P9311	54	13	1	7.7%	2	15.4%	3	7
MAINT GEN (F/L/J/SJ)	P9311	56	3	0	0.0%	0	0.0%	0	3
MAINT GEN (F/L/J/SJ)	P9311	58	4	0	0.0%	1	25.0%	0	3
MAINT SPEC BFC (F/LJ/J)	P9323	50	3	2	66.7%	0	0.0%	1	0
MAINT SPEC BFC (F/LJ/J)	P9323	51	3	1	33.3%	0	0.0%	2	0
MAINT SPEC BFC (F/LJ/J)	P9323	53	4	1	25.0%	0	0.0%	2	1
MAINT SPEC ETRICIAN	P9325	51	4	1	25.0%	1	25.0%	2	0
MAINT SPEC ETRONICS	P9324	51	4	0	0.0%	1	25.0%	2	1

Employees in the licensed engineers bargaining unit, some employees on approved leave without pay on June 30, 2012, and other records being audited by Retirement & Benefits at the time of this report are not included in these calculations.

Calculations are based on retirement dates projected by Division of Retirement & Benefits.

RETIREMENT PROJECTIONS BY DEPARTMENT & JOB CLASS

Department of Military and Veterans Affairs									
Job Class	Job Class Code	Range	Employee Count	Eligible to Retire					No Retirement Date Available
				Less than 1 Year	% Less than 1 Year	Between 1 and 5 years	% Between 1 and 5 years	More than 5 years	
MAINT TECH (CORROSION CONTROL)	X1598	15	2	0	0.0%	0	0.0%	0	2
MAINTENANCE TECH (RF COMMS)	X1597	14	1	0	0.0%	0	0.0%	0	1
MAINTENANCE TECHNICIAN	X1468	14	1	0	0.0%	0	0.0%	0	1
MAINTENANCE TECHNICIAN	X1468	16	1	0	0.0%	0	0.0%	1	0
MAINTENANCE TECHNICIAN	X1468	19	1	0	0.0%	0	0.0%	0	1
MAINTENANCE TECHNICIAN - HVAC	X1682	18	1	0	0.0%	0	0.0%	1	0
MATERIALS MGMT SPECIALIST	X1438	15	1	0	0.0%	1	100.0%	0	0
MECHANICAL TECHNICIAN	X1418	14	1	0	0.0%	0	0.0%	0	1
MICRO/NETWORK SPEC I	P1633	18	1	0	0.0%	0	0.0%	0	1
MICRO/NETWORK SPEC II	P1634	20	1	1	100.0%	0	0.0%	0	0
MICRO/NETWORK TECH II	P1632	16	2	0	0.0%	0	0.0%	1	1
NURSE II	P5111	19	3	0	0.0%	1	33.3%	1	1
OFFICE ASSISTANT II	P1135	10	9	2	22.2%	0	0.0%	1	6
OFFICE ASSISTANT IV	P1136	12	1	0	0.0%	0	0.0%	0	1
OPERATIONS SAFETY SPECIALIST	X1667	21	1	0	0.0%	0	0.0%	0	1
PAYROLL SUPERVISOR	X1774	16	1	0	0.0%	1	100.0%	0	0
PLANNER I	P2291	15	1	0	0.0%	0	0.0%	1	0
PRES & CHIEF OPERATING OFFICER	X1636	30	1	1	100.0%	0	0.0%	0	0
PREV MAINT OPER & MAINT SCHED	X1681	15	1	0	0.0%	0	0.0%	0	1
PROCUREMENT SPEC I	P1331	14	1	0	0.0%	0	0.0%	0	1
PROCUREMENT SPEC II	P1332	16	2	0	0.0%	0	0.0%	1	1
PROCUREMENT SPEC III	P1333	18	1	0	0.0%	0	0.0%	0	1
PROGRAM COORDINATOR I	K0071	18	1	0	0.0%	0	0.0%	1	0
PSYCHOLOGICAL COUNSLR II	P5327	17	1	0	0.0%	0	0.0%	0	1
RSTS TECHNICIAN (LEVEL I & II)	X1683	14	1	0	0.0%	0	0.0%	0	1
RSTS TECHNICIAN IV	X1663	23	1	0	0.0%	0	0.0%	0	1
SECURITY GUARD I	P7820	9	5	2	40.0%	0	0.0%	3	0

Employees in the licensed engineers bargaining unit, some employees on approved leave without pay on June 30, 2012, and other records being audited by Retirement & Benefits at the time of this report are not included in these calculations.

Calculations are based on retirement dates projected by Division of Retirement & Benefits.

RETIREMENT PROJECTIONS BY DEPARTMENT & JOB CLASS

Department of Military and Veterans Affairs									
Job Class	Job Class Code	Range	Employee Count	Eligible to Retire					No Retirement Date Available
				Less than 1 Year	% Less than 1 Year	Between 1 and 5 years	% Between 1 and 5 years	More than 5 years	
SECURITY GUARD II	P7821	12	1	1	100.0%	0	0.0%	0	0
SECURITY MGR/INFO SYS SEC MGR	X1392	19	1	0	0.0%	0	0.0%	0	1
SPEC ASST TO THE COMM I	P1917	21	1	0	0.0%	0	0.0%	1	0
SPEC ASST TO THE COMM II	P1918	23	1	0	0.0%	0	0.0%	1	0
STOCK & PARTS SVCS (L/J/SJ)	P9911	54	3	3	100.0%	0	0.0%	0	0
STOCK & PARTS SVCS (L/J/SJ)	P9911	55	1	0	0.0%	0	0.0%	1	0
STOCK & PARTS SVCS (L/J/SJ)	P9911	57	1	0	0.0%	0	0.0%	0	1
SUPPLY TECHNICIAN II	P1311	12	2	1	50.0%	0	0.0%	0	1
SUPPORT MANAGER	X1466	19	1	0	0.0%	0	0.0%	0	1
SYSTEMS SUPPORT MANAGER	X1393	19	1	0	0.0%	0	0.0%	1	0
TELECOMM PLANNER I	P2255	21	1	0	0.0%	0	0.0%	1	0
TRAINING SPECIALIST I	P1471	16	1	0	0.0%	0	0.0%	0	1
TRAINING SPECIALIST II	P1472	18	1	0	0.0%	0	0.0%	0	1
VETERANS AFFAIRS ADMINISTRATOR	P1919	21	1	0	0.0%	0	0.0%	1	0
VP AND CHIEF FINANCIAL OFFICER	X1327	27	1	0	0.0%	0	0.0%	0	1
VP/GEN MGR-KODIAK LAUNCH COMPL	X1728	28	1	1	100.0%	0	0.0%	0	0
Employees in the licensed engineers bargaining unit, some employees on approved leave without pay on June 30, 2012, and other records being audited by Retirement & Benefits at the time of this report are not included in these calculations.									
Calculations are based on retirement dates projected by Division of Retirement & Benefits.									



RETIREMENT PROJECTIONS BY DEPARTMENT & JOB CLASS

Department of Natural Resources									
Job Class	Job Class Code	Range	Employee Count	Eligible to Retire					No Retirement Date Available
				Less than 1 Year	% Less than 1 Year	Between 1 and 5 years	% Between 1 and 5 years	More than 5 years	
ACCOUNTANT II	P1205	16	1	0	0.0%	0	0.0%	1	0
ACCOUNTANT III	P1206	18	4	1	25.0%	1	25.0%	2	0
ACCOUNTANT IV	P1207	20	4	1	25.0%	0	0.0%	2	1
ACCOUNTANT V	P1208	22	1	1	100.0%	0	0.0%	0	0
ACCOUNTING CLERK	P1203	10	6	1	16.7%	0	0.0%	3	2
ACCOUNTING TECH I	P1210	12	12	3	25.0%	2	16.7%	3	4
ACCOUNTING TECH II	P1211	14	5	1	20.0%	0	0.0%	3	1
ACCOUNTING TECH III	P1212	16	5	0	0.0%	1	20.0%	3	1
ADMIN ASST III	K0053	15	2	0	0.0%	0	0.0%	1	1
ADMIN OPERATIONS MGR I	K0021	22	4	0	0.0%	2	50.0%	2	0
ADMINISTRATIVE ASSISTANT I	K0017	12	3	1	33.3%	0	0.0%	2	0
ADMINISTRATIVE ASSISTANT II	K0018	14	24	2	8.3%	2	8.3%	14	6
ADMINISTRATIVE OFFICER I	K0019	17	7	3	42.9%	1	14.3%	2	1
ADMINISTRATIVE OFFICER II	K0020	19	5	1	20.0%	0	0.0%	4	0
AGIA COORDINATOR	X1673	30	1	0	0.0%	0	0.0%	1	0
AGRICULTURAL INSPECT I	P6445	16	2	0	0.0%	0	0.0%	1	1
AGRONOMIST I	P6450	16	2	0	0.0%	0	0.0%	0	2
AGRONOMIST II	P6451	18	3	2	66.7%	0	0.0%	0	1
AGRONOMIST III	P6452	20	1	1	100.0%	0	0.0%	0	0
AIRCRAFT MAINT INSPECTOR	P9636	19	1	0	0.0%	1	100.0%	0	0
AIRCRAFT PILOT II	P9632	19	3	0	0.0%	0	0.0%	2	1
AIRCRAFT SUPERVISOR	P9638	20	1	0	0.0%	1	100.0%	0	0
ANALYST/PROGRAMMER I	P1621	14	1	0	0.0%	0	0.0%	0	1
ANALYST/PROGRAMMER II	P1622	16	2	0	0.0%	0	0.0%	0	2
ANALYST/PROGRAMMER III	P1623	18	4	1	25.0%	0	0.0%	1	2
ANALYST/PROGRAMMER IV	P1624	20	15	2	13.3%	4	26.7%	6	3
ANALYST/PROGRAMMER V	P1625	22	3	1	33.3%	0	0.0%	2	0

Employees in the licensed engineers bargaining unit, some employees on approved leave without pay on June 30, 2012, and other records being audited by Retirement & Benefits at the time of this report are not included in these calculations.

Calculations are based on retirement dates projected by Division of Retirement & Benefits.

Executive Branch Employees: Classified (Permanent, Probationary, and Provisional), Partially Exempt, and Exempt

RETIREMENT PROJECTIONS BY DEPARTMENT & JOB CLASS

Department of Natural Resources									
Job Class	Job Class Code	Range	Employee Count	Eligible to Retire					No Retirement Date Available
				Less than 1 Year	% Less than 1 Year	Between 1 and 5 years	% Between 1 and 5 years	More than 5 years	
ANILCA COORDINATOR	X1403	23	1	0	0.0%	0	0.0%	1	0
APPRAISER I	P2621	16	2	0	0.0%	0	0.0%	1	1
APPRAISER II	P2622	18	1	0	0.0%	0	0.0%	1	0
APPRAISER III	P2623	21	1	0	0.0%	0	0.0%	1	0
ARCHAEOLOGIST I	P6746	16	3	0	0.0%	0	0.0%	1	2
ARCHAEOLOGIST II	P6747	18	4	1	25.0%	1	25.0%	1	1
ARCHAEOLOGIST III	P6748	19	1	1	100.0%	0	0.0%	0	0
BUDGET ANALYST III	P1463	19	1	1	100.0%	0	0.0%	0	0
BUDGET ANALYST IV	P1464	21	1	0	0.0%	0	0.0%	1	0
CHF OFF OF HIST & ARCHAEOLOGY	P6766	21	1	1	100.0%	0	0.0%	0	0
COMMERCIAL ANALYST	X0338	26	5	1	20.0%	0	0.0%	1	3
COMMISSIONER	X0003	0	1	0	0.0%	0	0.0%	1	0
CORR INDUS PROD MGR I	P7665	16	2	0	0.0%	1	50.0%	0	1
CORR INDUS PROD MGR II	P7666	18	1	1	100.0%	0	0.0%	0	0
DATA PROCESSING MGR I	P1641	22	2	0	0.0%	0	0.0%	2	0
DATA PROCESSING MGR III	P1643	24	1	0	0.0%	0	0.0%	0	1
DEP COMMISSIONER	P1951	28	2	0	0.0%	0	0.0%	2	0
DEP DIR AK MH LANDS TRUST OFF	X2004	26	1	1	100.0%	0	0.0%	0	0
DEP. ST. PIPELINE COORD. ENGIN	X1008	24	1	1	100.0%	0	0.0%	0	0
DEPUTY DIRECTOR	X0826	26	2	0	0.0%	2	100.0%	0	0
DEV SPEC I, OPTION B	P2287	18	1	0	0.0%	0	0.0%	1	0
DEV SPEC II, OPTION B	P2289	20	2	0	0.0%	1	50.0%	1	0
DIVISION DIRECTOR	P1901	27	7	1	14.3%	1	14.3%	1	4
DIVISION OPERATIONS MANAGER	K0051	24	6	2	33.3%	2	33.3%	2	0
ENGINEER/ARCHITECT I	P8913	22	1	0	0.0%	0	0.0%	0	1
ENGINEER/ARCHITECT II	P8914	23	1	0	0.0%	0	0.0%	1	0
ENGINEER/ARCHITECT IV	P8916	26	1	1	100.0%	0	0.0%	0	0

Employees in the licensed engineers bargaining unit, some employees on approved leave without pay on June 30, 2012, and other records being audited by Retirement & Benefits at the time of this report are not included in these calculations.

Calculations are based on retirement dates projected by Division of Retirement & Benefits.

RETIREMENT PROJECTIONS BY DEPARTMENT & JOB CLASS

Department of Natural Resources									
Job Class	Job Class Code	Range	Employee Count	Eligible to Retire					No Retirement Date Available
				Less than 1 Year	% Less than 1 Year	Between 1 and 5 years	% Between 1 and 5 years	More than 5 years	
ENGINEERING ASSISTANT I	P8910	17	1	0	0.0%	0	0.0%	0	1
ENGINEERING ASSISTANT I, DEC	P8654	17	1	0	0.0%	0	0.0%	0	1
ENGINEERING ASSISTANT II	P8911	19	5	0	0.0%	0	0.0%	0	5
ENGINEERING ASSISTANT III	P8912	21	2	0	0.0%	0	0.0%	1	1
ENGINEERING ASSOCIATE	P8925	21	2	0	0.0%	0	0.0%	2	0
ENVIRON IMPACT ANALYST II	P8542	17	1	0	0.0%	0	0.0%	0	1
EQUIP OPERATOR (F/LJ/J/SJ)	P9511	53	2	0	0.0%	2	100.0%	0	0
EQUIP OPERATOR (F/LJ/J/SJ)	P9511	56	1	1	100.0%	0	0.0%	0	0
EXEC DIR AK MH LANDS TRUST OFF	X2003	28	1	1	100.0%	0	0.0%	0	0
EXEC SECRETARY III	P1156	16	1	0	0.0%	0	0.0%	1	0
EXECUTIVE DIRECTOR, CACFA	K0056	22	1	1	100.0%	0	0.0%	0	0
FOOD SERVICE (F/L/J/SJ)	P9101	56	1	0	0.0%	0	0.0%	1	0
FOOD SERVICE (F/L/J/SJ)	P9101	57	1	0	0.0%	0	0.0%	1	0
FOOD SERVICE (F/L/J/SJ)	P9101	61	2	1	50.0%	0	0.0%	0	1
FORESTER I	P6621	14	1	0	0.0%	0	0.0%	0	1
FORESTER II	P6622	16	18	2	11.1%	3	16.7%	6	7
FORESTER III	P6623	18	12	4	33.3%	4	33.3%	3	1
FORESTER IV	P6624	20	7	2	28.6%	1	14.3%	3	1
FORESTER V	K0016	22	3	2	66.7%	1	33.3%	0	0
GEOLOGICAL SCIENTIST I	K0014	22	3	2	66.7%	0	0.0%	1	0
GEOLOGIST II	P8341	17	6	1	16.7%	0	0.0%	3	2
GEOLOGIST III	P8342	19	9	0	0.0%	1	11.1%	5	3
GEOLOGIST IV	P8343	21	9	1	11.1%	1	11.1%	3	4
GEOLOGIST V	P8344	22	5	2	40.0%	0	0.0%	3	0
GIS ANALYST I	K0102	15	3	0	0.0%	0	0.0%	1	2
GIS ANALYST II	K0103	17	7	1	14.3%	1	14.3%	4	1
GIS ANALYST III	K0104	19	5	0	0.0%	1	20.0%	1	3

Employees in the licensed engineers bargaining unit, some employees on approved leave without pay on June 30, 2012, and other records being audited by Retirement & Benefits at the time of this report are not included in these calculations.

Calculations are based on retirement dates projected by Division of Retirement & Benefits.

RETIREMENT PROJECTIONS BY DEPARTMENT & JOB CLASS

Department of Natural Resources									
Job Class	Job Class Code	Range	Employee Count	Eligible to Retire					No Retirement Date Available
				Less than 1 Year	% Less than 1 Year	Between 1 and 5 years	% Between 1 and 5 years	More than 5 years	
GIS ANALYST IV	K0105	21	1	0	0.0%	0	0.0%	0	1
GRANTS ADMINISTRATOR II	P2270	17	2	0	0.0%	2	100.0%	0	0
GRANTS ADMINISTRATOR III	P2271	19	1	0	0.0%	0	0.0%	0	1
HISTORIAN I	P6744	16	3	1	33.3%	0	0.0%	1	1
HISTORIAN II	P6745	18	3	1	33.3%	0	0.0%	1	1
HISTORIAN III	P6743	19	1	1	100.0%	0	0.0%	0	0
HYDROLOGIST I	P8326	16	1	1	100.0%	0	0.0%	0	0
HYDROLOGIST II	P8327	18	3	1	33.3%	0	0.0%	2	0
HYDROLOGIST III	P8328	20	1	0	0.0%	0	0.0%	0	1
INFORMATION OFFICER II	P3614	17	1	0	0.0%	0	0.0%	0	1
INFORMATION OFFICER III	P3615	20	1	0	0.0%	0	0.0%	0	1
LAND SURVEY ASST II	P8833	18	2	0	0.0%	0	0.0%	0	2
LAND SURVEY MANAGER I	K0062	23	1	1	100.0%	0	0.0%	0	0
LAND SURVEY MANAGER II	K0063	24	1	1	100.0%	0	0.0%	0	0
LAND SURVEY TECHNICIAN	K0060	14	1	0	0.0%	0	0.0%	0	1
LAND SURVEYOR I	P8835	21	6	3	50.0%	1	16.7%	2	0
LAND SURVEYOR II	P8836	22	4	0	0.0%	0	0.0%	3	1
LARGE PROJECT COORDINATOR	X1406	23	6	0	0.0%	1	16.7%	4	1
LARGE PROJECT COORDINATOR	X1406	26	1	0	0.0%	0	0.0%	1	0
LOAN/COLLECTION OFF I	P2113	16	1	0	0.0%	0	0.0%	0	1
MAIL SVCS COURIER	P1132	9	1	0	0.0%	0	0.0%	0	1
MAINT GEN (F/L/J/SJ)	P9311	53	1	0	0.0%	0	0.0%	1	0
MAINT GEN (F/L/J/SJ)	P9311	54	9	2	22.2%	1	11.1%	4	2
MAINT GEN (F/L/J/SJ)	P9311	56	7	1	14.3%	0	0.0%	0	6
MAINT GEN (F/L/J/SJ)	P9311	58	6	0	0.0%	0	0.0%	1	5
MECH AIRCRAFT	P9336	53	1	0	0.0%	0	0.0%	1	0
MECH AUTO	P9331	54	4	0	0.0%	0	0.0%	1	3

Employees in the licensed engineers bargaining unit, some employees on approved leave without pay on June 30, 2012, and other records being audited by Retirement & Benefits at the time of this report are not included in these calculations.

Calculations are based on retirement dates projected by Division of Retirement & Benefits.

RETIREMENT PROJECTIONS BY DEPARTMENT & JOB CLASS

Department of Natural Resources									
Job Class	Job Class Code	Range	Employee Count	Eligible to Retire					No Retirement Date Available
				Less than 1 Year	% Less than 1 Year	Between 1 and 5 years	% Between 1 and 5 years	More than 5 years	
MECH AUTO	P9331	56	1	0	0.0%	1	100.0%	0	0
MICRO/NETWORK SPEC I	P1633	18	4	1	25.0%	0	0.0%	3	0
MICRO/NETWORK SPEC II	P1634	20	2	0	0.0%	0	0.0%	2	0
MICRO/NETWORK TECH I	P1631	14	2	1	50.0%	0	0.0%	0	1
MICRO/NETWORK TECH II	P1632	16	4	1	25.0%	0	0.0%	2	1
NATURAL RESOURCE MGR I	P6654	18	16	2	12.5%	2	12.5%	8	4
NATURAL RESOURCE MGR II	P6655	20	14	4	28.6%	3	21.4%	5	2
NATURAL RESOURCE MGR III	P6656	22	10	6	60.0%	2	20.0%	2	0
NATURAL RESOURCE SPEC I	P6641	14	23	2	8.7%	3	13.0%	6	12
NATURAL RESOURCE SPEC II	P6642	16	57	7	12.3%	1	1.8%	21	28
NATURAL RESOURCE SPEC III	P6643	18	44	8	18.2%	1	2.3%	21	14
NATURAL RESOURCE SPEC IV	P6644	21	5	0	0.0%	0	0.0%	5	0
NATURAL RESOURCE SPEC V	P6645	23	5	1	20.0%	1	20.0%	2	1
NATURAL RESOURCE TECH I	P6631	10	3	0	0.0%	0	0.0%	1	2
NATURAL RESOURCE TECH II	P6632	12	27	3	11.1%	1	3.7%	7	16
NATURAL RESOURCE TECH III	P6633	14	3	1	33.3%	0	0.0%	1	1
OFFICE ASSISTANT I	P1134	8	7	0	0.0%	0	0.0%	2	5
OFFICE ASSISTANT II	P1135	10	14	2	14.3%	3	21.4%	3	6
OFFICE ASSISTANT III	K0077	11	1	0	0.0%	1	100.0%	0	0
OIL & GAS REVENUE AUDIT MASTER	X1630	26	1	0	0.0%	1	100.0%	0	0
OIL & GAS REVENUE AUDITOR I	P1273	18	1	0	0.0%	0	0.0%	0	1
OIL & GAS REVENUE AUDITOR III	P1275	22	3	0	0.0%	0	0.0%	3	0
OIL & GAS REVENUE AUDITOR IV	P1276	24	2	0	0.0%	1	50.0%	1	0
PARK RANGER I	P6705	16	18	3	16.7%	1	5.6%	7	7
PARK RANGER II	P6706	18	10	1	10.0%	2	20.0%	6	1
PARK SPECIALIST	P6708	14	7	0	0.0%	3	42.9%	3	1
PARK SUPERINTENDENT	P6707	20	5	2	40.0%	2	40.0%	1	0

Employees in the licensed engineers bargaining unit, some employees on approved leave without pay on June 30, 2012, and other records being audited by Retirement & Benefits at the time of this report are not included in these calculations.

Calculations are based on retirement dates projected by Division of Retirement & Benefits.

RETIREMENT PROJECTIONS BY DEPARTMENT & JOB CLASS

Department of Natural Resources									
Job Class	Job Class Code	Range	Employee Count	Eligible to Retire					No Retirement Date Available
				Less than 1 Year	% Less than 1 Year	Between 1 and 5 years	% Between 1 and 5 years	More than 5 years	
PETROLEUM ENGINEER	X1244	26	1	0	0.0%	1	100.0%	0	0
PETROLEUM FACIL INTEG/COMP MGR	X1574	26	1	1	100.0%	0	0.0%	0	0
PETROLEUM GEOLOGIST I	X0527	26	7	2	28.6%	1	14.3%	4	0
PETROLEUM GEOLOGIST II	X0524	26	3	0	0.0%	2	66.7%	0	1
PETROLEUM GEOPHYSICIST I	X1541	26	1	0	0.0%	0	0.0%	1	0
PETROLEUM LAND MANAGER	X0339	26	4	2	50.0%	2	50.0%	0	0
PETROLEUM MANAGER	X0531	26	1	1	100.0%	0	0.0%	0	0
PETROLEUM MARKET ANALYST	X0533	26	1	1	100.0%	0	0.0%	0	0
PETROLEUM RESERVOIR ENGINEER	X0529	26	4	0	0.0%	1	25.0%	1	2
PLANNER III	P2293	19	1	1	100.0%	0	0.0%	0	0
PROCUREMENT SPEC I	P1331	14	2	0	0.0%	1	50.0%	1	0
PROCUREMENT SPEC II	P1332	16	2	2	100.0%	0	0.0%	0	0
PROCUREMENT SPEC IV	P1334	20	1	0	0.0%	1	100.0%	0	0
PROGRAM COORDINATOR I	K0071	18	1	0	0.0%	0	0.0%	1	0
PROGRAM COORDINATOR II	K0072	20	2	1	50.0%	0	0.0%	0	1
PROJECT ASSISTANT	K0070	16	3	0	0.0%	0	0.0%	1	2
PROJECT ASSISTANT	X0852	20	1	0	0.0%	0	0.0%	0	1
PROJECT ASSISTANT	X0852	23	1	0	0.0%	0	0.0%	0	1
PROJECT MANAGER	X1223	26	1	0	0.0%	0	0.0%	1	0
PUBLICATIONS SPEC I	P3606	13	2	0	0.0%	1	50.0%	0	1
PUBLICATIONS SPEC II	P3607	16	3	0	0.0%	1	33.3%	1	1
PUBLICATIONS SPEC III	P3608	19	2	0	0.0%	1	50.0%	0	1
RADIO DISPATCHER II	P1115	12	1	0	0.0%	0	0.0%	1	0
RECORDER I	P7520	10	9	0	0.0%	1	11.1%	0	8
RECORDER II	P7521	11	23	6	26.1%	0	0.0%	5	12
RECORDER III	P7522	13	4	0	0.0%	2	50.0%	1	1
RECORDER IV	P7523	15	3	1	33.3%	0	0.0%	2	0

Employees in the licensed engineers bargaining unit, some employees on approved leave without pay on June 30, 2012, and other records being audited by Retirement & Benefits at the time of this report are not included in these calculations.

Calculations are based on retirement dates projected by Division of Retirement & Benefits.

RETIREMENT PROJECTIONS BY DEPARTMENT & JOB CLASS

Department of Natural Resources									
Job Class	Job Class Code	Range	Employee Count	Eligible to Retire					No Retirement Date Available
				Less than 1 Year	% Less than 1 Year	Between 1 and 5 years	% Between 1 and 5 years	More than 5 years	
RECORDER MGR	P7524	17	2	0	0.0%	0	0.0%	2	0
RECORDER TECHNICIAN	P7527	12	5	0	0.0%	3	60.0%	1	1
RECORDER TECHNICIAN SUPERVISOR	P7528	15	1	0	0.0%	0	0.0%	1	0
SAFETY OFFICER	P1947	18	1	0	0.0%	1	100.0%	0	0
SECRETARY	P1151	11	1	0	0.0%	0	0.0%	0	1
SPEC ASST TO THE COMM II	P1918	23	2	0	0.0%	0	0.0%	1	1
STATE LOGISTIC CTR COORDINATOR	K0013	16	1	1	100.0%	0	0.0%	0	0
STATE RECORDER	P7526	22	1	1	100.0%	0	0.0%	0	0
STOCK & PARTS SVCS (L/J/SJ)	P9911	53	1	0	0.0%	0	0.0%	1	0
STOCK & PARTS SVCS (L/J/SJ)	P9911	54	3	0	0.0%	0	0.0%	2	1
STOCK & PARTS SVCS (L/J/SJ)	P9911	55	4	0	0.0%	1	25.0%	2	1
STOCK & PARTS SVCS (L/J/SJ)	P9911	57	10	1	10.0%	0	0.0%	4	5
TECH ENG / ARCHITECT II	P8921	25	1	0	0.0%	0	0.0%	1	0
TECHNICAL ENG I/ARCHITECT I	P8920	24	1	0	0.0%	0	0.0%	1	0
TRAINING SPECIALIST I	P1471	16	1	1	100.0%	0	0.0%	0	0
TRUST RESOURCE MANAGER	X2005	17	1	0	0.0%	0	0.0%	1	0
TRUST RESOURCE MANAGER	X2005	18	1	0	0.0%	0	0.0%	1	0
TRUST RESOURCE MANAGER	X2005	20	2	0	0.0%	1	50.0%	1	0
TRUST RESOURCE MANAGER	X2005	21	2	1	50.0%	0	0.0%	1	0
TRUST RESOURCE MANAGER	X2005	22	2	1	50.0%	0	0.0%	0	1
TRUST RESOURCE MANAGER	X2005	23	2	1	50.0%	0	0.0%	1	0
TRUST RESOURCE MANAGER	X2005	26	1	0	0.0%	0	0.0%	0	1
TRUST RESOURCE TECHNICIAN	X2006	14	1	0	0.0%	0	0.0%	0	1
TRUST RESOURCE TECHNICIAN	X2006	16	1	0	0.0%	0	0.0%	0	1
WILDLAND FIRE DISPATCHER I	K0008	11	1	0	0.0%	0	0.0%	0	1
WILDLAND FIRE DISPATCHER II	K0009	13	15	4	26.7%	1	6.7%	4	6
WILDLAND FIRE DISPATCHER III	K0010	15	6	3	50.0%	1	16.7%	2	0

Employees in the licensed engineers bargaining unit, some employees on approved leave without pay on June 30, 2012, and other records being audited by Retirement & Benefits at the time of this report are not included in these calculations.

Calculations are based on retirement dates projected by Division of Retirement & Benefits.

RETIREMENT PROJECTIONS BY DEPARTMENT & JOB CLASS

Department of Natural Resources									
				Eligible to Retire					
Job Class	Job Class Code	Range	Employee Count	Less than 1 Year	% Less than 1 Year	Between 1 and 5 years	% Between 1 and 5 years	More than 5 years	No Retirement Date Available
WILDLAND FIRE/RESOURC TECH III	P6607	12	42	3	7.1%	0	0.0%	26	13
WILDLAND FIRE/RESOURCE TECH I	P6605	8	5	0	0.0%	0	0.0%	0	5
WILDLAND FIRE/RESOURCE TECH II	P6606	10	27	0	0.0%	0	0.0%	3	24
WILDLAND FIRE/RESOURCE TECH IV	P6608	14	14	2	14.3%	0	0.0%	10	2
WILDLAND FIRE/RESOURCE TECH V	K0011	15	8	3	37.5%	0	0.0%	2	3
Employees in the licensed engineers bargaining unit, some employees on approved leave without pay on June 30, 2012, and other records being audited by Retirement & Benefits at the time of this report are not included in these calculations.									
Calculations are based on retirement dates projected by Division of Retirement & Benefits.									



RETIREMENT PROJECTIONS BY DEPARTMENT & JOB CLASS

Department of Public Safety									
Job Class	Job Class Code	Range	Employee Count	Eligible to Retire					No Retirement Date Available
				Less than 1 Year	% Less than 1 Year	Between 1 and 5 years	% Between 1 and 5 years	More than 5 years	
ACCOUNTANT III	P1206	18	1	0	0.0%	0	0.0%	0	1
ACCOUNTANT V	P1208	22	1	0	0.0%	0	0.0%	1	0
ACCOUNTING CLERK	P1203	10	5	1	20.0%	0	0.0%	0	4
ACCOUNTING TECH I	P1210	12	3	0	0.0%	0	0.0%	0	3
ACCOUNTING TECH II	P1211	14	2	0	0.0%	0	0.0%	2	0
ACCOUNTING TECH III	P1212	16	2	0	0.0%	0	0.0%	1	1
ADMIN ASST III	K0053	15	5	1	20.0%	0	0.0%	4	0
ADMIN INVESTIGATOR I - DPS	K0074	21	1	0	0.0%	0	0.0%	1	0
ADMIN INVESTIGATOR II - DPS	K0075	22	1	0	0.0%	1	100.0%	0	0
ADMIN OPERATIONS MGR I	K0021	22	1	0	0.0%	1	100.0%	0	0
ADMINISTRATIVE ASSISTANT I	K0017	12	13	2	15.4%	2	15.4%	6	3
ADMINISTRATIVE ASSISTANT II	K0018	14	12	2	16.7%	4	33.3%	4	2
ADMINISTRATIVE OFFICER I	K0019	17	1	0	0.0%	0	0.0%	1	0
ADMINISTRATIVE OFFICER II	K0020	19	1	1	100.0%	0	0.0%	0	0
AIRCRAFT PILOT I	P9631	16	1	1	100.0%	0	0.0%	0	0
AIRCRAFT PILOT II	P9632	19	3	1	33.3%	1	33.3%	1	0
AIRCRAFT SUPERVISOR	P9638	20	1	0	0.0%	0	0.0%	1	0
AK AUTO FP ID SYS OP I	P7752	15	3	1	33.3%	0	0.0%	0	2
AK AUTO FP ID SYS OP II	P7753	17	1	1	100.0%	0	0.0%	0	0
ANALYST/PROGRAMMER III	P1623	18	2	0	0.0%	0	0.0%	0	2
ANALYST/PROGRAMMER IV	P1624	20	5	1	20.0%	0	0.0%	1	3
ANALYST/PROGRAMMER V	P1625	22	4	3	75.0%	0	0.0%	0	1
ASST ST FIRE MARSHAL	P7865	22	1	0	0.0%	1	100.0%	0	0
BOAT OFFICER I	P9655	13	3	0	0.0%	0	0.0%	2	1
BOAT OFFICER III	P9657	17	4	0	0.0%	0	0.0%	3	1
BOAT OFFICER IV	P9658	19	2	0	0.0%	1	50.0%	1	0
BUDGET ANALYST III	P1463	19	1	1	100.0%	0	0.0%	0	0
Employees in the licensed engineers bargaining unit, some employees on approved leave without pay on June 30, 2012, and other records being audited by Retirement & Benefits at the time of this report are not included in these calculations.									
Calculations are based on retirement dates projected by Division of Retirement & Benefits.									

Executive Branch Employees: Classified (Permanent, Probationary, and Provisional), Partially Exempt, and Exempt

RETIREMENT PROJECTIONS BY DEPARTMENT & JOB CLASS

Department of Public Safety									
Job Class	Job Class Code	Range	Employee Count	Eligible to Retire					No Retirement Date Available
				Less than 1 Year	% Less than 1 Year	Between 1 and 5 years	% Between 1 and 5 years	More than 5 years	
BUILDING MGMT SPECIALIST	P8458	19	1	1	100.0%	0	0.0%	0	0
BUILDING PLANS EXAMINER I	P7866	19	4	1	25.0%	0	0.0%	1	2
BUSINESS REG EXAMINER	P2320	13	2	0	0.0%	0	0.0%	0	2
CAPTAIN, AK STATE TROOPERS	P7708	24	10	8	80.0%	2	20.0%	0	0
CHIEF, CRIM REC & ID BUREAU	P7755	22	1	1	100.0%	0	0.0%	0	0
COMM CENTER SUPVR, PS	P1120	14	1	1	100.0%	0	0.0%	0	0
COMMISSIONER	X0003	0	1	1	100.0%	0	0.0%	0	0
CORPORAL PS	P7704	77	5	0	0.0%	0	0.0%	4	1
COURT SERVICES OFFICER	P7702	74	58	6	10.3%	5	8.6%	26	21
CRIMINAL JUSTICE PLANNER	P2221	21	1	0	0.0%	0	0.0%	0	1
CRIMINAL JUSTICE SPECIALIST	P7013	16	1	0	0.0%	0	0.0%	1	0
CRIMINAL JUSTICE TECHNICIAN I	P7011	12	30	4	13.3%	4	13.3%	17	5
CRIMINAL JUSTICE TECHNICIAN II	P7012	14	6	1	16.7%	0	0.0%	5	0
DATA COMMUNICATIONS SPEC II	P1662	21	1	0	0.0%	0	0.0%	1	0
DATA PROCESSING MGR I	P1641	22	1	0	0.0%	0	0.0%	0	1
DATA PROCESSING MGR III	P1643	24	1	0	0.0%	0	0.0%	1	0
DEP COMMISSIONER	P1951	28	1	1	100.0%	0	0.0%	0	0
DEP FIRE MARSHAL I	P7864	76	6	1	16.7%	1	16.7%	2	2
DEP FIRE MARSHAL II	P7862	21	2	1	50.0%	0	0.0%	1	0
DIVISION DIRECTOR	P1901	27	5	4	80.0%	1	20.0%	0	0
ENVIRO SERVICES (F/L/J)	P9171	60	2	1	50.0%	0	0.0%	0	1
EX DIR AK POLICE STD CNCL ADMI	P7780	23	1	1	100.0%	0	0.0%	0	0
EXEC SECRETARY II	P1154	14	1	0	0.0%	1	100.0%	0	0
EXECUTIVE DIRECTOR CDVSA	X1999	24	1	0	0.0%	0	0.0%	0	1
FIRE TRAINING ADMIN	P7861	21	2	0	0.0%	0	0.0%	0	2
FIRE TRAINING SPECIALIST	P7860	19	4	1	25.0%	0	0.0%	3	0
FORENSIC LABORATORY MANAGER	K0041	23	1	0	0.0%	0	0.0%	0	1

Employees in the licensed engineers bargaining unit, some employees on approved leave without pay on June 30, 2012, and other records being audited by Retirement & Benefits at the time of this report are not included in these calculations.

Calculations are based on retirement dates projected by Division of Retirement & Benefits.

Executive Branch Employees: Classified (Permanent, Probationary, and Provisional), Partially Exempt, and Exempt

RETIREMENT PROJECTIONS BY DEPARTMENT & JOB CLASS

Department of Public Safety									
Job Class	Job Class Code	Range	Employee Count	Eligible to Retire					No Retirement Date Available
				Less than 1 Year	% Less than 1 Year	Between 1 and 5 years	% Between 1 and 5 years	More than 5 years	
FORENSIC SCIENT/DNA TECH MGR	K0040	22	1	0	0.0%	1	100.0%	0	0
FORENSIC SCIENTIST I - DNA	K0036	15	1	0	0.0%	0	0.0%	0	1
FORENSIC SCIENTIST II- DNA	K0037	17	3	0	0.0%	0	0.0%	1	2
FORENSIC SCIENTIST III - DNA	K0038	19	5	0	0.0%	0	0.0%	1	4
FORENSIC SCIENTIST III-CHEMIST	K0030	19	6	0	0.0%	0	0.0%	3	3
FORENSIC SCIENTIST III-PHYSIC	K0034	19	5	1	20.0%	1	20.0%	2	1
FORENSIC SCIENTIST IV - DNA	K0039	21	1	0	0.0%	0	0.0%	0	1
FORENSIC SCIENTIST IV-CHEMIST	K0031	21	2	2	100.0%	0	0.0%	0	0
FORENSIC SCIENTIST IV-PHYSICAL	K0035	21	3	0	0.0%	0	0.0%	2	1
FORENSIC TECH II	K0027	15	1	0	0.0%	0	0.0%	1	0
FORENSIC TECHNICIAN I	P5660	13	5	0	0.0%	1	20.0%	1	3
GRANTS ADMINISTRATOR I	P2269	14	1	1	100.0%	0	0.0%	0	0
GRANTS ADMINISTRATOR III	P2271	19	1	0	0.0%	0	0.0%	1	0
INFORMATION OFFICER II	P3614	17	2	0	0.0%	0	0.0%	0	2
INFORMATION OFFICER III	P3615	20	1	0	0.0%	0	0.0%	1	0
INVESTIGATOR III	P7768	18	4	1	25.0%	0	0.0%	2	1
INVESTIGATOR IV	P7769	20	1	0	0.0%	0	0.0%	1	0
LIEUTENANT, AK STATE TROOPERS	P7706	23	27	9	33.3%	13	48.1%	4	1
MAIL SVCS COURIER	P1132	9	1	0	0.0%	1	100.0%	0	0
MAINT GEN (F/L/J/SJ)	P9311	54	1	0	0.0%	0	0.0%	1	0
MAINT SPEC BFC (F/LJ/J)	P9323	51	1	0	0.0%	0	0.0%	1	0
MAJOR, AK STATE TROOPERS	P7709	25	2	2	100.0%	0	0.0%	0	0
MECH AIRCRAFT	P9336	51	1	0	0.0%	0	0.0%	1	0
MECH AIRCRAFT	P9336	53	5	1	20.0%	1	20.0%	1	2
MECH AUTO	P9331	53	1	0	0.0%	0	0.0%	1	0
MICRO/NETWORK SPEC I	P1633	18	3	0	0.0%	0	0.0%	0	3
MICRO/NETWORK SPEC II	P1634	20	2	0	0.0%	0	0.0%	1	1

Employees in the licensed engineers bargaining unit, some employees on approved leave without pay on June 30, 2012, and other records being audited by Retirement & Benefits at the time of this report are not included in these calculations.

Calculations are based on retirement dates projected by Division of Retirement & Benefits.

Executive Branch Employees: Classified (Permanent, Probationary, and Provisional), Partially Exempt, and Exempt

RETIREMENT PROJECTIONS BY DEPARTMENT & JOB CLASS

Department of Public Safety									
Job Class	Job Class Code	Range	Employee Count	Eligible to Retire					No Retirement Date Available
				Less than 1 Year	% Less than 1 Year	Between 1 and 5 years	% Between 1 and 5 years	More than 5 years	
MICRO/NETWORK TECH II	P1632	16	2	1	50.0%	0	0.0%	0	1
OFFICE ASSISTANT I	P1134	8	15	2	13.3%	1	6.7%	2	10
OFFICE ASSISTANT II	P1135	10	40	4	10.0%	4	10.0%	11	21
OFFICE ASSISTANT III	K0077	11	20	6	30.0%	1	5.0%	4	9
OFFICE ASSISTANT IV	P1136	12	1	0	0.0%	0	0.0%	1	0
PARALEGAL II	P7106	16	1	0	0.0%	0	0.0%	1	0
PROCUREMENT SPEC I	P1331	14	1	0	0.0%	0	0.0%	0	1
PROCUREMENT SPEC II	P1332	16	1	0	0.0%	0	0.0%	1	0
PROCUREMENT SPEC III	P1333	18	1	0	0.0%	0	0.0%	0	1
PROCUREMENT SPEC IV	P1334	20	1	0	0.0%	1	100.0%	0	0
PROGRAM COORDINATOR I	K0071	18	3	2	66.7%	1	33.3%	0	0
PROGRAM COORDINATOR II	K0072	20	5	1	20.0%	1	20.0%	3	0
PUBLIC SAFETY TECHNICIAN I	P7725	9	14	0	0.0%	0	0.0%	1	13
PUBLIC SAFETY TECHNICIAN II	P7726	11	9	0	0.0%	0	0.0%	2	7
RADIO DISPATCHER II	P1115	12	27	3	11.1%	2	7.4%	8	14
RADIO DISPATCHER III	P1118	13	6	0	0.0%	1	16.7%	4	1
RECORDS & LICENSING SPVR	P1905	16	2	0	0.0%	0	0.0%	1	1
REGULATIONS SPEC I	P2340	13	1	0	0.0%	0	0.0%	1	0
RESEARCH ANALYST I	P1792	13	1	0	0.0%	0	0.0%	0	1
SECRETARY	P1151	11	4	1	25.0%	0	0.0%	1	2
SERGEANT PS	P7705	78	67	9	13.4%	16	23.9%	39	3
SPEC ASST TO THE COMM II	P1918	23	2	0	0.0%	1	50.0%	1	0
STATE TROOPER	P7703	76	258	12	4.7%	15	5.8%	136	95
STATE TROOPER RECRUIT	P7710	74	10	0	0.0%	0	0.0%	0	10
STATISTICAL TECHNICIAN II	P1707	14	1	0	0.0%	0	0.0%	1	0
STOCK & PARTS SVCS (L/J/SJ)	P9911	55	1	1	100.0%	0	0.0%	0	0
SUPPLY TECHNICIAN II	P1311	12	1	0	0.0%	0	0.0%	1	0

Employees in the licensed engineers bargaining unit, some employees on approved leave without pay on June 30, 2012, and other records being audited by Retirement & Benefits at the time of this report are not included in these calculations.

Calculations are based on retirement dates projected by Division of Retirement & Benefits.

Executive Branch Employees: Classified (Permanent, Probationary, and Provisional), Partially Exempt, and Exempt

RETIREMENT PROJECTIONS BY DEPARTMENT & JOB CLASS

Department of Public Safety									
				Eligible to Retire					
Job Class	Job Class Code	Range	Employee Count	Less than 1 Year	% Less than 1 Year	Between 1 and 5 years	% Between 1 and 5 years	More than 5 years	No Retirement Date Available
TAP FIRE SAFETY SPECIALIST	P7868	21	1	0	0.0%	0	0.0%	1	0
TELECOMM PLANNER I	P2255	21	1	0	0.0%	0	0.0%	1	0
TRAINING SPECIALIST I	P1471	16	1	0	0.0%	0	0.0%	1	0
VESSEL TECHNICIAN II	P9665	16	3	0	0.0%	0	0.0%	3	0
VISUAL INFO SPEC	P3612	17	1	0	0.0%	0	0.0%	1	0
Employees in the licensed engineers bargaining unit, some employees on approved leave without pay on June 30, 2012, and other records being audited by Retirement & Benefits at the time of this report are not included in these calculations.									
Calculations are based on retirement dates projected by Division of Retirement & Benefits.									



RETIREMENT PROJECTIONS BY DEPARTMENT & JOB CLASS

Department of Revenue									
Job Class	Job Class Code	Range	Employee Count	Eligible to Retire					No Retirement Date Available
				Less than 1 Year	% Less than 1 Year	Between 1 and 5 years	% Between 1 and 5 years	More than 5 years	
ACCOUNTANT	X0225	19	2	0	0.0%	1	50.0%	1	0
ACCOUNTANT	X0701	16	3	0	0.0%	1	33.3%	0	2
ACCOUNTANT	X0701	18	1	0	0.0%	0	0.0%	1	0
ACCOUNTANT III	P1206	18	4	0	0.0%	0	0.0%	3	1
ACCOUNTANT IV	P1207	20	6	2	33.3%	1	16.7%	2	1
ACCOUNTING CLERK	P1203	10	6	0	0.0%	1	16.7%	1	4
ACCOUNTING TECH I	P1210	12	10	1	10.0%	3	30.0%	1	5
ACCOUNTING TECH II	P1211	14	17	1	5.9%	2	11.8%	11	3
ACCOUNTING TECH III	P1212	16	13	0	0.0%	2	15.4%	9	2
ACCOUNTING TECHNICIAN IV	P1235	18	1	0	0.0%	0	0.0%	1	0
ADMIN ASST III	K0053	15	1	0	0.0%	0	0.0%	0	1
ADMIN OPERATIONS MGR I	K0021	22	1	0	0.0%	0	0.0%	1	0
ADMINISTRATIVE ASSISTANT	X0033	12	1	0	0.0%	0	0.0%	0	1
ADMINISTRATIVE ASSISTANT	X0941	12	1	0	0.0%	0	0.0%	0	1
ADMINISTRATIVE ASSISTANT I	K0017	12	4	0	0.0%	0	0.0%	1	3
ADMINISTRATIVE ASSISTANT II	K0018	14	7	0	0.0%	1	14.3%	3	3
ADMINISTRATIVE MANAGER	X1266	20	1	0	0.0%	0	0.0%	1	0
ADMINISTRATIVE OFFICER	X0044	20	1	0	0.0%	1	100.0%	0	0
ADMINISTRATIVE OFFICER	X0659	18	1	0	0.0%	0	0.0%	1	0
ADMINISTRATIVE OFFICER I	K0019	17	3	1	33.3%	0	0.0%	1	1
ADMINISTRATIVE OFFICER II	K0020	19	3	0	0.0%	0	0.0%	2	1
ADMINISTRATIVE SPECIALIST	X0553	14	2	0	0.0%	1	50.0%	1	0
ADMINISTRATIVE SPECIALIST	X0553	15	1	0	0.0%	1	100.0%	0	0
ADMINISTRATIVE SPECIALIST	X0553	16	1	0	0.0%	0	0.0%	0	1
ADMINISTRATIVE SPECIALIST	X0553	18	1	0	0.0%	0	0.0%	1	0
ANALYST/PROGRAMMER I	P1621	14	2	0	0.0%	0	0.0%	0	2
ANALYST/PROGRAMMER II	P1622	16	2	0	0.0%	0	0.0%	0	2

Employees in the licensed engineers bargaining unit, some employees on approved leave without pay on June 30, 2012, and other records being audited by Retirement & Benefits at the time of this report are not included in these calculations.

Calculations are based on retirement dates projected by Division of Retirement & Benefits.

Executive Branch Employees: Classified (Permanent, Probationary, and Provisional), Partially Exempt, and Exempt

RETIREMENT PROJECTIONS BY DEPARTMENT & JOB CLASS

Department of Revenue									
Job Class	Job Class Code	Range	Employee Count	Eligible to Retire					No Retirement Date Available
				Less than 1 Year	% Less than 1 Year	Between 1 and 5 years	% Between 1 and 5 years	More than 5 years	
ANALYST/PROGRAMMER III	P1623	18	4	2	50.0%	0	0.0%	0	2
ANALYST/PROGRAMMER IV	P1624	20	7	0	0.0%	1	14.3%	4	2
ANALYST/PROGRAMMER V	P1625	22	2	1	50.0%	0	0.0%	1	0
ASSISTANT INVESTMENT OFFICER	X1182	16	1	0	0.0%	0	0.0%	0	1
ASSISTANT INVESTMENT OFFICER	X1182	20	2	1	50.0%	0	0.0%	0	1
ASST CHF,REVENUE ECON RESEARCH	K0064	25	1	0	0.0%	0	0.0%	1	0
ASST LONG TERM CARE OMBUDSMAN	X1458	18	1	0	0.0%	0	0.0%	1	0
ASST LTC OMB/VOL COORD	X1512	18	1	0	0.0%	1	100.0%	0	0
AUDIT MASTER	X1639	27	3	0	0.0%	2	66.7%	0	1
BUDGET COORDINATOR	X1485	19	1	0	0.0%	1	100.0%	0	0
BUDGET MANAGER	P1465	22	1	0	0.0%	0	0.0%	1	0
CHIEF EXECUTIVE OFFICER	X1486	27	1	0	0.0%	1	100.0%	0	0
CHIEF FINANCIAL OFFICER	X0428	24	1	0	0.0%	0	0.0%	1	0
CHIEF FINANCIAL OFFICER	X0428	30	1	0	0.0%	0	0.0%	1	0
CHIEF INVESTMENT OFFICER	X0426	30	1	0	0.0%	0	0.0%	0	1
CHIEF OF REVENUE OPERATIONS	P1265	26	1	0	0.0%	0	0.0%	0	1
CHIEF OPERATING OFFICER	X1487	26	1	0	0.0%	1	100.0%	0	0
CHILD SUPPORT MANAGER	P4153	21	2	1	50.0%	1	50.0%	0	0
CHILD SUPPORT SPEC I	P4150	14	84	9	10.7%	12	14.3%	37	26
CHILD SUPPORT SPEC II	P4151	16	20	5	25.0%	3	15.0%	10	2
CHILD SUPPORT SPEC III	P4152	18	6	0	0.0%	3	50.0%	3	0
COMMERCIAL ANALYST	X0338	27	2	1	50.0%	0	0.0%	1	0
COMMISSIONER	X0003	0	1	0	0.0%	0	0.0%	1	0
COMMUNICATIONS MANAGER	X0285	21	1	1	100.0%	0	0.0%	0	0
CONTROLLER	X0560	24	1	0	0.0%	0	0.0%	1	0
CORPORATE INCOME TAX AUDIT II	P1283	20	2	0	0.0%	0	0.0%	0	2
CORPORATE INCOME TAX AUDIT III	P1284	22	2	0	0.0%	0	0.0%	1	1

Employees in the licensed engineers bargaining unit, some employees on approved leave without pay on June 30, 2012, and other records being audited by Retirement & Benefits at the time of this report are not included in these calculations.

Calculations are based on retirement dates projected by Division of Retirement & Benefits.

Executive Branch Employees: Classified (Permanent, Probationary, and Provisional), Partially Exempt, and Exempt

RETIREMENT PROJECTIONS BY DEPARTMENT & JOB CLASS

Department of Revenue									
Job Class	Job Class Code	Range	Employee Count	Eligible to Retire					No Retirement Date Available
				Less than 1 Year	% Less than 1 Year	Between 1 and 5 years	% Between 1 and 5 years	More than 5 years	
CORPORATE INCOME TAX AUDIT IV	P1285	24	3	0	0.0%	0	0.0%	1	2
DATA PROCESSING MGR I	P1641	22	2	0	0.0%	0	0.0%	1	1
DATA PROCESSING MGR II	P1642	23	2	2	100.0%	0	0.0%	0	0
DATA PROCESSING MGR III	P1643	24	2	0	0.0%	1	50.0%	1	0
DATABASE SPECIALIST III	P1828	22	1	0	0.0%	0	0.0%	1	0
DEP COMMISSIONER	P1951	28	2	0	0.0%	0	0.0%	1	1
DEPT INVESTIGATIONS MANAGER	K0110	22	1	0	0.0%	0	0.0%	1	0
DEPUTY DIRECTOR	K0054	25	1	0	0.0%	0	0.0%	0	1
DEPUTY DIRECTOR, TAX DIVISION	P1267	27	1	0	0.0%	0	0.0%	1	0
DEPUTY LONG TERM CARE OMBUDSMA	X1740	21	1	0	0.0%	0	0.0%	0	1
DIR OF INFORMATION TECHNOLOGY	X1314	24	1	0	0.0%	0	0.0%	1	0
DIRECTOR OF COMMUNICATIONS-PFC	X0559	24	1	0	0.0%	0	0.0%	1	0
DIRECTOR, TAX DIVISION	K0005	27	1	0	0.0%	0	0.0%	0	1
DIVISION DIRECTOR	P1901	27	3	2	66.7%	0	0.0%	0	1
ECONOMIST II	P2207	18	1	0	0.0%	0	0.0%	0	1
ECONOMIST III	P2208	20	2	1	50.0%	0	0.0%	0	1
EXECUTIVE DIRECTOR,PFC	X0467	30	1	1	100.0%	0	0.0%	0	0
GENERAL COUNSEL	X1651	25	1	0	0.0%	0	0.0%	0	1
GRANTS ACCOUNTABILITY MANAGER	X1654	19	1	0	0.0%	0	0.0%	0	1
GRANTS ADMINISTRATOR MANAGER	X1652	21	1	0	0.0%	0	0.0%	1	0
INCOME & EXCISE TAX SPECIALIST	P1286	25	1	1	100.0%	0	0.0%	0	0
INFORMATION SYSTEM COORDINATOR	K0085	18	1	0	0.0%	0	0.0%	0	1
INFORMATION TECHNOLOGY SPEC	X1312	20	2	0	0.0%	0	0.0%	1	1
INTERNAL AUDITOR I	P1290	16	1	0	0.0%	0	0.0%	1	0
INTERNAL AUDITOR II	P1291	19	1	1	100.0%	0	0.0%	0	0
INVESTIGATOR II	P7767	16	1	0	0.0%	0	0.0%	0	1
INVESTIGATOR III	P7768	18	7	1	14.3%	0	0.0%	4	2

Employees in the licensed engineers bargaining unit, some employees on approved leave without pay on June 30, 2012, and other records being audited by Retirement & Benefits at the time of this report are not included in these calculations.

Calculations are based on retirement dates projected by Division of Retirement & Benefits.

Executive Branch Employees: Classified (Permanent, Probationary, and Provisional), Partially Exempt, and Exempt

RETIREMENT PROJECTIONS BY DEPARTMENT & JOB CLASS

Department of Revenue									
Job Class	Job Class Code	Range	Employee Count	Eligible to Retire					No Retirement Date Available
				Less than 1 Year	% Less than 1 Year	Between 1 and 5 years	% Between 1 and 5 years	More than 5 years	
INVESTIGATOR IV	P7769	20	2	1	50.0%	0	0.0%	1	0
INVESTMENT ASSOCIATE	X0557	18	1	0	0.0%	0	0.0%	1	0
INVESTMENT ASSOCIATE	X0557	20	2	1	50.0%	0	0.0%	1	0
INVESTMENT OFFICER	X0554	25	6	0	0.0%	0	0.0%	3	3
LONG TERM CARE SPECIALIST	X1649	16	1	0	0.0%	0	0.0%	1	0
LONG-TERM CARE OMBUDSMAN	P5990	23	1	1	100.0%	0	0.0%	0	0
MICRO/NETWORK SPEC I	P1633	18	4	0	0.0%	1	25.0%	3	0
MICRO/NETWORK SPEC II	P1634	20	1	0	0.0%	0	0.0%	0	1
MICRO/NETWORK TECH I	P1631	14	1	0	0.0%	0	0.0%	1	0
MICRO/NETWORK TECH II	P1632	16	3	1	33.3%	0	0.0%	1	1
MICROFILM/IMAGING OPER I	P9811	10	2	1	50.0%	1	50.0%	0	0
MICROFILM/IMAGING OPER II	P9812	12	2	1	50.0%	0	0.0%	1	0
OFFICE ASSISTANT I	P1134	8	12	2	16.7%	1	8.3%	0	9
OFFICE ASSISTANT II	P1135	10	39	2	5.1%	1	2.6%	10	26
OFFICE ASSISTANT III	K0077	11	2	0	0.0%	0	0.0%	0	2
OIL & GAS REVENUE AUDITOR II	P1274	20	1	0	0.0%	0	0.0%	1	0
OIL & GAS REVENUE AUDITOR III	P1275	22	7	1	14.3%	0	0.0%	2	4
OIL & GAS REVENUE AUDITOR IV	P1276	24	4	1	25.0%	1	25.0%	1	1
OPERATIONS RES ANL I	P1890	21	1	0	0.0%	0	0.0%	0	1
PETROLEUM ECON POLICY ANALYST	K0065	24	1	1	100.0%	0	0.0%	0	0
PETROLEUM ECONOMIST II	P2215	22	1	1	100.0%	0	0.0%	0	0
PFD MANAGER	P1270	22	1	0	0.0%	0	0.0%	0	1
PFD SPECIALIST I	P1218	16	8	1	12.5%	0	0.0%	4	3
PFD SPECIALIST II	P1219	18	2	1	50.0%	0	0.0%	0	1
PFD TECHNICIAN I	P1215	10	2	1	50.0%	0	0.0%	0	1
PFD TECHNICIAN II	P1216	12	19	3	15.8%	2	10.5%	4	10
PFD TECHNICIAN III	P1217	14	5	0	0.0%	1	20.0%	1	3

Employees in the licensed engineers bargaining unit, some employees on approved leave without pay on June 30, 2012, and other records being audited by Retirement & Benefits at the time of this report are not included in these calculations.

Calculations are based on retirement dates projected by Division of Retirement & Benefits.

Executive Branch Employees: Classified (Permanent, Probationary, and Provisional), Partially Exempt, and Exempt

RETIREMENT PROJECTIONS BY DEPARTMENT & JOB CLASS

Department of Revenue									
Job Class	Job Class Code	Range	Employee Count	Eligible to Retire					No Retirement Date Available
				Less than 1 Year	% Less than 1 Year	Between 1 and 5 years	% Between 1 and 5 years	More than 5 years	
PROCUREMENT SPEC III	P1333	18	1	0	0.0%	0	0.0%	1	0
PROGRAM COORDINATOR II	K0072	20	1	0	0.0%	0	0.0%	1	0
PROGRAM MANAGER	X0232	22	1	0	0.0%	0	0.0%	0	1
REVENUE APPEALS OFFICER II	P7306	25	4	1	25.0%	0	0.0%	2	1
REVENUE APPEALS SUPERVISOR	P7307	26	1	0	0.0%	0	0.0%	1	0
REVENUE AUDIT SUPVR I	P1263	24	2	2	100.0%	0	0.0%	0	0
REVENUE AUDIT SUPVR II	P1264	25	4	0	0.0%	1	25.0%	2	1
SENIOR PROGRAM OFFICER	X1610	24	1	1	100.0%	0	0.0%	0	0
SPECIAL ASSISTANT	X0619	21	1	0	0.0%	0	0.0%	1	0
SPECIAL ASSISTANT	X1157	17	1	0	0.0%	0	0.0%	1	0
SR INFORMATION TECHNOLOGY SPEC	X1313	21	1	0	0.0%	0	0.0%	1	0
STATE COMPTROLLER	P1230	27	1	0	0.0%	0	0.0%	0	1
STATE INVESTMENT OFFICER I	X0879	18	2	0	0.0%	0	0.0%	1	1
STATE INVESTMENT OFFICER II	X0880	22	10	0	0.0%	1	10.0%	8	1
STATE INVESTMENT OFFICER III	X0881	24	4	0	0.0%	0	0.0%	4	0
STATE INVESTMENT OFFICER IV	X0882	30	1	1	100.0%	0	0.0%	0	0
STATE PETRO PROP ASSESS	P1266	26	1	0	0.0%	0	0.0%	1	0
SYSTEMS PROGRAMMER II	P1652	22	3	0	0.0%	0	0.0%	3	0
TAX AUDITOR III	P1260	20	7	1	14.3%	0	0.0%	5	1
TAX AUDITOR IV	P1261	22	2	2	100.0%	0	0.0%	0	0
TAX TECHNICIAN I	P1254	10	4	0	0.0%	0	0.0%	1	3
TAX TECHNICIAN II	P1257	12	3	1	33.3%	0	0.0%	0	2
TAX TECHNICIAN III	P1255	14	12	2	16.7%	1	8.3%	6	3
TAX TECHNICIAN IV	P1256	16	3	1	33.3%	0	0.0%	2	0
TRUST PROGRAM OFFICER	X1650	22	3	0	0.0%	0	0.0%	2	1
UNCLAIMED PROPERTY MANAGER	P1271	18	1	0	0.0%	0	0.0%	1	0

Employees in the licensed engineers bargaining unit, some employees on approved leave without pay on June 30, 2012, and other records being audited by Retirement & Benefits at the time of this report are not included in these calculations.

Calculations are based on retirement dates projected by Division of Retirement & Benefits.

RETIREMENT PROJECTIONS BY DEPARTMENT & JOB CLASS

Department of Transportation and Public Facilities									
Job Class	Job Class Code	Range	Employee Count	Eligible to Retire					No Retirement Date Available
				Less than 1 Year	% Less than 1 Year	Between 1 and 5 years	% Between 1 and 5 years	More than 5 years	
A/B BOS'N	M0004	0	13	1	7.7%	5	38.5%	7	0
ABLE SEAMAN	M0011	0	64	8	12.5%	10	15.6%	30	16
ACCOUNTANT II	P1205	16	3	1	33.3%	0	0.0%	2	0
ACCOUNTANT III	P1206	18	6	0	0.0%	0	0.0%	4	2
ACCOUNTANT IV	P1207	20	3	0	0.0%	0	0.0%	3	0
ACCOUNTANT V	P1208	22	3	0	0.0%	0	0.0%	3	0
ACCOUNTING CLERK	P1203	10	16	2	12.5%	2	12.5%	4	8
ACCOUNTING TECH I	P1210	12	19	3	15.8%	2	10.5%	4	10
ACCOUNTING TECH II	P1211	14	17	2	11.8%	0	0.0%	9	6
ACCOUNTING TECH III	P1212	16	14	3	21.4%	2	14.3%	7	2
ACCOUNTING TECHNICIAN IV	P1235	18	3	1	33.3%	1	33.3%	1	0
ADMIN ASST III	K0053	15	13	0	0.0%	2	15.4%	11	0
ADMIN OPERATIONS MGR I	K0021	22	2	0	0.0%	1	50.0%	1	0
ADMINISTRATIVE ASSISTANT I	K0017	12	15	2	13.3%	3	20.0%	5	5
ADMINISTRATIVE ASSISTANT II	K0018	14	18	4	22.2%	3	16.7%	7	4
ADMINISTRATIVE COORDINATOR	X0246	13	1	1	100.0%	0	0.0%	0	0
ADMINISTRATIVE MANAGER	X1266	21	1	0	0.0%	1	100.0%	0	0
ADMINISTRATIVE OFFICER I	K0019	17	10	2	20.0%	0	0.0%	8	0
ADMINISTRATIVE OFFICER II	K0020	19	7	0	0.0%	1	14.3%	6	0
ADMINISTRATOR,HWY SPA	P1944	21	1	0	0.0%	0	0.0%	1	0
AIRPORT LEASING PROGRAM MGR	K0001	22	2	2	100.0%	0	0.0%	0	0
AIRPORT LEASING SPECIALIST I	P2964	14	3	2	66.7%	1	33.3%	0	0
AIRPORT LEASING SPECIALIST II	P2965	16	9	0	0.0%	2	22.2%	5	2
AIRPORT LEASING SPECIALIST III	P2966	18	6	1	16.7%	1	16.7%	3	1
AIRPORT LEASING SPECIALIST IV	P2967	20	5	2	40.0%	1	20.0%	1	1
AIRPORT MANAGER ANCH	P1975	25	1	0	0.0%	1	100.0%	0	0
AIRPORT MANAGER FAIRBANKS	P1974	24	1	0	0.0%	0	0.0%	1	0

Employees in the licensed engineers bargaining unit, some employees on approved leave without pay on June 30, 2012, and other records being audited by Retirement & Benefits at the time of this report are not included in these calculations.

Calculations are based on retirement dates projected by Division of Retirement & Benefits.

Executive Branch Employees: Classified (Permanent, Probationary, and Provisional), Partially Exempt, and Exempt

RETIREMENT PROJECTIONS BY DEPARTMENT & JOB CLASS

Department of Transportation and Public Facilities									
Job Class	Job Class Code	Range	Employee Count	Eligible to Retire					No Retirement Date Available
				Less than 1 Year	% Less than 1 Year	Between 1 and 5 years	% Between 1 and 5 years	More than 5 years	
AIRPORT OPERATIONS SPECIALIST	P1964	19	2	1	50.0%	0	0.0%	1	0
AIRPORT OPERATIONS SUPT	P1966	21	1	0	0.0%	0	0.0%	1	0
AIRPORT OPRS OFFICER	P1965	18	12	1	8.3%	1	8.3%	4	6
AIRPORT POLICE & FIRE OFF I	P7831	74	9	0	0.0%	0	0.0%	0	9
AIRPORT POLICE & FIRE OFF II	P7832	75	56	5	8.9%	2	3.6%	24	25
AIRPORT POLICE & FIRE OFF III	P7836	76	13	0	0.0%	4	30.8%	9	0
AIRPORT POLICE & FIRE OFF IV	P7837	77	5	2	40.0%	1	20.0%	2	0
AIRPORT POLICE & FIRE OFF V	P7838	20	2	1	50.0%	0	0.0%	1	0
AIRPORT POLICE & FIRE OFF VI	P7839	21	1	0	0.0%	0	0.0%	1	0
AMHS DISPATCH SUPERVISOR	P1418	16	1	0	0.0%	0	0.0%	1	0
AMHS DISPATCHER	P1417	15	5	1	20.0%	0	0.0%	3	1
AMHS SAFETY MGMT COORDINATOR	K0079	19	1	0	0.0%	0	0.0%	0	1
AMHS SECURITY OFFICER	P1960	19	1	1	100.0%	0	0.0%	0	0
ANALYST/PROGRAMMER II	P1622	16	1	0	0.0%	0	0.0%	0	1
ANALYST/PROGRAMMER III	P1623	18	6	1	16.7%	0	0.0%	4	1
ANALYST/PROGRAMMER IV	P1624	20	7	3	42.9%	0	0.0%	3	1
ANALYST/PROGRAMMER V	P1625	22	8	1	12.5%	2	25.0%	4	1
ASST COMMISSIONER	P1980	27	4	3	75.0%	1	25.0%	0	0
ASST SECOND COOK	M0016	0	11	2	18.2%	2	18.2%	5	2
BARTENDER	M0019	0	8	2	25.0%	3	37.5%	1	2
BUDGET ANALYST III	P1463	19	4	1	25.0%	0	0.0%	2	1
BUDGET ANALYST IV	P1464	21	2	2	100.0%	0	0.0%	0	0
BUDGET MANAGER	P1465	22	1	0	0.0%	0	0.0%	1	0
BUILDING MAINT MANAGER	P8461	22	4	1	25.0%	0	0.0%	3	0
BUILDING MAINT SUPT	P8460	20	1	1	100.0%	0	0.0%	0	0
BUILDING MANAGEMENT ASST	P8456	14	1	0	0.0%	0	0.0%	1	0
BUILDING MGMT SPECIALIST	P8458	19	2	0	0.0%	0	0.0%	2	0

Employees in the licensed engineers bargaining unit, some employees on approved leave without pay on June 30, 2012, and other records being audited by Retirement & Benefits at the time of this report are not included in these calculations.

Calculations are based on retirement dates projected by Division of Retirement & Benefits.

RETIREMENT PROJECTIONS BY DEPARTMENT & JOB CLASS

Department of Transportation and Public Facilities									
Job Class	Job Class Code	Range	Employee Count	Eligible to Retire					No Retirement Date Available
				Less than 1 Year	% Less than 1 Year	Between 1 and 5 years	% Between 1 and 5 years	More than 5 years	
CASHIER/GIFT SHOP OPER	M0025	0	22	8	36.4%	3	13.6%	7	4
CHF COOK	M0014	0	15	2	13.3%	4	26.7%	9	0
CHF MATE	M0038	0	16	3	18.8%	2	12.5%	11	0
CHF PURSER	M0001	0	16	5	31.3%	3	18.8%	8	0
CHF STEWARD	M0012	0	13	4	30.8%	2	15.4%	7	0
CHF WGTS MEAS & PERMIT	P2476	22	2	1	50.0%	1	50.0%	0	0
CHIEF CONTRACTS OFFICER	P1349	23	1	1	100.0%	0	0.0%	0	0
CHIEF ENGINEERING GEOLOGIST	K0047	24	1	1	100.0%	0	0.0%	0	0
CIV RIGHTS & COMPL SPEC I	K0082	15	3	1	33.3%	0	0.0%	2	0
CIV RIGHTS & COMPL SPEC II	K0083	17	3	1	33.3%	1	33.3%	1	0
CIV RIGHTS & COMPL SPEC III	K0084	19	1	0	0.0%	0	0.0%	1	0
COMM VEHICLE ENFORCEMENT OFF I	P2460	12	3	0	0.0%	0	0.0%	0	3
COMM VEHICLE ENFORCEMENT OFF II	P2461	14	16	4	25.0%	0	0.0%	11	1
COMM VEHICLE ENFORCEMENT OFF III	P2462	16	3	2	66.7%	0	0.0%	1	0
COMMISSIONER	X0003	0	1	0	0.0%	0	0.0%	0	1
CONTRACTING OFFICER II	P1344	16	1	0	0.0%	0	0.0%	0	1
CONTRACTING OFFICER III	P1345	19	1	0	0.0%	0	0.0%	1	0
CUSTODIAL SERVICES SPVR	P9189	16	1	0	0.0%	0	0.0%	0	1
DATA PROCESSING MGR I	P1641	22	4	2	50.0%	0	0.0%	2	0
DATA PROCESSING MGR II	P1642	23	1	1	100.0%	0	0.0%	0	0
DATA PROCESSING MGR III	P1643	24	1	1	100.0%	0	0.0%	0	0
DATA PROCESSING TECH I	P1611	13	1	0	0.0%	0	0.0%	0	1
DATABASE SPECIALIST II	P1827	21	1	0	0.0%	1	100.0%	0	0
DECK/STEWARD UTILITY, LITUYA	X1431	0	2	2	100.0%	0	0.0%	0	0
DEP COMMISSIONER	P1951	28	3	1	33.3%	0	0.0%	0	2
DEP EXEC DIR PROJ DEVEL KABATA	X1462	25	1	0	0.0%	0	0.0%	1	0
DEV SPEC II, OPTION A	P2288	20	3	1	33.3%	0	0.0%	1	1
Employees in the licensed engineers bargaining unit, some employees on approved leave without pay on June 30, 2012, and other records being audited by Retirement & Benefits at the time of this report are not included in these calculations.									
Calculations are based on retirement dates projected by Division of Retirement & Benefits.									

Executive Branch Employees: Classified (Permanent, Probationary, and Provisional), Partially Exempt, and Exempt

RETIREMENT PROJECTIONS BY DEPARTMENT & JOB CLASS

Department of Transportation and Public Facilities									
Job Class	Job Class Code	Range	Employee Count	Eligible to Retire					No Retirement Date Available
				Less than 1 Year	% Less than 1 Year	Between 1 and 5 years	% Between 1 and 5 years	More than 5 years	
DIGITAL MAPPING PROJECT MGR	X1558	20	1	0	0.0%	0	0.0%	0	1
DIVISION DIRECTOR	P1901	27	7	5	71.4%	1	14.3%	1	0
DIVISION OPERATIONS MANAGER	K0051	24	5	1	20.0%	0	0.0%	4	0
DRAFTING TECHNICIAN III	P8425	15	17	6	35.3%	1	5.9%	7	3
DRILLER (J/SJ)	P9551	53	4	0	0.0%	0	0.0%	3	1
DRILLER (J/SJ)	P9551	54	3	0	0.0%	0	0.0%	0	3
DUPLICATION SUPERVISOR	P1171	15	1	0	0.0%	0	0.0%	1	0
ENG TECH (J/SJ)	P9571	54	40	9	22.5%	4	10.0%	23	4
ENG TECH (J/SJ)	P9571	55	34	5	14.7%	2	5.9%	11	16
ENG TECH (J/SJ)	P9571	57	55	1	1.8%	1	1.8%	2	51
ENGINEER/ARCHITECT I	P8913	22	35	5	14.3%	2	5.7%	14	14
ENGINEER/ARCHITECT II	P8914	23	25	3	12.0%	1	4.0%	18	3
ENGINEER/ARCHITECT III	P8915	25	43	7	16.3%	2	4.7%	31	3
ENGINEER/ARCHITECT IV	P8916	26	22	5	22.7%	1	4.5%	15	1
ENGINEER/ARCHITECT V	P8918	27	7	4	57.1%	0	0.0%	3	0
ENGINEERING ASSISTANT I	P8910	17	20	0	0.0%	1	5.0%	1	18
ENGINEERING ASSISTANT II	P8911	19	106	15	14.2%	6	5.7%	35	50
ENGINEERING ASSISTANT III	P8912	21	126	24	19.0%	9	7.1%	61	32
ENGINEERING ASSOCIATE	P8925	21	40	15	37.5%	5	12.5%	17	3
ENGINEERING GEOLOGIST I	P8386	16	1	0	0.0%	0	0.0%	0	1
ENGINEERING GEOLOGIST II	P8387	18	6	0	0.0%	0	0.0%	3	3
ENVIRO SERVICES (F/L/J)	P9171	57	3	0	0.0%	2	66.7%	1	0
ENVIRO SERVICES (F/L/J)	P9171	60	53	9	17.0%	13	24.5%	14	17
ENVIRON IMPACT ANALYST I	P8541	15	2	0	0.0%	0	0.0%	0	2
ENVIRON IMPACT ANALYST II	P8542	17	16	2	12.5%	0	0.0%	2	12
ENVIRON IMPACT ANALYST III	P8543	19	14	3	21.4%	1	7.1%	4	6
ENVIRON IMPC ANALYSIS MGR I	P8551	21	8	2	25.0%	2	25.0%	2	2

Employees in the licensed engineers bargaining unit, some employees on approved leave without pay on June 30, 2012, and other records being audited by Retirement & Benefits at the time of this report are not included in these calculations.

Calculations are based on retirement dates projected by Division of Retirement & Benefits.

Executive Branch Employees: Classified (Permanent, Probationary, and Provisional), Partially Exempt, and Exempt

RETIREMENT PROJECTIONS BY DEPARTMENT & JOB CLASS

Department of Transportation and Public Facilities									
Job Class	Job Class Code	Range	Employee Count	Eligible to Retire					No Retirement Date Available
				Less than 1 Year	% Less than 1 Year	Between 1 and 5 years	% Between 1 and 5 years	More than 5 years	
ENVIRON IMPC ANALYSIS MGR II	P8552	22	1	0	0.0%	0	0.0%	1	0
ENVIRON PROGRAM MANAGER I	P8531	21	1	0	0.0%	0	0.0%	1	0
ENVIRON PROGRAM SPEC III	P8523	18	3	0	0.0%	0	0.0%	2	1
ENVIRON PROGRAM SPEC IV	P8524	20	1	0	0.0%	0	0.0%	1	0
EQUIP OPERATIONS ANALYST	P1790	18	2	0	0.0%	0	0.0%	1	1
EQUIP OPERATOR (F/LJ/J/SJ)	P9511	52	143	20	14.0%	15	10.5%	72	36
EQUIP OPERATOR (F/LJ/J/SJ)	P9511	53	308	45	14.6%	38	12.3%	134	91
EQUIP OPERATOR (F/LJ/J/SJ)	P9511	54	49	4	8.2%	3	6.1%	8	34
EQUIP OPERATOR (F/LJ/J/SJ)	P9511	56	12	2	16.7%	1	8.3%	1	8
EQUIP OPERATOR (F/LJ/J/SJ)	P9511	58	20	2	10.0%	1	5.0%	1	16
EQUIPMENT FLEET DIST MANAGER	P9711	20	5	1	20.0%	1	20.0%	1	2
EQUIPMENT FLEET PARTS MANAGER	P9712	20	1	0	0.0%	0	0.0%	1	0
EQUIPMENT OPERATOR FOREMAN I	P9516	51	24	6	25.0%	6	25.0%	12	0
EQUIPMENT OPERATOR FOREMAN II	P9517	50	4	0	0.0%	0	0.0%	3	1
EX DIR KNIK ARM BRDG/TOLL AUTH	X1385	27	1	0	0.0%	1	100.0%	0	0
EXEC SECRETARY III	P1156	16	1	0	0.0%	0	0.0%	1	0
FACILITIES MANAGER I	P2252	20	2	1	50.0%	0	0.0%	1	0
FERRY RESERVATIONS AGENT	P2142	13	1	0	0.0%	0	0.0%	0	1
FERRY RESERVATIONS SUPERVISOR	P2143	15	1	0	0.0%	1	100.0%	0	0
FERRY TERMINAL ASSISTANT I	P2152	12	50	4	8.0%	2	4.0%	15	29
FERRY TERMINAL ASSISTANT II	P2149	14	4	2	50.0%	0	0.0%	2	0
FERRY TERMINAL MANAGER I	P2150	15	9	1	11.1%	1	11.1%	3	4
FERRY TERMINAL MANAGER II	P2151	16	4	3	75.0%	1	25.0%	0	0
FERRY TERMINAL OPERATIONS MGR	P2153	18	1	1	100.0%	0	0.0%	0	0
FVF CHIEF MATE	X1408	0	4	1	25.0%	0	0.0%	3	0
FVF DECK RATING	X1410	0	5	1	20.0%	1	20.0%	3	0
FVF MASTER	X1407	0	6	0	0.0%	0	0.0%	4	2

Employees in the licensed engineers bargaining unit, some employees on approved leave without pay on June 30, 2012, and other records being audited by Retirement & Benefits at the time of this report are not included in these calculations.

Calculations are based on retirement dates projected by Division of Retirement & Benefits.

Executive Branch Employees: Classified (Permanent, Probationary, and Provisional), Partially Exempt, and Exempt

RETIREMENT PROJECTIONS BY DEPARTMENT & JOB CLASS

Department of Transportation and Public Facilities									
Job Class	Job Class Code	Range	Employee Count	Eligible to Retire					No Retirement Date Available
				Less than 1 Year	% Less than 1 Year	Between 1 and 5 years	% Between 1 and 5 years	More than 5 years	
FVF PASSENGER SVC WKR-IN-CHG	X1413	0	2	0	0.0%	0	0.0%	2	0
FVF PASSENGER SVC WORKER	X1414	0	5	0	0.0%	3	60.0%	2	0
FVF SECOND MATE	X1409	0	8	0	0.0%	0	0.0%	5	3
GOVT & PUBLIC AFFAIRS KABATA	X1600	22	1	0	0.0%	0	0.0%	1	0
GRANTS ADMINISTRATOR II	P2270	17	3	0	0.0%	0	0.0%	2	1
HEAD BEDROOM STEWARD	M0024	0	4	3	75.0%	1	25.0%	0	0
HEAD WAITER	M0020	0	2	0	0.0%	0	0.0%	2	0
INFORMATION OFFICER II	P3614	17	1	0	0.0%	0	0.0%	0	1
INFORMATION OFFICER III	P3615	20	1	0	0.0%	0	0.0%	1	0
INTERNAL AUDITOR I	P1290	16	2	1	50.0%	0	0.0%	0	1
INTERNAL AUDITOR III	P1292	21	2	0	0.0%	0	0.0%	2	0
INTERNAL AUDITOR IV	P1293	23	1	0	0.0%	1	100.0%	0	0
INTERNAL AUDITOR V	P1294	25	1	1	100.0%	0	0.0%	0	0
INTERNATIONAL AIRPORT FOREMAN	P9519	49	3	0	0.0%	1	33.3%	2	0
INTERNET SPECIALIST II	K0004	19	1	0	0.0%	0	0.0%	1	0
INTL AIRPTS CONTROLLER	P1962	24	1	0	0.0%	1	100.0%	0	0
JUNIOR ASST PURSER	M0003	0	3	1	33.3%	1	33.3%	0	1
JUNIOR ENGINEER	M0010	0	20	3	15.0%	3	15.0%	5	9
KABATA CHIEF FINANCIAL OFFICER	X1562	24	1	0	0.0%	0	0.0%	0	1
LAND SURVEY ASST II	P8833	18	1	0	0.0%	0	0.0%	0	1
LAND SURVEY MANAGER I	K0062	23	3	0	0.0%	1	33.3%	2	0
LAND SURVEYOR I	P8835	21	5	2	40.0%	1	20.0%	1	1
LAND SURVEYOR II	P8836	22	1	0	0.0%	0	0.0%	1	0
MAINT & OPERATIONS MANAGER	P9748	23	2	0	0.0%	1	50.0%	1	0
MAINT & OPERATIONS SPECIALIST	P9747	21	6	1	16.7%	0	0.0%	4	1
MAINT & OPERATIONS SUPER	P9441	21	14	2	14.3%	2	14.3%	7	3
MAINT GEN (F/L/J/SJ)	P9311	53	4	2	50.0%	0	0.0%	2	0

Employees in the licensed engineers bargaining unit, some employees on approved leave without pay on June 30, 2012, and other records being audited by Retirement & Benefits at the time of this report are not included in these calculations.

Calculations are based on retirement dates projected by Division of Retirement & Benefits.

RETIREMENT PROJECTIONS BY DEPARTMENT & JOB CLASS

Department of Transportation and Public Facilities									
				Eligible to Retire					
Job Class	Job Class Code	Range	Employee Count	Less than 1 Year	% Less than 1 Year	Between 1 and 5 years	% Between 1 and 5 years	More than 5 years	No Retirement Date Available
MAINT GEN (F/L/J/SJ)	P9311	54	42	9	21.4%	5	11.9%	11	17
MAINT GEN (F/L/J/SJ)	P9311	56	5	1	20.0%	0	0.0%	0	4
MAINT GEN (F/L/J/SJ)	P9311	58	6	0	0.0%	2	33.3%	3	1
MAINT SPEC BFC (F/LJ/J)	P9323	50	8	3	37.5%	0	0.0%	3	2
MAINT SPEC BFC (F/LJ/J)	P9323	51	21	4	19.0%	4	19.0%	12	1
MAINT SPEC BFC (F/LJ/J)	P9323	53	35	3	8.6%	3	8.6%	12	17
MAINT SPEC ETRICIAN	P9325	50	1	1	100.0%	0	0.0%	0	0
MAINT SPEC ETRICIAN	P9325	51	32	6	18.8%	4	12.5%	7	15
MAINT SPEC ETRONICS	P9324	51	10	4	40.0%	1	10.0%	2	3
MAINT SPEC PLUMB	P9328	51	10	1	10.0%	0	0.0%	5	4
MAINT SPEC TCES	P9329	51	2	0	0.0%	0	0.0%	1	1
MANAGER,AIRFIELD MAINTENANCE	P1972	22	1	0	0.0%	0	0.0%	1	0
MARINE TRAFFIC MANAGER	P2148	23	1	0	0.0%	1	100.0%	0	0
MARINE TRANS SRVS MGR	P1971	24	3	1	33.3%	1	33.3%	0	1
MASTER	M0036	0	18	9	50.0%	3	16.7%	6	0
MASTER, LITUYA CLASS	X1428	0	1	0	0.0%	0	0.0%	1	0
MATLAB TECH (F/L/S/J/SJ)	P9581	51	1	1	100.0%	0	0.0%	0	0
MATLAB TECH (F/L/S/J/SJ)	P9581	52	2	0	0.0%	0	0.0%	1	1
MATLAB TECH (F/L/S/J/SJ)	P9581	53	4	0	0.0%	1	25.0%	2	1
MATLAB TECH (F/L/S/J/SJ)	P9581	54	6	0	0.0%	1	16.7%	1	4
MATLAB TECH (F/L/S/J/SJ)	P9581	56	1	0	0.0%	0	0.0%	1	0
MEASURE STANDARDS SPVR	P2484	18	1	0	0.0%	1	100.0%	0	0
MECH AUTO	P9331	51	12	4	33.3%	3	25.0%	5	0
MECH AUTO	P9331	52	2	0	0.0%	1	50.0%	1	0
MECH AUTO	P9331	53	117	10	8.5%	15	12.8%	46	46
MECH AUTO	P9331	56	3	0	0.0%	0	0.0%	0	3
MESS STEWARD	M0023	0	14	7	50.0%	1	7.1%	2	4

Employees in the licensed engineers bargaining unit, some employees on approved leave without pay on June 30, 2012, and other records being audited by Retirement & Benefits at the time of this report are not included in these calculations.

Calculations are based on retirement dates projected by Division of Retirement & Benefits.

RETIREMENT PROJECTIONS BY DEPARTMENT & JOB CLASS

Department of Transportation and Public Facilities									
Job Class	Job Class Code	Range	Employee Count	Eligible to Retire					No Retirement Date Available
				Less than 1 Year	% Less than 1 Year	Between 1 and 5 years	% Between 1 and 5 years	More than 5 years	
MICRO/NETWORK SPEC I	P1633	18	10	0	0.0%	3	30.0%	3	4
MICRO/NETWORK SPEC II	P1634	20	8	0	0.0%	0	0.0%	6	2
MICRO/NETWORK TECH I	P1631	14	1	0	0.0%	0	0.0%	0	1
MICRO/NETWORK TECH II	P1632	16	10	0	0.0%	0	0.0%	1	9
OFFICE ASSISTANT I	P1134	8	11	2	18.2%	4	36.4%	0	5
OFFICE ASSISTANT II	P1135	10	83	10	12.0%	5	6.0%	19	49
OFFICE ASSISTANT III	K0077	11	5	1	20.0%	2	40.0%	1	1
OFFICE ASSISTANT IV	P1136	12	5	1	20.0%	2	40.0%	1	1
OFFICE ASST IV	X1718	12	1	0	0.0%	0	0.0%	1	0
OFFSET DUP MACH OP II	P1170	12	2	0	0.0%	0	0.0%	0	2
OILER	M0008	0	37	5	13.5%	3	8.1%	12	17
ORDINARY SEAMAN	M0005	0	60	7	11.7%	10	16.7%	22	21
ORDINARY SEAMAN PORTER	M0006	0	12	5	41.7%	4	33.3%	1	2
PASSENGER SERVICES INSP	P1969	17	2	0	0.0%	0	0.0%	2	0
PILOT	M0037	0	1	0	0.0%	0	0.0%	1	0
PLANNER I	P2291	15	3	0	0.0%	0	0.0%	0	3
PLANNER II	P2292	17	6	0	0.0%	1	16.7%	2	3
PLANNER III	P2293	19	13	2	15.4%	1	7.7%	6	4
PORT CAPTAIN	P8694	23	4	0	0.0%	1	25.0%	1	2
PROCUREMENT SPEC I	P1331	14	11	2	18.2%	1	9.1%	4	4
PROCUREMENT SPEC II	P1332	16	6	0	0.0%	2	33.3%	2	2
PROCUREMENT SPEC III	P1333	18	8	1	12.5%	1	12.5%	3	3
PROCUREMENT SPEC IV	P1334	20	2	0	0.0%	0	0.0%	1	1
PROCUREMENT SPEC V	P1335	21	3	2	66.7%	0	0.0%	1	0
PROGRAM COORDINATOR II	K0072	20	1	0	0.0%	0	0.0%	1	0
PROJECT COORDINATOR	X0854	20	1	1	100.0%	0	0.0%	0	0
PUBLICATIONS SPEC II	P3607	16	2	0	0.0%	0	0.0%	2	0

Employees in the licensed engineers bargaining unit, some employees on approved leave without pay on June 30, 2012, and other records being audited by Retirement & Benefits at the time of this report are not included in these calculations.

Calculations are based on retirement dates projected by Division of Retirement & Benefits.

RETIREMENT PROJECTIONS BY DEPARTMENT & JOB CLASS

Department of Transportation and Public Facilities									
Job Class	Job Class Code	Range	Employee Count	Eligible to Retire					No Retirement Date Available
				Less than 1 Year	% Less than 1 Year	Between 1 and 5 years	% Between 1 and 5 years	More than 5 years	
PUBLICATIONS SPEC III	P3608	19	1	0	0.0%	0	0.0%	0	1
RADIO DISPATCHER II	P1115	12	16	1	6.3%	0	0.0%	5	10
RADIO DISPATCHER III	P1118	13	2	0	0.0%	0	0.0%	2	0
REGIONAL ENGINEERING GEOLOGIST	K0042	22	3	0	0.0%	0	0.0%	3	0
REGNL SAF&ARPT SEC OFF	P7870	18	2	0	0.0%	0	0.0%	1	1
RESEARCH ANALYST II	P1793	16	4	1	25.0%	0	0.0%	1	2
RESEARCH ANALYST III	P1794	18	1	0	0.0%	0	0.0%	1	0
RESERVATIONS SPECIALIST	P2144	16	2	0	0.0%	1	50.0%	1	0
RIGHT OF WAY AGENT I	P2711	14	2	0	0.0%	0	0.0%	2	0
RIGHT OF WAY AGENT II	P2712	16	12	4	33.3%	0	0.0%	2	6
RIGHT OF WAY AGENT III	P2713	18	20	7	35.0%	3	15.0%	7	3
RIGHT OF WAY AGENT IV	P2714	20	6	3	50.0%	2	33.3%	0	1
RIGHT OF WAY AGENT VI	P2716	23	4	3	75.0%	1	25.0%	0	0
RIGHT OF WAY ASSISTANT	P2710	12	4	0	0.0%	0	0.0%	1	3
RIGHT-OF-WAY REVIEW AP/I	P2708	21	2	1	50.0%	0	0.0%	1	0
RURAL AIRPORT FOREMAN	P9518	49	16	2	12.5%	4	25.0%	9	1
SAFETY & EMERG SUPP SPEC	P7852	17	1	0	0.0%	0	0.0%	0	1
SAFETY OFFICER	P1947	18	3	1	33.3%	0	0.0%	1	1
SECOND ASST ENGINEER	M0034	0	2	0	0.0%	1	50.0%	1	0
SECOND COOK	M0015	0	21	4	19.0%	4	19.0%	10	3
SECOND MATE	M0039	0	14	2	14.3%	1	7.1%	9	2
SECOND STEWARD	M0030	0	8	1	12.5%	3	37.5%	3	1
SECRETARY	P1151	11	5	1	20.0%	1	20.0%	1	2
SENIOR ASST PURSER	M0002	0	8	2	25.0%	1	12.5%	5	0
SHIP SERVICES MGR/PORT STEWARD	P1970	21	1	1	100.0%	0	0.0%	0	0
SPEC ASST TO THE COMM II	P1918	23	1	0	0.0%	0	0.0%	0	1
STATE EQUIPMENT FLEET MANAGER	P9714	23	1	0	0.0%	0	0.0%	1	0

Employees in the licensed engineers bargaining unit, some employees on approved leave without pay on June 30, 2012, and other records being audited by Retirement & Benefits at the time of this report are not included in these calculations.

Calculations are based on retirement dates projected by Division of Retirement & Benefits.

Executive Branch Employees: Classified (Permanent, Probationary, and Provisional), Partially Exempt, and Exempt

RETIREMENT PROJECTIONS BY DEPARTMENT & JOB CLASS

Department of Transportation and Public Facilities									
Job Class	Job Class Code	Range	Employee Count	Eligible to Retire					No Retirement Date Available
				Less than 1 Year	% Less than 1 Year	Between 1 and 5 years	% Between 1 and 5 years	More than 5 years	
STATE METROLOGIST I	P2486	16	1	0	0.0%	0	0.0%	0	1
STATE METROLOGIST II	P2485	18	1	0	0.0%	0	0.0%	1	0
STATISTICAL TECHNICIAN I	P1706	12	4	2	50.0%	0	0.0%	0	2
STEWARD	M0044	0	243	11	4.5%	13	5.3%	56	163
STOCK & PARTS SVCS (L/J/SJ)	P9911	53	12	5	41.7%	2	16.7%	4	1
STOCK & PARTS SVCS (L/J/SJ)	P9911	54	6	1	16.7%	0	0.0%	3	2
STOCK & PARTS SVCS (L/J/SJ)	P9911	55	9	0	0.0%	2	22.2%	3	4
STOCK & PARTS SVCS (L/J/SJ)	P9911	57	11	2	18.2%	2	18.2%	3	4
STOREKEEPER	M0013	0	4	1	25.0%	1	25.0%	2	0
SUPPLY TECHNICIAN I	P1310	10	1	0	0.0%	0	0.0%	0	1
SUPPLY TECHNICIAN II	P1311	12	4	1	25.0%	0	0.0%	2	1
SURVEY (L/J/SJ)	P9591	53	7	0	0.0%	0	0.0%	5	2
SURVEY (L/J/SJ)	P9591	54	5	0	0.0%	0	0.0%	1	4
SURVEY (L/J/SJ)	P9591	56	6	0	0.0%	0	0.0%	1	5
SURVEY (L/J/SJ)	P9591	58	1	0	0.0%	0	0.0%	0	1
SURVEY INSTRUM TECH II	P9463	17	1	1	100.0%	0	0.0%	0	0
SURVEY INSTRUM TECH TNE	P9461	14	1	0	0.0%	0	0.0%	0	1
SYSTEMS PROGRAMMER II	P1652	22	1	0	0.0%	0	0.0%	1	0
SYSTEMS PROGRAMMER III	P1653	23	1	1	100.0%	0	0.0%	0	0
TECH ENG / ARCHITECT II	P8921	25	11	4	36.4%	0	0.0%	7	0
TECHNICAL ENG I/ARCHITECT I	P8920	24	26	7	26.9%	3	11.5%	14	2
THIRD ASST ENGINEER	M0035	0	2	0	0.0%	1	50.0%	0	1
THIRD MATE	M0040	0	29	1	3.4%	3	10.3%	12	13
TRAINING SPECIALIST I	P1471	16	2	0	0.0%	0	0.0%	2	0
TRAINING SPECIALIST II	P1472	18	1	0	0.0%	0	0.0%	1	0
TRANS PLANNER I	P2296	21	21	9	42.9%	1	4.8%	5	6
TRANS PLANNER II	P2297	22	8	1	12.5%	3	37.5%	4	0

Employees in the licensed engineers bargaining unit, some employees on approved leave without pay on June 30, 2012, and other records being audited by Retirement & Benefits at the time of this report are not included in these calculations.

Calculations are based on retirement dates projected by Division of Retirement & Benefits.

RETIREMENT PROJECTIONS BY DEPARTMENT & JOB CLASS

Department of Transportation and Public Facilities									
				Eligible to Retire					
Job Class	Job Class Code	Range	Employee Count	Less than 1 Year	% Less than 1 Year	Between 1 and 5 years	% Between 1 and 5 years	More than 5 years	No Retirement Date Available
TRANS PLANNER III	P2298	24	4	3	75.0%	1	25.0%	0	0
VESSEL CONST MANAGER I	P8683	21	1	0	0.0%	0	0.0%	0	1
VESSEL CONST MANAGER II	P8684	22	5	0	0.0%	1	20.0%	3	1
VESSEL CONST MANAGER III	P8685	24	2	2	100.0%	0	0.0%	0	0
VESSEL SCHEDULING COORDINATOR	P2140	17	1	0	0.0%	0	0.0%	0	1
WATCHMAN PORTER	M0007	0	20	6	30.0%	1	5.0%	9	4
WEIGHTS & MEAS INSP I	P2481	14	5	0	0.0%	0	0.0%	1	4
WEIGHTS & MEAS INSP II	P2482	16	4	0	0.0%	2	50.0%	2	0
WIPER	M0009	0	21	2	9.5%	1	4.8%	10	8
Employees in the licensed engineers bargaining unit, some employees on approved leave without pay on June 30, 2012, and other records being audited by Retirement & Benefits at the time of this report are not included in these calculations.									
Calculations are based on retirement dates projected by Division of Retirement & Benefits.									



CREDITS AND CONTACT INFORMATION

State of Alaska
Department of Administration
Division of Personnel & Labor Relations

Becky L. Hultberg
Commissioner

Nicki Neal
Division Director

Contributors:

Nicki Neal, Kim Garrett, Rick Morrison, Frank Hurt, and Holly Cox

The Workforce Profile is written by and produced for the employees and clients of the Department of Administration, Division of Personnel & Labor Relations. It is published once per year.

Reader comments are encouraged. Reprint permission is granted on all materials not under owner copyright. Please credit this publication, and provide a copy of the publication in which the material is used.

DOPLR Workforce Profile Editor
PO Box 110201
Juneau, AK 99811-0201

The Alaska Department of Administration complies with Title II of the 1990 Americans with Disabilities Act. This publication is available in alternative communication formats upon request. To make necessary arrangements, contact the Employee Planning and Information Center of the Division of Personnel and Labor Relations at (907) 465-4434 or the TDD for the hearing impaired at (800) 770-8973.

Division of Personnel & Labor Relations
State Office Building
333 Willoughby Avenue
10th Floor
PO Box 110201
Juneau, AK 99811-0201
Phone: 907-465-4430
<http://doa.alaska.gov/dop>