

State of Alaska

Workforce

Profile

Fiscal Year

2010



Introduction

Dear Colleagues:

The Division of Personnel and Labor Relations is pleased to provide the Fiscal Year 2010 Annual Workforce Profile for the State of Alaska Executive Branch. This publication is designed to assist you, our executives, managers and human resource professionals, in better understanding our current workforce. Included in the current profile are data and graphs representing demographics such as age and ethnicity distribution, average salaries, and retirement projections by department and job class. The data presented is as of June 30, 2010.

We are pleased to share with you that most of the reporting in this document was produced through ALDER, Alaska Data Enterprise Reporting. As always, the data in this report includes all executive branch employees with permanent, probationary and provisional status in the classified service as well as partially exempt and exempt employees. Excluded from this report are executive branch employees with nonpermanent, temporary and emergency status, and employees of the National Guard, Alaska Railroad Corporation and Alaska Housing Finance Corporation. Additionally, this report does not contain information about employees of the University of Alaska or the legislative and judicial branches of the State of Alaska.

We welcome your feedback and are ready to assist you with your workforce analysis needs. You may contact your agency human resource management consultant or the Employee Planning and Information Center team for assistance.

Nicki Neal
Director, Division of Personnel and Labor Relations

Table of Contents

Introduction	1
Employee Count by Department	4
Percentage of State Workforce by Department	4
Employee Count by Region	5
Percentage of Employees by Region Chart.....	5
Employee Count and Percentage by Location.....	6
Minority Count and Percentage by Department.....	8
New Hire Data.....	9
Employee Count by Age Range	10
Average Age of Employees by Year	10
Average Age by Department and Gender	11
Average Age by Bargaining Unit.....	12
Average Age by Bargaining Unit Chart.....	12
Employee Count by Department and Gender.....	13
Employee Count by Department and Gender Chart	13
Average Salary by Department.....	14
Average Base Monthly Salary by Bargaining Unit and Department.....	14
Average State Service.....	17
By Department and Gender.....	17
By Bargaining Unit	17
Retirement Projections by Department	18
Retirement Projections Chart	18
Retirement Projections by Department and Job Class	
Office of the Governor	19
Department of Administration.....	23
Department of Commerce, Community and Economic Development.....	29
Department of Corrections	38
Department of Education and Early Development.....	42

Retirement Projections by Department and Job Class (cont.)

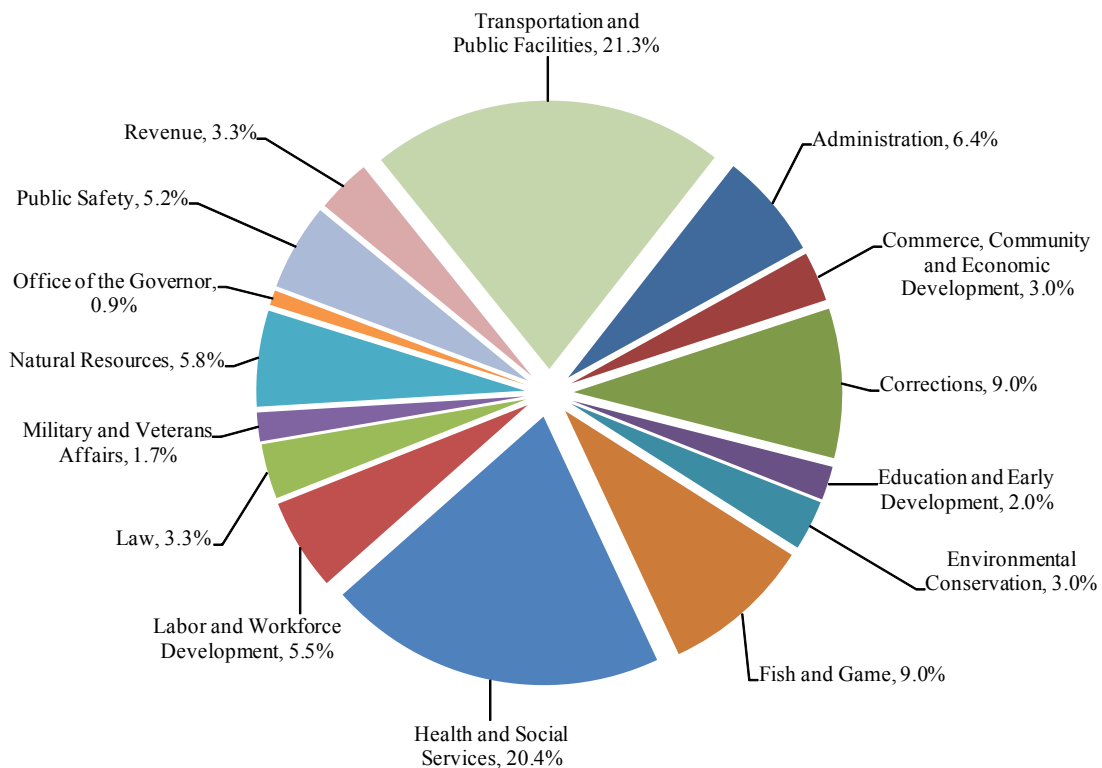
Department of Environmental Conservation.....	47
Department of Fish and Game.....	51
Department of Health and Social Services.....	57
Department of Labor and Workforce Development.....	68
Department of Law.....	75
Department of Military and Veterans Affairs	77
Department of Natural Resources	81
Department of Public Safety	89
Department of Revenue.....	94
Department of Transportation and Public Facilities.....	99
Credits and Contact Information	110



Employee Count by Department

Department Name	Employee Count
Office of the Governor	142
Administration	1015
Commerce, Community and Economic Development	475
Corrections	1424
Education and Early Development	321
Environmental Conservation	479
Fish and Game	1431
Health and Social Services	3232
Labor and Workforce Development	878
Law	524
Military and Veterans Affairs	274
Natural Resources	915
Public Safety	828
Revenue	517
Transportation and Public Facilities	3379
Statewide	15834

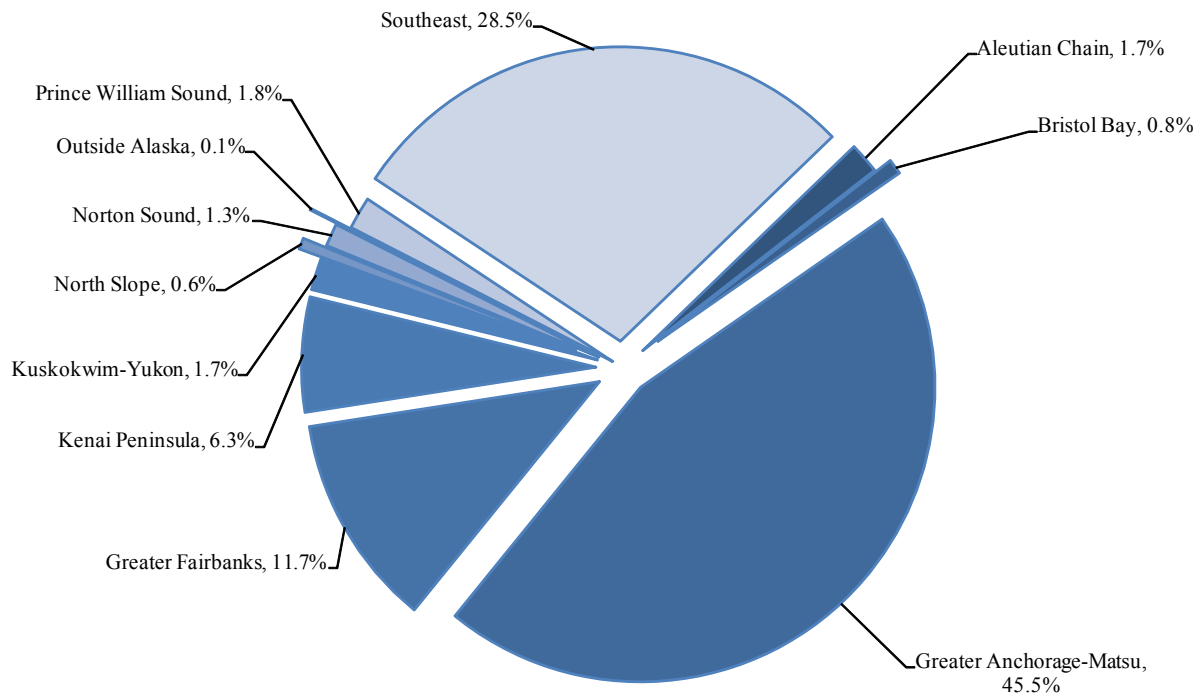
Percentage of State Workforce by Department



Employee Count by Region

Region	Employee Count
Aleutian Chain	269
Bristol Bay	133
Greater Anchorage-Mat-Su	7210
Greater Fairbanks	1852
Kenai Peninsula	997
Kuskokwim-Yukon	273
North Slope	98
Norton Sound	199
Outside Alaska	14
Prince William Sound	282
Southeast	4507
Statewide	15834

Percentage of Employees by Region



Employee Count and Percentage by Location

City	Employee Count	Percentage
Adak	3	0.02%
Anchor Point	12	0.08%
Anchorage	5510	34.80%
Anchorage Intl Airport	343	2.17%
Aniak	21	0.13%
Anvik	4	0.03%
Barrow	20	0.13%
Bear Creek	2	0.01%
Bellingham, WA	1	0.01%
Bethel	222	1.40%
Birch Lake	3	0.02%
Camp Carroll	125	0.79%
Cantwell	16	0.10%
Cascade	4	0.03%
Central	3	0.02%
Chandalar Camp	13	0.08%
Chena River	3	0.02%
Chignik	10	0.06%
Chitina	6	0.04%
Chulitna	6	0.04%
Cold Bay	6	0.04%
Coldfoot Camp	7	0.04%
Cooper Landing	3	0.02%
Cordova	100	0.63%
Cottonwood Camp	1	0.01%
Craig	12	0.08%
Crown Point	1	0.01%
Deadhorse	15	0.09%
Delta Junction	45	0.28%
Denali	2	0.01%
Dillingham	76	0.48%
Douglas	5	0.03%
Dutch Harbor	27	0.17%
Eagle	5	0.03%
Eagle River	124	0.78%

City	Employee Count	Percentage
Eielson AFB	14	0.09%
Elfin Cove	1	0.01%
Elmendorf AFB	5	0.03%
Emmonak	10	0.06%
Ernestine	4	0.03%
Fairbanks	1631	10.30%
Finger Lake	6	0.04%
Fort Richardson	108	0.68%
Fort Wainwright	8	0.05%
Fort Yukon	2	0.01%
Galena	11	0.07%
Girdwood	17	0.11%
Glennallen	30	0.19%
Gustavus	2	0.01%
Haines	47	0.30%
Harding Lake	1	0.01%
Healy	9	0.06%
Homer	141	0.89%
Hoonah	7	0.04%
Iliamna	4	0.03%
Jim River	7	0.04%
Juneau	3402	21.49%
Kalsin Bay	2	0.01%
Kasilof	1	0.01%
Kenai	273	1.72%
Ketchikan	664	4.19%
King Salmon	53	0.33%
Klawock	11	0.07%
Kodiak	199	1.26%
Kotzebue	39	0.25%
Kulis Ang Base	26	0.16%
Livengood	10	0.06%
Mackenzie Point	28	0.18%
Manley Hot Springs	2	0.01%
Matanuska	2	0.01%

Executive Branch Employees: Classified (Permanent, Probationary, and Provisional), Partially Exempt, and Exempt

Employee Count and Percentage by Location (cont.)

City	Employee Count	Percentage
Mc Grath	34	0.21%
Metlakatla	4	0.03%
Montana Creek	6	0.04%
Mount Edgecumbe	49	0.31%
Nancy	1	0.01%
Nelchina	5	0.03%
Nenana	8	0.05%
Nikiski	2	0.01%
Ninilchik	6	0.04%
Nome	187	1.18%
North Kenai Camp	4	0.03%
Northway	7	0.04%
O'brian Creek	5	0.03%
Palmer	602	3.80%
Paxson	5	0.03%
Pelican	1	0.01%
Petersburg	48	0.30%
Port Moller	11	0.07%
Quartz Creek	4	0.03%
Sag River	11	0.07%
Saint Marys	20	0.13%
Sand Point	7	0.04%
Seattle, WA	7	0.04%
Seldovia	1	0.01%
Seven Mile Camp	9	0.06%
Seward	304	1.92%
Silvertip	7	0.04%
Sitka	204	1.29%
Skagway	14	0.09%
Slana	5	0.03%
Soldotna	237	1.50%
South Fork	2	0.01%
Sterling	1	0.01%
Sutton	1	0.01%
Talkeetna	9	0.06%

City	Employee Count	Percentage
Tazlina	26	0.16%
Teller	2	0.01%
Tenakee Springs	1	0.01%
Thompson Pass	10	0.06%
Tok	57	0.36%
Trimms Camp	3	0.02%
Two Rivers	9	0.06%
Unalakleet	7	0.04%
Unalaska	4	0.03%
Valdez	83	0.52%
Washington, DC	6	0.04%
Wasilla	215	1.36%
Whittier	8	0.05%
Willow	7	0.04%
Wrangell	18	0.11%
Yakutat	17	0.11%



Minority Count and Percentage by Department

Department	Minority Count	% of Minority Employees
Office of the Governor	28	19.7%
Administration	201	19.8%
Commerce, Community and Economic Development	88	18.5%
Corrections	310	21.8%
Education and Early Development	56	17.4%
Environmental Conservation	73	15.2%
Fish and Game	140	9.8%
Health and Social Services	940	29.1%
Labor and Workforce Development	180	20.5%
Law	81	15.5%
Military and Veterans Affairs	56	20.4%
Natural Resources	96	10.5%
Public Safety	133	16.1%
Revenue	144	27.9%
Transportation and Public Facilities	609	18.0%
Statewide	3135	19.8%

Top Three Departments	% of Minorities
Health and Social Services	29.1%
Revenue	27.9%
Corrections	21.8%



New Hire Data

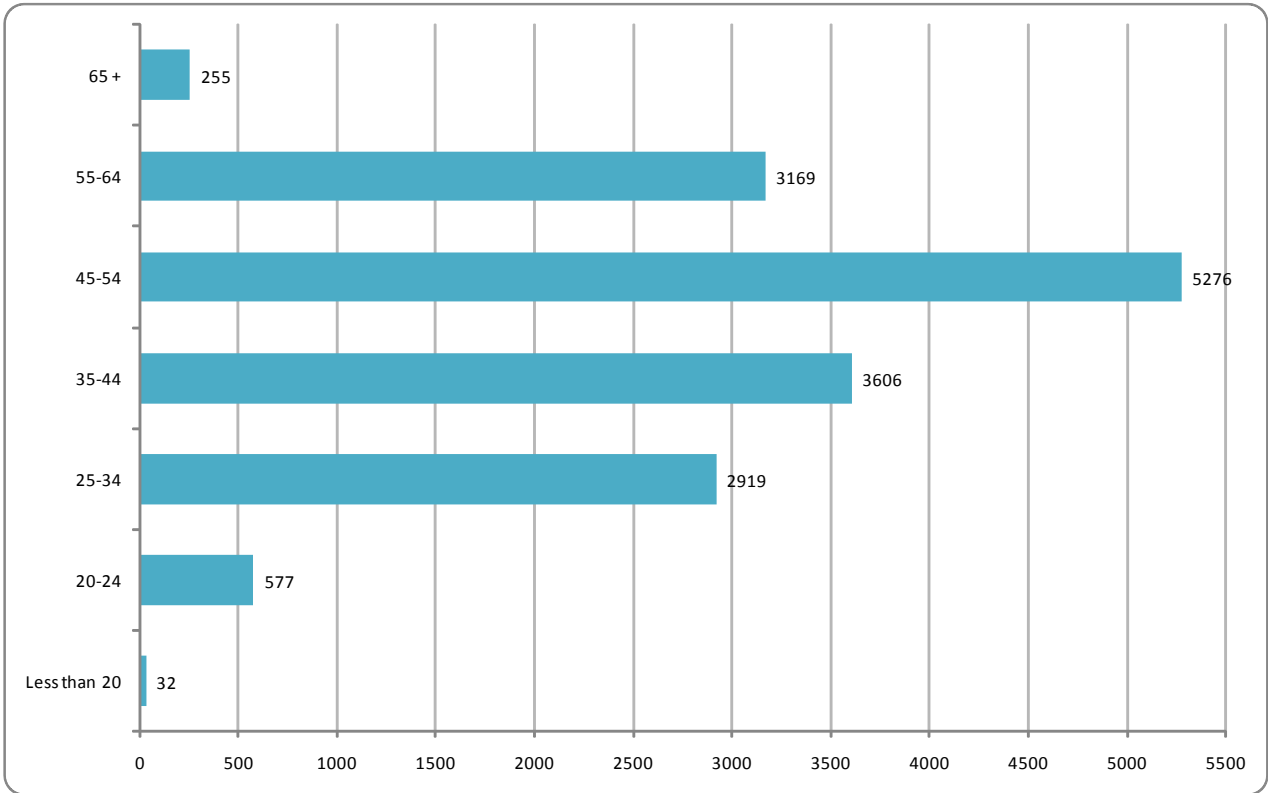
Department	New Hire Count	Average Age of New Hire	Average Age of New Hire	
			Male	Female
Office of the Governor	30	39.0	43.4	37.7
Administration	137	38.7	39.4	38.3
Commerce, Community and Economic Development	59	39.3	41.9	36.9
Corrections	110	36.8	36.4	37.2
Education and Early Development	33	39.1	39.2	39.0
Environmental Conservation	47	37.4	42.1	34.4
Fish and Game	178	32.9	33.1	32.6
Health and Social Services	378	39.1	37.4	39.8
Labor and Workforce Development	111	41.3	43.5	40.0
Law	64	34.4	37.7	32.6
Military and Veterans Affairs	42	41.7	42.8	40.4
Natural Resources	99	37.9	37.4	38.6
Public Safety	90	35.3	32.4	38.6
Revenue	55	39.1	39.3	39.0
Transportation and Public Facilities	368	39.6	39.4	40.0
Statewide	1801	38.1	38.2	38.1

New hire counts are permanent employees hired within Fiscal Year 2010 who are still employed.

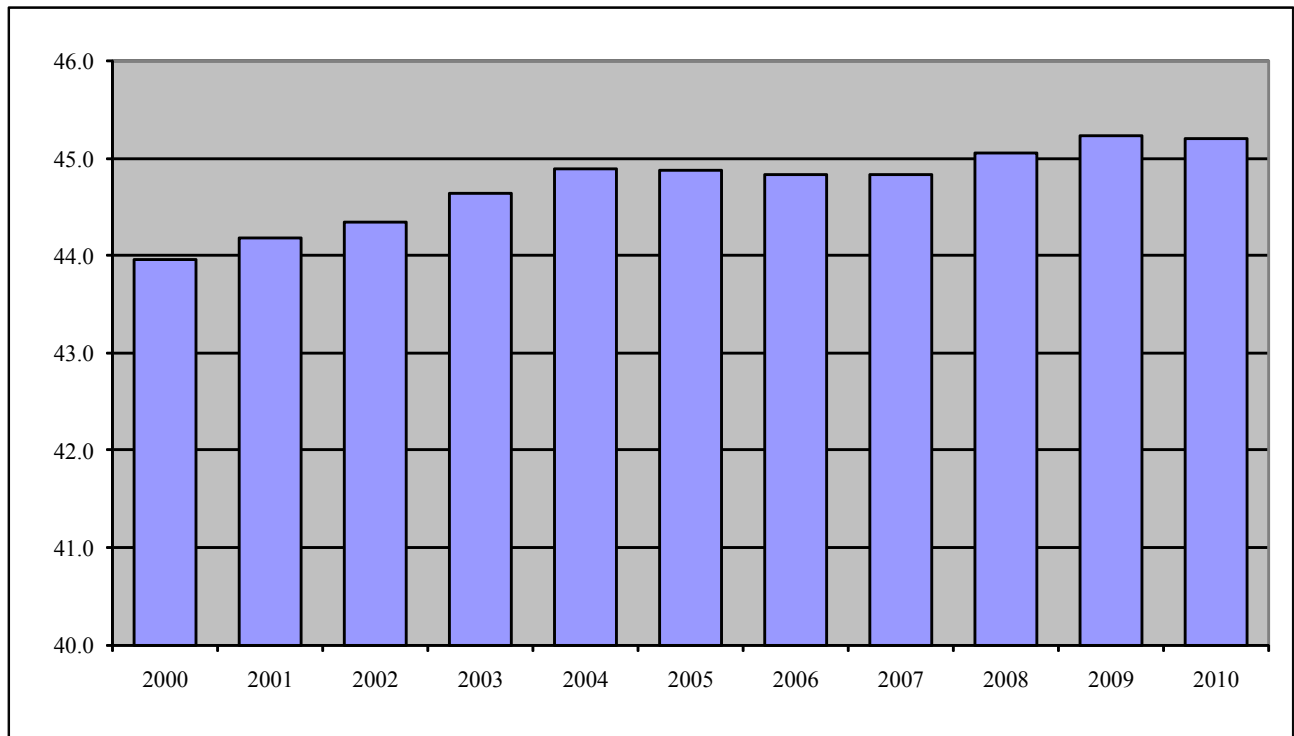
New Hire	Highest Average Age	Lowest Average Age
Overall Average	Military and Veterans Affairs (41.7)	Fish and Game (32.9)
Male	Labor and Workforce Development (43.5)	Public Safety (32.4)
Female	Military and Veterans Affairs (40.4)	Fish and Game and Law (32.6)



Employee Count by Age Range



Average Age of Employees by Year



Average Age by Department and Gender

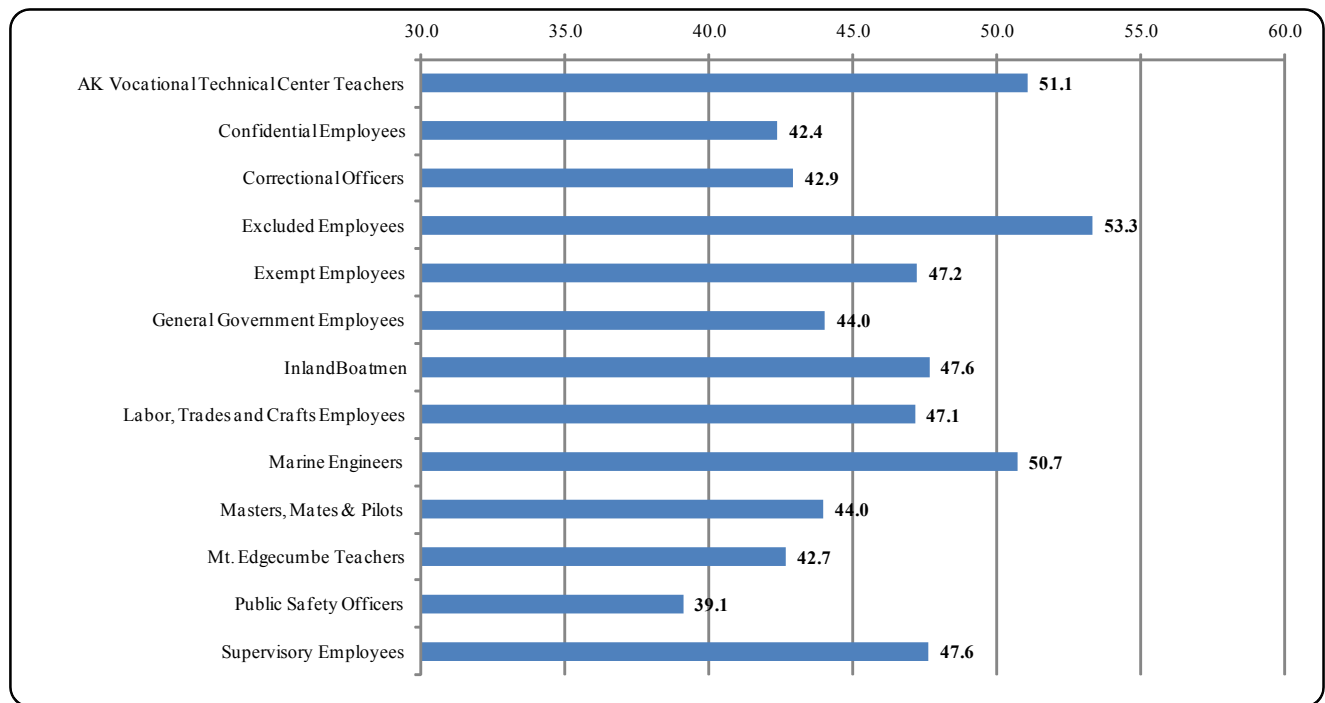
Department	Average Age	Average Age	
		Male	Female
Office of the Governor	44.6	46.7	43.7
Administration	44.2	44.6	44.0
Commerce, Community and Economic Development	46.6	46.6	46.5
Corrections	44.8	44.6	45.1
Education and Early Development	45.6	46.8	45.0
Environmental Conservation	46.2	48.8	43.9
Fish and Game	41.9	42.7	40.9
Health and Social Services	45.6	45.5	45.8
Labor and Workforce Development	47.4	48.4	46.8
Law	44.0	45.2	43.4
Military and Veterans Affairs	46.1	47.6	42.9
Natural Resources	45.8	46.1	45.3
Public Safety	41.5	40.1	44.4
Revenue	44.9	45.5	44.5
Transportation and Public Facilities	46.2	46.3	46.3
Statewide	45.0	45.7	44.6

Employees	Highest Average Age	Lowest Average Age
Overall Average	Labor (47.4)	Public Safety (41.5)
Male Average	Environmental Conservation (48.8)	Public Safety (40.1)
Female Average	Labor (46.8)	Fish & Game (40.9)



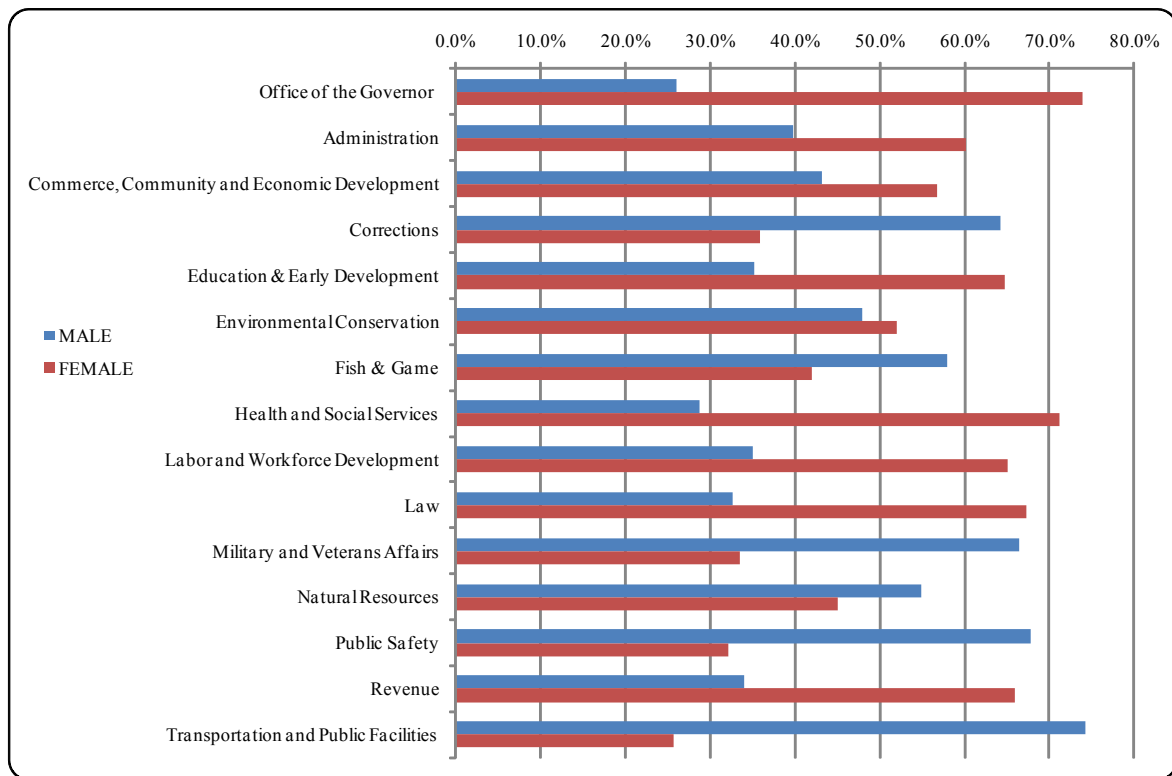
Average Age by Bargaining Unit

Bargaining Unit	Average Age
AK Vocational Technical Center Teachers	51.1
Confidential Employees	42.4
Correctional Officers	42.9
Excluded Employees	53.3
Exempt Employees	47.2
General Government Employees	44.0
Inland Boatmen	47.6
Labor, Trades and Crafts Employees	47.1
Marine Engineers	50.7
Masters, Mates & Pilots	44.0
Mt. Edgecumbe Teachers	42.7
Public Safety Officers	39.1
Supervisory Employees	47.6



Employee Count by Department and Gender

Department Name	Males		Females	
Office of the Governor	37	26.1%	105	73.9%
Administration	404	39.8%	611	60.2%
Commerce, Community and Economic Development	205	43.2%	270	56.8%
Corrections	914	64.2%	510	35.8%
Education and Early Development	113	35.2%	208	64.8%
Environmental Conservation	230	48.0%	249	52.0%
Fish and Game	830	58.0%	601	42.0%
Health and Social Services	929	28.7%	2303	71.3%
Labor and Workforce Development	307	35.0%	571	65.0%
Law	171	32.6%	353	67.4%
Military and Veterans Affairs	182	66.4%	92	33.6%
Natural Resources	503	55.0%	412	45.0%
Public Safety	562	67.9%	266	32.1%
Revenue	176	34.0%	341	66.0%
Transportation and Public Facilities	2510	74.3%	869	25.7%
Statewide	8073	51.0%	7761	49.0%



Average Salary by Department

Department	Statewide	
	Employee Count	Average Base Monthly Salary
Office of the Governor	142	\$5,980.72
Administration	1015	\$5,124.16
Commerce, Community and Economic Development	475	\$5,546.75
Corrections	1423	\$4,734.51
Education and Early Development	321	\$5,043.48
Environmental Conservation	479	\$5,364.50
Fish and Game	1431	\$4,437.06
Health and Social Services	3232	\$4,550.46
Labor and Workforce Development	879	\$4,633.72
Law	525	\$6,104.42
Military and Veterans Affairs	274	\$4,310.54
Natural Resources	915	\$5,003.19
Public Safety	828	\$5,378.90
Revenue	517	\$5,116.58
Transportation and Public Facilities	3378	\$4,913.20
Statewide	15834	\$4,888.21

Average Base Monthly Salary by Bargaining Unit and Department

Bargaining Unit	General Government		Supervisory		Confidential	
Department	Employee Count	Average Salary	Employee Count	Average Salary	Employee Count	Average Salary
Office of the Governor						
Administration	483	\$4,218.01	106	\$5,880.83	186	\$4,227.64
Commerce, Community and Economic Development	245	\$4,215.84	59	\$6,003.08		
Corrections	425	\$4,381.72	124	\$6,345.10		
Education and Early Development	141	\$4,300.18	36	\$6,295.08		
Environmental Conservation	338	\$4,705.60	124	\$6,914.20		
Fish and Game	997	\$3,753.37	372	\$5,924.39		
Health and Social Services	2470	\$4,249.67	479	\$6,033.13	1	\$3,125.00
Labor and Workforce Development	633	\$4,134.15	133	\$6,004.08		
Law	191	\$3,675.44	41	\$4,334.37		
Military and Veterans Affairs	164	\$3,883.06	41	\$5,260.77		
Natural Resources	603	\$4,196.96	180	\$6,149.37		
Public Safety	316	\$3,852.28	81	\$7,061.97		
Revenue	352	\$4,017.97	75	\$5,835.36		
Transportation and Public Facilities	971	\$4,958.73	289	\$7,146.44	6	\$4,137.50
Statewide	8329	\$4,238.34	2140	\$6,222.38	193	\$4,219.13

Average Base Monthly Salary by Bargaining Unit and Department (cont.)

Bargaining Unit	Labor, Trades and Crafts		Correctional Officers		Public Safety Officers	
Department	Employee Count	Average Salary	Employee Count	Average Salary	Employee Count	Average Salary
Office of the Governor						
Administration	30	\$4,218.28				
Commerce, Community and Economic Development						
Corrections	98	\$4,266.80	761	\$4,602.88		
Education and Early Development	7	\$4,033.94				
Environmental Conservation	8	\$4,767.95				
Fish and Game	8	\$4,701.33				
Health and Social Services	210	\$3,119.37				
Labor and Workforce Development	44	\$4,863.92				
Law						
Military and Veterans Affairs	58	\$4,159.38				
Natural Resources	60	\$3,975.53				
Public Safety	14	\$4,136.09			403	\$6,179.46
Revenue						
Transportation and Public Facilities	1163	\$4,428.88			77	\$5,405.92
Statewide	1700	4238.96	761	\$4,602.88	480	\$6,055.37

Bargaining Unit	Marine Engineers		Masters, Mates & Pilots		Inland Boatmen	
Department	Employee Count	Average Salary	Employee Count	Average Salary	Employee Count	Average Salary
Office of the Governor						
Administration						
Commerce, Community and Economic Development						
Corrections						
Education and Early Development						
Environmental Conservation						
Fish and Game						
Health and Social Services						
Labor and Workforce Development						
Law						
Military and Veterans Affairs						
Natural Resources						
Public Safety						
Revenue						
Transportation and Public Facilities	100	\$6,423.85	100	\$6,433.48	636	\$3,984.58
Statewide	100	\$6,423.85	100	\$6,433.48	636	\$3,984.58

Average Base Monthly Salary by Bargaining Unit and Department (cont.)

Bargaining Unit	AK Vocational Technical Teachers		Mt. Edgecumbe Teachers	
Department	Employee Count	Average Salary	Employee Count	Average Salary
Office of the Governor				
Administration				
Commerce, Community and Economic Development				
Corrections				
Education and Early Development			28	\$4,944.65
Environmental Conservation				
Fish and Game				
Health and Social Services				
Labor and Workforce Development	38	\$5,634.02		
Law				
Military and Veterans Affairs				
Natural Resources				
Public Safety				
Revenue				
Transportation and Public Facilities				
Statewide	38	\$5,634.04	28	\$4,944.65

Bargaining Unit	Excluded		Exempt & Partially Exempt	
Department	Employee Count	Average Salary	Employee Count	Average Salary
Office of the Governor			142	\$5,980.72
Administration			210	\$7,749.85
Commerce, Community and Economic Development			171	\$7,296.16
Corrections			15	\$11,150.00
Education and Early Development			109	\$5,681.85
Environmental Conservation			9	\$9,288.56
Fish and Game			54	\$6,774.92
Health and Social Services			72	\$9,198.97
Labor and Workforce Development	4	\$6,314.00	27	\$7,563.63
Law			293	\$7,935.51
Military and Veterans Affairs			11	\$7,939.09
Natural Resources			72	\$9,746.35
Public Safety			14	\$8,297.14
Revenue			90	\$8,814.38
Transportation and Public Facilities			36	\$8,465.58
Statewide	4	\$6,314.00	1325	\$7,664.39

Average State Service

By Department and Gender

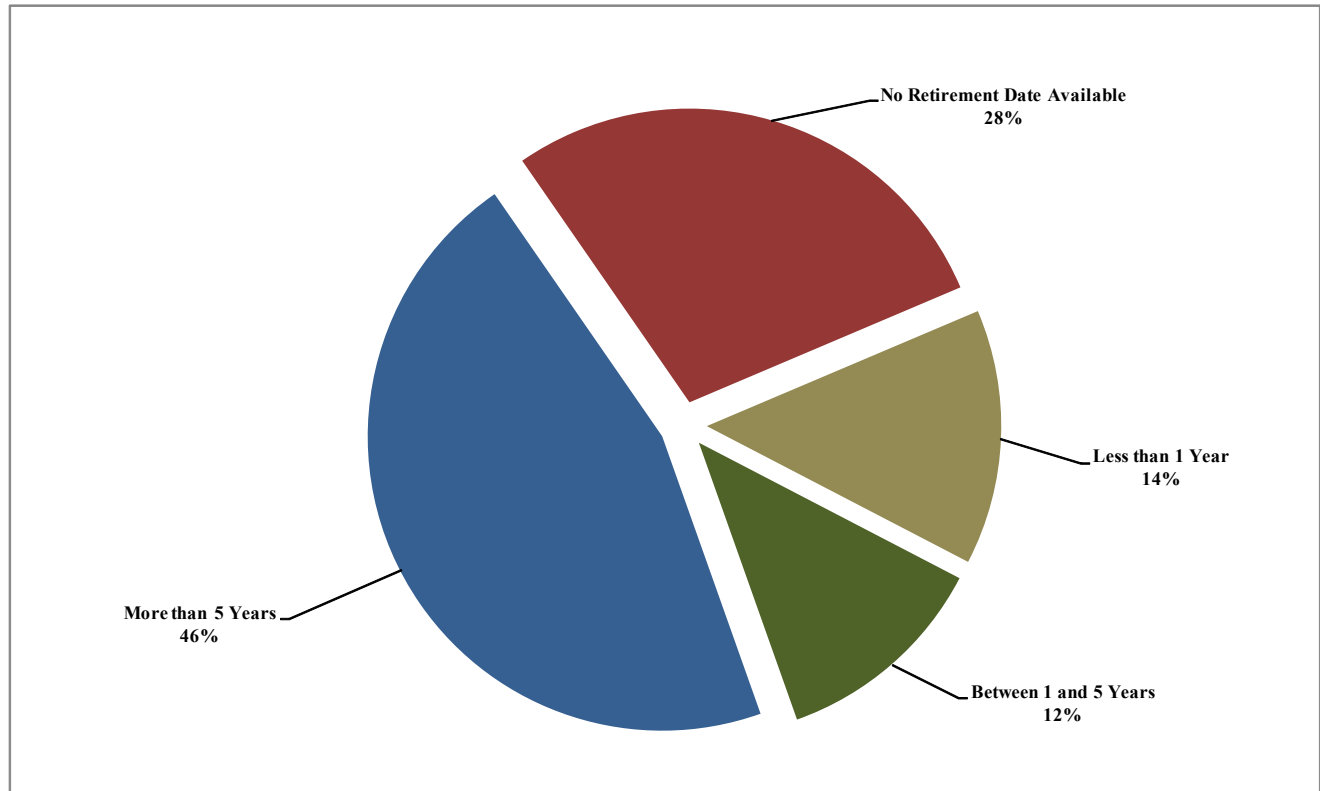
Department	Average State Service	Male	Female
Office of the Governor	10.49	12.93	9.62
Administration	8.91	8.69	9.05
Commerce, Community and Economic Development	8.88	8.02	9.52
Corrections	8.64	8.82	8.31
Education and Early Development	9.23	8.79	9.48
Environmental Conservation	9.49	10.32	8.72
Fish and Game	8.39	9.04	7.47
Health and Social Services	8.39	8.95	8.16
Labor and Workforce Development	9.36	9.48	9.29
Law	8.89	9.23	8.72
Military and Veterans Affairs	7.46	7.88	6.64
Natural Resources	9.46	9.64	9.23
Public Safety	8.63	8.81	8.25
Revenue	9.03	9.65	8.72
Transportation and Public Facilities	9.02	9.03	8.97
Statewide	8.81	9.04	8.57

By Bargaining Unit

Bargaining Unit	Average State Service
AK Vocational Technical Center Teachers	8.78
Confidential Employees	8.50
Correctional Officers	7.99
Excluded Employees	22.22
Exempt Employees	9.71
General Government Employees	7.67
Inland Boatmen	6.83
Labor, Trades and Crafts Employees	9.15
Marine Engineers	Not Available
Masters, Mates & Pilots	11.07
Mt. Edgecumbe Teachers	7.68
Public Safety Officers	8.29
Supervisory Employees	13.75

Retirement Projections by Department

Department	Total Employees in R&B System	Eligible to Retire					No Retirement Date Available
		Less than 1 Year	% Less than 1 Year	Between 1 and 5 Years	% Between 1 and 5 Years	More than 5 Years	
Office of the Governor	137	23	16.8%	15	10.9%	54	45
Administration	1010	133	13.2%	111	11.0%	457	309
Commerce, Community and Economic Development	467	85	18.2%	52	11.1%	187	143
Corrections	1415	197	13.9%	169	11.9%	656	393
Education and Early Development	319	50	15.7%	44	13.8%	158	67
Environmental Conservation	475	71	14.9%	63	13.3%	203	138
Fish and Game	1376	177	12.9%	132	9.6%	683	384
Health and Social Services	3203	430	13.4%	366	11.4%	1418	989
Labor and Workforce Development	871	131	15.0%	118	13.5%	391	231
Law	523	67	12.8%	52	9.9%	247	157
Military and Veterans Affairs	273	27	9.9%	38	13.9%	117	91
Natural Resources	904	155	17.1%	99	11.0%	405	245
Public Safety	824	94	11.4%	89	10.8%	415	226
Revenue	513	65	12.7%	58	11.3%	243	147
Transportation and Public Facilities	3256	477	14.6%	454	13.9%	1493	832
Statewide	15566	2182	14.0%	1860	11.9%	7127	4397
Employees in the licensed engineers bargaining unit, some employees on approved leave without pay on June 30, 2010, and other records being audited by Retirement & Benefits at the time of this report are not included in these calculations.							
Calculations are based on retirement dates projected by Division of Retirement & Benefits.							



Retirement Projections by Department & Job Class

Office of the Governor									
				Eligible to Retire					
Job Class	Job Class Code	Range	Employee Count	Less than 1 Year	% Less than 1 Year	Between 1 and 5 years	% Between 1 and 5 years	More than 5 years	No Retirement Date Available
ABSENTEE COORDINATOR,ELECTIONS	X1532	16	1					1	
ABSENTEE & PETITION ASSISTANT	X1638	12	1						1
ABSENTEE & PETITION MANAGER	X1622	22	1					1	
ACCOUNTANT	X0215	18	1	1	100.0%				
ADMIN CLERK III, ELECTIONS	X1506	10	5	1	20.0%			1	3
ADMINISTRATIVE ASSISTANT	X0033	15	1					1	
ADMINISTRATIVE ASST SUPERVISOR	X1401	17	1					1	
ADMINISTRATIVE COORDINATOR	X0940	19	1					1	
ADMINISTRATIVE DIRECTOR	X1566	27	1	1	100.0%				
ADMINISTRATIVE OFFICER I	K0019	17	1			1	100.0%		
ADMINISTRATIVE SUPPORT TECH	X0075	13	1					1	
ADMIN SUPPORT SPECIALIST	X0855	15	1	1	100.0%				
ADMIN SUPPORT SPECIALIST	X0857	15	1						1
ANALYST/PROGRAMMER III/IV	X1220	20	1	1	100.0%				
ANALYST/PROGRAMMER V	X1221	22	1					1	
ANCHORAGE OFFICE MANAGER	X1733	17	1					1	
ASSOCIATE DIRECTOR	X1263	24	3					1	2
ASST DIR FOR CONSTITUENT SER	X1713	19	1						1
ATTORNEY III	P7144	22	1					1	
ATTORNEY IV	P7145	24	1					1	
AUDIO VISUAL COORDINATOR	X1731	20	1					1	
BOARDS & COMMISSIONS ASSISTANT	X1726	15	1						1
CAPITAL BUDGET COORDINATOR	X1715	23	1					1	
CHIEF ANALYST	X0102	23	1	1	100.0%				
CHIEF BUDGET ANALYST	X1567	27	1	1	100.0%				
CHIEF OF ENFORCEMENT,ASCHR	P7170	24	1						1
CHIEF OF STAFF FOR LT. GOV.	X0098	28	1	1	100.0%				

Employees in the licensed engineers bargaining unit, some employees on approved leave without pay on June 30, 2010, and other records being audited by Retirement & Benefits at the time of this report are not included in these calculations.

Calculations are based on retirement dates projected by Division of Retirement & Benefits.

Retirement Projections by Department & Job Class

Office of the Governor									
				Eligible to Retire					
Job Class	Job Class Code	Range	Employee Count	Less than 1 Year	% Less than 1 Year	Between 1 and 5 years	% Between 1 and 5 years	More than 5 years	No Retirement Date Available
COMMUNICATIONS SPECIALIST	X1499	21	1						1
CONSTITUENT RELATIONS ASSIST.	X0027	15	1						1
DATA SYSTEMS SPECIALIST	X1929	18	2			1	50.0%	1	
DEPUTY CHIEF OF STAFF	X1156	27	1					1	
DEPUTY DIRECTOR	X0826	24	1					1	
DIRECTOR	X0066	24	1						1
DIRECTOR	X1192	22	1					1	
DIRECTOR OF OMB	X0107	28	1	1	100.0%				
DIR OF BOARDS & COMMISSIONS	X1190	23	1					1	
DIR STATE AND FED RELATIONS	X0816	28	1	1	100.0%				
DIVISION DIRECTOR	P1901	27	1	1	100.0%				
DIVISION DIRECTOR	X1568	27	1					1	
ELECTION ADMIN ASSISTANT I	X1955	12	1					1	
ELECTION ADMIN ASSISTANT II	X1956	14	1						1
ELECTION ASSISTANT	X1644	12	1			1	100.0%		
ELECTION CLERK III	X1947	10	1						1
ELECTION COORDINATOR	X0074	17	1					1	
ELECTION DATABASE/SYSTEM ADMIN	X1640	21	1					1	
ELECTIONS LANG ASST PROG COORD	X1631	17	1	1	100.0%				
ELECTIONS PROGRAM MANAGER	X1504	21	1			1	100.0%		
ELECTIONS SYSTEMS MANAGER	X1623	22	1					1	
ELECTION SUPERVISOR	X0824	21	4			2	50.0%	1	1
ELECT OUTREACH/PROJECT COORD	X1674	17	1					1	
EXEC. RESIDENCE HOUSEKEEPER	X1931	10	1						1
EXECUTIVE OFFICE ASSISTANT	X1633	15	4			1	25.0%		3
EXECUTIVE OFFICE ASSISTANT	X1744	18	1						1
EXECUTIVE RESIDENCE MGR	X1517	21	1					1	

Employees in the licensed engineers bargaining unit, some employees on approved leave without pay on June 30, 2010, and other records being audited by Retirement & Benefits at the time of this report are not included in these calculations.

Calculations are based on retirement dates projected by Division of Retirement & Benefits.

Retirement Projections by Department & Job Class

Office of the Governor									
				Eligible to Retire					
Job Class	Job Class Code	Range	Employee Count	Less than 1 Year	% Less than 1 Year	Between 1 and 5 years	% Between 1 and 5 years	More than 5 years	No Retirement Date Available
EXECUTIVE RESIDENCE STEWARD	X1290	13	1	1	100.0%				
EXECUTIVE SECRETARY	X0037	13	1						1
EXECUTIVE SECRETARY II	X0807	14	3						3
EXECUTIVE SECRETARY II	X1745	14	1						1
EXECUTIVE SECRETARY III	X0808	16	1	1	100.0%				
FINANCE OFFICER	X0505	23	1	1	100.0%				
FISCAL TECHNICIAN III	X0516	14	2	1	50.0%			1	
FISHERIES POLICY ADVISOR	X1357	24	1						1
GOVERNOR	X0001	00	1					1	
GOVERNORS SCHEDULER	X1635	21	1					1	
GRAPHIC DESIGNER	X1732	17	1						1
HUMAN RIGHTS FLD REP III	P4207	18	6	1	16.7%			1	4
HUMAN RIGHTS FLD REP IV	P4208	20	2	1	50.0%			1	
INTERNAL AUDITOR IV	X0832	23	1					1	
LAN ADMINISTRATOR	X0318	23	1			1	100.0%		
LAW OFFICE ASSISTANT I	P7502	11	1						1
LEGISLATIVE DIRECTOR	X1919	24	1					1	
LEGISLATIVE OFFICE ASSISTANT	X1626	15	1						1
MAIL ROOM CLERK	X1933	12	1			1	100.0%		
NETWORK SYSTEMS SPECIALIST	X1224	21	1					1	
NETWORK SYSTEMS SPECIALIST	X1972	20	1					1	
NOTARY COMMISSIONS ADMIN	X0114	18	1					1	
OFFICE ASSISTANT I	P1134	08	1						1
OFFICE ASSISTANT II	P1135	10	1					1	
OFF MGR/CONSTITUENT RELATIONS	X1696	23	1					1	
OPERATING BUDGET COORDINATOR	X1716	23	1	1	100.0%				
PAYROLL/PERSONNEL ASSISTANT	X0715	16	1	1	100.0%				

Employees in the licensed engineers bargaining unit, some employees on approved leave without pay on June 30, 2010, and other records being audited by Retirement & Benefits at the time of this report are not included in these calculations.

Calculations are based on retirement dates projected by Division of Retirement & Benefits.

Retirement Projections by Department & Job Class

Office of the Governor									
				Eligible to Retire					
Job Class	Job Class Code	Range	Employee Count	Less than 1 Year	% Less than 1 Year	Between 1 and 5 years	% Between 1 and 5 years	More than 5 years	No Retirement Date Available
PAYROLL/PERSONNEL OFFICER	X0144	23	1			1	100.0%		
POLICY ANALYST	X0305	23	1					1	
PRESS OFFICE ASSISTANT	X0174	15	1						1
PRESS SEC FOR THE LT GOVERNOR	X1712	23	1					1	
PRESS SECRETARY	X0811	24	1					1	
PROCUREMENT AGENT	X0218	18	1			1	100.0%		
PROCUREMENT OFFICER	X1961	23	1			1	100.0%		
PROCUREMENT TECHNICIAN I	X0517	13	1					1	
PROGRAM BUDGET ANALYST III	X0835	19	1						1
PROGRAM BUDGET ANALYST IV	X0836	21	1					1	
PROGRAM BUDGET ANALYST V	X0837	22	3	1	33.3%			2	
RECEPTIONIST	X1921	14	1					1	
RECEPTIONIST	X1928	13	1						1
RECEPTIONIST/SCHEDULER	X1734	15	1						1
REGIONAL ASST SUPERVISOR	X1614	16	5					2	3
RESIDENCE ADMIN ASSISTANT	X1738	14	1						1
RURAL ADVISOR	X1625	24	1						1
SECRETARY	P1151	11	1					1	
SENIOR ECONOMIST	X0485	23	1			1	100.0%		
SPECIAL AGENT	X1176	21	1	1	100.0%				
SPECIAL ASSISTANT	X1130	19	1					1	
SPECIAL ASST DENALI COMMISSION	X1493	24	1	1	100.0%				
SPECIAL STAFF ASSISTANT	X0080	24	3					1	2
SR ADVISOR FOR MILITARY AFFAIR	X1739	24	1					1	
SR POLICY ADV/IN-STATE ENERGY	X1711	24	1			1	100.0%		
TRADE SPECIALIST III	X1938	22	2			1	50.0%	1	
WEB DESIGN	X1730	19	1						1

Employees in the licensed engineers bargaining unit, some employees on approved leave without pay on June 30, 2010, and other records being audited by Retirement & Benefits at the time of this report are not included in these calculations.

Calculations are based on retirement dates projected by Division of Retirement & Benefits.

Retirement Projections by Department & Job Class

Department of Administration									
				Eligible to Retire					
Job Class	Job Class Code	Range	Employee Count	Less than 1 Year	% Less than 1 Year	Between 1 and 5 years	% Between 1 and 5 years	More than 5 years	No Retirement Date Available
ACCOUNTANT II	P1205	16	3	1	33.3%			2	
ACCOUNTANT III	P1206	18	12			2	16.7%	9	1
ACCOUNTANT IV	P1207	20	19	2	10.5%	2	10.5%	11	4
ACCOUNTANT V	P1208	22	4	1	25.0%	1	25.0%	2	
ACCOUNTING CLERK	P1203	10	7			3	42.9%	2	2
ACCOUNTING TECH I	P1210	12	12	2	16.7%	3	25.0%	5	2
ACCOUNTING TECH II	P1211	14	10			2	20.0%	5	3
ACCOUNTING TECH III	P1212	16	7	2	28.6%	1	14.3%	4	
ADMINISTRATIVE ASSISTANT I	K0017	12	5	1	20.0%			2	2
ADMINISTRATIVE ASSISTANT II	K0018	14	7					5	2
ADMINISTRATIVE LAW JUDGE I	P7232	22	2	1	50.0%			1	
ADMINISTRATIVE LAW JUDGE II	P7233	24	3	1	33.3%			2	
ADMINISTRATIVE OFFICER I	K0019	17	6					6	
ADMINISTRATIVE OFFICER II	K0020	19	7	1	14.3%	2	28.6%	4	
ADMINISTRATOR VCCB	P1958	20	1						1
ANALYST/PROGRAMMER I	P1621	14	1						1
ANALYST/PROGRAMMER II	P1622	16	5					3	2
ANALYST/PROGRAMMER III	P1623	18	2						2
ANALYST/PROGRAMMER III	X1282	18	1					1	
ANALYST/PROGRAMMER IV	P1624	20	13	4	30.8%			6	3
ANALYST/PROGRAMMER IV	X1283	20	1	1	100.0%				
ANALYST/PROGRAMMER V	P1625	22	11	2	18.2%	3	27.3%	4	2
ASSOC ATTORNEY I	P7110	17	2			1	50.0%	1	
ASSOC ATTORNEY II	P7111	19	16	3	18.8%			10	3
ASST DIR APOC	P1013	21	1						1
ATTORNEY II	P7143	20	12						12
ATTORNEY III	P7144	22	44					13	31

Employees in the licensed engineers bargaining unit, some employees on approved leave without pay on June 30, 2010, and other records being audited by Retirement & Benefits at the time of this report are not included in these calculations.

Calculations are based on retirement dates projected by Division of Retirement & Benefits.

Retirement Projections by Department & Job Class

Department of Administration									
				Eligible to Retire					
Job Class	Job Class Code	Range	Employee Count	Less than 1 Year	% Less than 1 Year	Between 1 and 5 years	% Between 1 and 5 years	More than 5 years	No Retirement Date Available
ATTORNEY IV	P7145	24	50	8	16.0%	2	4.0%	30	10
ATTORNEY V	P7146	25	27	6	22.2%	2	7.4%	18	1
ATTORNEY VI	P7147	26	4	1	25.0%	1	25.0%	2	
BUDGET ANALYST IV	P1464	21	1			1	100.0%		
CHIEF ADMINISTRATIVE LAW JUDGE	P7231	27	1					1	
CHIEF PROCUREMENT OFF	P1347	27	1			1	100.0%		
CLAIMS ADMINISTRATOR	P2390	19	2			1	50.0%		1
COMM ENG ASSOC I	P8673	20	2						2
COMM ENG ASSOC II	P8674	23	2					1	1
COMM ENG I	P8675	23	2			1	50.0%	1	
COMM ENG II	P8676	24	1	1	100.0%				
COMMISSIONER	X0003	00	1			1	100.0%		
COMMISSIONER,OIL AND GAS COMM	X0321	27	3	1	33.3%	2	66.7%		
CONTRACTING OFFICER II	P1344	16	1					1	
CONTRACTING OFFICER III	P1345	19	13	2	15.4%	1	7.7%	6	4
CONTRACTING OFFICER IV	P1346	22	1					1	
CRIMINAL JUSTICE TECHNICIAN II	P7012	14	1					1	
DATABASE SPECIALIST II	P1827	21	2	1	50.0%	1	50.0%		
DATABASE SPECIALIST III	P1828	22	4	2	50.0%	1	25.0%		1
DATA COMMUNICATIONS SPEC I	P1661	19	3					2	1
DATA COMMUNICATIONS SPEC II	P1662	21	4			1	25.0%	2	1
DATA PROCESSING MANAGER IV	P1644	25	1	1	100.0%				
DATA PROCESSING MGR I	P1641	22	6					3	3
DATA PROCESSING MGR II	P1642	23	3			1	33.3%	1	1
DATA PROCESSING MGR III	P1643	24	8	1	12.5%	1	12.5%	5	1
DATA PROCESSING TECH I	P1611	13	2						2
DATA PROCESSING TECH II	P1612	15	10	2	20.0%	4	40.0%	3	1

Employees in the licensed engineers bargaining unit, some employees on approved leave without pay on June 30, 2010, and other records being audited by Retirement & Benefits at the time of this report are not included in these calculations.

Calculations are based on retirement dates projected by Division of Retirement & Benefits.

Retirement Projections by Department & Job Class

Department of Administration									
				Eligible to Retire					
Job Class	Job Class Code	Range	Employee Count	Less than 1 Year	% Less than 1 Year	Between 1 and 5 years	% Between 1 and 5 years	More than 5 years	No Retirement Date Available
DATA PROCESSING TECH III	P1613	17	5			2	40.0%	1	2
DATA SECURITY SPEC	P1670	20	1						1
DEP CHIEF ADMIN LAW JUDGE	P7234	26	1					1	
DEP COMMISSIONER	P1951	28	2			1	50.0%	1	
DEPUTY DIRECTOR	K0054	25	2	1	50.0%				1
DIVISION DIRECTOR	P1901	27	9			2	22.2%	6	1
DIVISION OPERATIONS MANAGER	K0051	24	1					1	
ELECTRONIC MAINT SPVR	P8346	20	1					1	
EXEC DIR APOC	P1012	24	1					1	
FACILITIES MANAGER II	P2253	21	1						1
HR TECHNICAL SERVICES SUPV I	P1432	17	6	2	33.3%			4	
HUMAN RESOURCE MANAGER I	P1414	22	6	2	33.3%	2	33.3%	2	
HUMAN RESOURCE MANAGER II	P1415	23	1					1	
HUMAN RESOURCE SPECIALIST I	P1410	16	27	2	7.4%	5	18.5%	12	8
HUMAN RESOURCE SPECIALIST II	P1411	18	19	1	5.3%	2	10.5%	14	2
HUMAN RESOURCE SPECIALIST III	P1412	20	8			1	12.5%	7	
HUMAN RESOURCE TECHNICIAN I	P1406	12	12					4	8
HUMAN RESOURCE TECHNICIAN II	P1407	14	53	4	7.5%	4	7.5%	24	21
HUMAN RESOURCE TECHNICIAN III	P1408	15	11	3	27.3%	1	9.1%	6	1
INFORMATION TECHNOLOGY PLANNER	P2258	22	1	1	100.0%				
INTERNAL AUDITOR III	P1292	21	2	1	50.0%	1	50.0%		
INTERNET SPECIALIST I	K0003	16	1					1	
INTERNET SPECIALIST II	K0004	19	1					1	
INVESTIGATOR II	P7767	16	2	1	50.0%	1	50.0%		
INVESTIGATOR III	P7768	18	17	2	11.8%	4	23.5%	7	4
INVESTIGATOR IV	P7769	20	1					1	
LABOR RELATIONS ANALYST II	P1422	20	2					1	1

Employees in the licensed engineers bargaining unit, some employees on approved leave without pay on June 30, 2010, and other records being audited by Retirement & Benefits at the time of this report are not included in these calculations.

Calculations are based on retirement dates projected by Division of Retirement & Benefits.

Retirement Projections by Department & Job Class

Department of Administration									
				Eligible to Retire					
Job Class	Job Class Code	Range	Employee Count	Less than 1 Year	% Less than 1 Year	Between 1 and 5 years	% Between 1 and 5 years	More than 5 years	No Retirement Date Available
LABOR RELATIONS ANALYST III	P1423	21	2			1	50.0%	1	
LABOR RELATIONS MGR	P1431	23	1					1	
LAW OFFICE ASSISTANT I	P7502	11	24	2	8.3%	2	8.3%	4	16
LAW OFFICE ASSISTANT II	P7503	13	15	2	13.3%	2	13.3%	3	8
LAW OFFICE MANAGER II	P7506	16	1					1	
MAIL SERVICES MANAGER	P1915	15	1	1	100.0%				
MAIL SVCS COURIER	P1132	09	4					2	2
MAIL SVCS LEAD COURIER	P1130	10	2					2	
MAINT GEN (F/L/J/SJ)	P9311	54	7	3	42.9%	1	14.3%		3
MAINT GEN (F/L/J/SJ)	P9311	58	4						4
MAINT SPEC BFC (F/LJ/J)	P9323	50	1					1	
MAINT SPEC BFC (F/LJ/J)	P9323	51	1	1	100.0%				
MAINT SPEC ETRONICS	P9324	50	1					1	
MAINT SPEC ETRONICS	P9324	51	11	1	9.1%	1	9.1%	4	5
MAINT SPEC PLUMB	P9328	51	1			1	100.0%		
MICROFILM/IMAGING OPER I	P9811	10	6	2	33.3%			1	3
MICROFILM/IMAGING OPER II	P9812	12	1					1	
MICROFILM/IMAGING OPER III	P9813	14	1					1	
MICRO/NETWORK SPEC I	P1633	18	5	1	20.0%			4	
MICRO/NETWORK SPEC II	P1634	20	3					3	
MOTOR VEHICLE CUST SVC REP I	P7541	10	68	5	7.4%	2	2.9%	20	41
MOTOR VEHICLE CUST SVC REP II	P7542	12	31	4	12.9%	4	12.9%	16	7
MOTOR VEHICLE CUST SVC REP III	P7543	14	6	1	16.7%	1	16.7%	4	
MOTOR VEHICLE HEARING OFFICER	P7210	18	2					2	
MOTOR VEHICLE OFF MGR I	P7561	15	13	1	7.7%	3	23.1%	9	
MOTOR VEHICLE OFF MGR II	P7562	17	5	2	40.0%	1	20.0%	2	
MOTOR VEHICLE OFF MGR III	P7563	20	2	1	50.0%			1	

Employees in the licensed engineers bargaining unit, some employees on approved leave without pay on June 30, 2010, and other records being audited by Retirement & Benefits at the time of this report are not included in these calculations.

Calculations are based on retirement dates projected by Division of Retirement & Benefits.

Retirement Projections by Department & Job Class

Department of Administration									
				Eligible to Retire					No Retirement Date Available
Job Class	Job Class Code	Range	Employee Count	Less than 1 Year	% Less than 1 Year	Between 1 and 5 years	% Between 1 and 5 years	More than 5 years	
MOTOR VEHICLE REGISTRAR	P1904	21	1	1	100.0%				
NATURAL RESOURCE TECH II	P6632	12	1					1	
OFFICE ASSISTANT I	P1134	08	22	3	13.6%	1	4.5%	5	13
OFFICE ASSISTANT II	P1135	10	18	2	11.1%	2	11.1%	3	11
PARALEGAL I	P7105	14	17	3	17.6%	1	5.9%	8	5
PARALEGAL II	P7106	16	11	2	18.2%			6	3
PAYROLL MANAGER	P1249	22	1	1	100.0%				
PAYROLL SPECIALIST I	P1244	16	2	1	50.0%			1	
PAYROLL SPECIALIST II	P1245	18	4	1	25.0%	1	25.0%	2	
PAYROLL SPECIALIST III	P1246	20	1	1	100.0%				
PETROLEUM GEOLOGIST ASST	X0292	16	1	1	100.0%				
PETROLEUM INSPECTOR	X0336	21	5					4	1
PROCUREMENT SPEC II	P1332	16	2	2	100.0%				
PROCUREMENT SPEC III	P1333	18	2			1	50.0%	1	
PROCUREMENT SPEC IV	P1334	20	1					1	
PROCUREMENT SPEC V	P1335	21	1			1	100.0%		
PROG COORDINATOR	P4678	20	1					1	
PROJECT COORD	P4677	18	1					1	
PUBLICATIONS SPEC II	P3607	16	1	1	100.0%				
PUBLICATIONS SPEC III	P3608	19	1						1
PUBLICATIONS TECH II	P3605	13	2						2
PUBLIC DEFENDER	P7160	27	1					1	
PUBLIC GUARDIAN	P4260	18	17	2	11.8%	2	11.8%	9	4
RETIREMENT & BENEFITS SPEC I	P1442	16	7	2	28.6%			2	3
RETIREMENT & BENEFITS TECH II	P1444	12	22	1	4.5%	4	18.2%	10	7
RETIREMENT & BENEFITS TECH III	P1445	14	13	3	23.1%	2	15.4%	5	3
RETIREMENT BEN MANAGER	P1447	23	2			1	50.0%	1	

Employees in the licensed engineers bargaining unit, some employees on approved leave without pay on June 30, 2010, and other records being audited by Retirement & Benefits at the time of this report are not included in these calculations.

Calculations are based on retirement dates projected by Division of Retirement & Benefits.

Executive Branch Employees: Classified (Permanent, Probationary, and Provisional), Partially Exempt, and Exempt

Retirement Projections by Department & Job Class

Department of Administration									
				Eligible to Retire					No Retirement Date Available
Job Class	Job Class Code	Range	Employee Count	Less than 1 Year	% Less than 1 Year	Between 1 and 5 years	% Between 1 and 5 years	More than 5 years	
RETIREMENT BEN SPEC II	P1449	18	13	3	23.1%	1	7.7%	8	1
RETIREMENT BEN SPEC III	P1450	20	3	1	33.3%			1	1
RISK MANAGER	P2391	22	1	1	100.0%				
SENIOR PETROLEUM ENGINEER	X0334	26	3			1	33.3%	1	1
SENIOR PETROLEUM GEOLOGIST	X0332	26	2	1	50.0%	1	50.0%		
SENIOR RESERVOIR ENGINEER	X1552	26	2			1	50.0%	1	
SPEC ASST TO THE COMM I	P1917	21	2					1	1
SPECIAL ASSISTANT TO COMMI	X1917	21	1					1	
STATE ACCOUNTANT	P1238	24	1					1	
STATE LEASING & FACILITIES MGR	P2910	23	1					1	
STATE TRAVEL MANAGER	P1350	20	1	1	100.0%				
STATE TRAVEL OFFICE ASSISTANT	P1351	17	1			1	100.0%		
STATISTICAL TECHNICIAN II	P1707	14	2	1	50.0%			1	
STOCK & PARTS SVCS (L/J/SJ)	P9911	54	1			1	100.0%		
STOCK & PARTS SVCS (L/J/SJ)	P9911	55	1						1
STOCK & PARTS SVCS (L/J/SJ)	P9911	57	2					2	
SUPPLY TECHNICIAN II	P1311	12	2						2
SYSTEMS PROGRAMMER I	P1651	20	4					4	
SYSTEMS PROGRAMMER II	P1652	22	16	1	6.3%			11	4
SYSTEMS PROGRAMMER III	P1653	23	9			2	22.2%	5	2
SYSTEMS PROGRAMMER IV	P1654	25	1	1	100.0%				
TRAINING SPECIALIST I	P1471	16	1						1
TRAINING SPECIALIST II	P1472	18	1	1	100.0%				
TRAINING SPECIALIST III	P1473	20	1					1	
Employees in the licensed engineers bargaining unit, some employees on approved leave without pay on June 30, 2010, and other records being audited by Retirement & Benefits at the time of this report are not included in these calculations.									
Calculations are based on retirement dates projected by Division of Retirement & Benefits.									

Retirement Projections by Department & Job Class

Department of Commerce, Community and Economic Development									
				Eligible to Retire					
Job Class	Job Class Code	Range	Employee Count	Less than 1 Year	% Less than 1 Year	Between 1 and 5 years	% Between 1 and 5 years	More than 5 years	No Retirement Date Available
ACCOUNTANT	X0215	18	1						1
ACCOUNTANT	X1186	24	1	1	100.0%				
ACCOUNTANT II	X0657	16	1			1	100.0%		
ACCOUNTANT III	P1206	18	1			1	100.0%		
ACCOUNTANT IV	P1207	20	1			1	100.0%		
ACCOUNTANT V	P1208	22	2					1	1
ACCOUNTANT V	X1664	24	1					1	
ACCOUNTING CLERK	P1203	10	1						1
ACCOUNTING TECH I	P1210	12	7	1	14.3%			2	4
ACCOUNTING TECH II	P1211	14	3	1	33.3%			2	
ACCOUNTING TECH III	P1212	16	8	1	12.5%	3	37.5%	4	
ACCOUNTING TECHNICIAN	X0661	12	1						1
ACCOUNTING TECHNICIAN	X0661	14	3	2	66.7%			1	
ACCOUNTING TECHNICIAN	X0662	12	1						1
ACCOUNTING TECHNICIAN	X0662	16	1					1	
ACCOUNTING TECHNICIAN II	X1341	14	1						1
ACCOUNTING TECHNICIAN IV	P1235	18	1			1	100.0%		
ACTUARY	X1026	25	2			1	50.0%	1	
ADMIN ASSISTANT	X1011	12	1						1
ADMINISTRATIVE ASSISTANT	X0033	12	1	1	100.0%				
ADMINISTRATIVE ASSISTANT	X0033	14	1					1	
ADMINISTRATIVE ASSISTANT	X1666	12	1						1
ADMINISTRATIVE ASSISTANT I	K0017	12	3	1	33.3%	1	33.3%	1	
ADMINISTRATIVE ASSISTANT II	K0018	14	8			1	12.5%	3	4
ADMINISTRATIVE FISCAL OFFICER	X1717	22	1			1	100.0%		
ADMINISTRATIVE LAW JUDGE	X0145	26	1			1	100.0%		
ADMINISTRATIVE MANAGER	X1266	12	1	1	100.0%				
ADMINISTRATIVE MANAGER	X1266	16	1						1
Employees in the licensed engineers bargaining unit, some employees on approved leave without pay on June 30, 2010, and other records being audited by Retirement & Benefits at the time of this report are not included in these calculations.									
Calculations are based on retirement dates projected by Division of Retirement & Benefits.									

Retirement Projections by Department & Job Class

Department of Commerce, Community and Economic Development									
				Eligible to Retire					
Job Class	Job Class Code	Range	Employee Count	Less than 1 Year	% Less than 1 Year	Between 1 and 5 years	% Between 1 and 5 years	More than 5 years	No Retirement Date Available
ADMINISTRATIVE MANAGER	X1266	20	1	1	100.0%				
ADMINISTRATIVE OFFICER II	K0020	19	6	2	33.3%			4	
ADMINISTRATIVE SPECIALIST	X0553	17	1						1
ADMINISTRATIVE SPECIALIST	X0553	18	1					1	
ADMINISTRATIVE SUPPORT TECH	X0075	12	1						1
ADVISORY SECTION MANAGER	X1471	25	1					1	
AEROSPACE ENGINEER V	X1655	22	1						1
ANALYST/PROGRAMMER II	P1622	16	2					1	1
ANALYST/PROGRAMMER III	P1623	18	2						2
ANALYST/PROGRAMMER IV	P1624	20	7					5	2
ANALYST/PROGRAMMER V	P1625	22	3	2	66.7%			1	
ASSISTANT PROJECT MANAGER	X1439	22	1						1
ASSISTANT PROJECT MGR - HYDRO	X1692	22	1						1
ASSISTANT PROJECT MGR - WIND	X1691	22	1						1
ASST MARKETING DIRECTOR	X1926	18	1					1	
ASST STATE ASSESSOR	P2656	21	1					1	
BUDGET ANALYST IV	P1464	21	1					1	
BUDGET MANAGER	X1299	19	1	1	100.0%				
BUSINESS DEVELOPMENT OFFICER	X1724	22	2					1	1
BUSINESS DEVELOPMENT SPEC II	X1319	20	1			1	100.0%		
BUSINESS REG EXAMINER	P2320	13	6	2	33.3%	1	16.7%	2	1
CHIEF ENGR & DIR BUSINESS DEV	X1627	27	1	1	100.0%				
CHIEF EXECUTIVE OFFICER	X1576	30	1						1
CIRCUIT RIDER TECHNICIAN	X1488	20	1						1
COMMISSIONER	X0003	00	1	1	100.0%				
COMMISSIONER, RCA	X0004	27	5	4	80.0%			1	
COMMISSION SECTION MGR	X1476	23	1	1	100.0%				
COMMUNICATIONS COM CAR SP II	P2361	20	1					1	
Employees in the licensed engineers bargaining unit, some employees on approved leave without pay on June 30, 2010, and other records being audited by Retirement & Benefits at the time of this report are not included in these calculations.									
Calculations are based on retirement dates projected by Division of Retirement & Benefits.									

Retirement Projections by Department & Job Class

Department of Commerce, Community and Economic Development									
				Eligible to Retire					
Job Class	Job Class Code	Range	Employee Count	Less than 1 Year	% Less than 1 Year	Between 1 and 5 years	% Between 1 and 5 years	More than 5 years	No Retirement Date Available
COMMUNICATIONS COM CAR SP III	P2362	22	2			1	50.0%		1
COMMUNICATIONS COM CAR SP IV	P2363	23	1			1	100.0%		
COMMUNICATIONS COORDINATOR	X0933	23	1						1
COMMUNICATIONS DIRECTOR	X1426	22	1	1	100.0%				
COMMUNICATIONS & ELECT SUPVR	X1415	18	1					1	
CONSMR PROT-INFO OFF I	P2365	14	2	1	50.0%			1	
CONSMR PROT-INFO OFF II	P2366	20	1					1	
CONSMR SERVICE SPEC(INSURANCE)	P2319	16	3			2	66.7%	1	
CONSMR SERVICE SUPR(INSURANCE)	P2318	18	1					1	
CONTRACT/GRANTS ADMINISTRATOR	X1460	15	1					1	
CONTRACT/PROGRAM MANAGER	X1594	21	1					1	
CONTROLLER	X0560	24	2					2	
COORDINATOR-RURAL COM OUTREACH	X1570	24	1	1	100.0%				
CREDIT ADMINISTRATOR	X1446	16	1					1	
DATA PROCESSING MGR III	P1643	24	1					1	
DATA SYSTEMS SPECIALIST	X1175	22	1					1	
DEP COMMISSIONER	P1951	28	2	1	50.0%				1
DEP GEN MGR,KODIAK LAUNCH COMP	X1725	25	1					1	
DEPUTY DIRECTOR CREDIT	X0349	27	1	1	100.0%				
DEPUTY DIRECTOR - DEVELOPMENT	X1708	27	1						1
DEPUTY DIRECTOR FINANCE	X0351	27	1			1	100.0%		
DEPUTY DIRECTOR, INSURANCE	P2307	24	1					1	
DEPUTY DIRECTOR - OPERATIONS	X1709	27	1					1	
DEPUTY DIRECTOR-RURAL ENERGY	X1571	27	1	1	100.0%				
DEV SPEC II, OPTION A	P2288	20	6					4	2
DEV SPEC II, OPTION B	P2289	20	3	2	66.7%			1	
DIR CONTRACT & MATERIALS MGMT	X1436	25	1	1	100.0%				
DIR HEALTH, SAFETY & TRAINING	X1613	20	1					1	
Employees in the licensed engineers bargaining unit, some employees on approved leave without pay on June 30, 2010, and other records being audited by Retirement & Benefits at the time of this report are not included in these calculations.									
Calculations are based on retirement dates projected by Division of Retirement & Benefits.									

Retirement Projections by Department & Job Class

Department of Commerce, Community and Economic Development									
				Eligible to Retire					
Job Class	Job Class Code	Range	Employee Count	Less than 1 Year	% Less than 1 Year	Between 1 and 5 years	% Between 1 and 5 years	More than 5 years	No Retirement Date Available
DIVISION DIRECTOR	P1901	27	7	4	57.1%	1	14.3%		2
DIVISION DIRECTOR	X1568	27	1						1
DIVISION OPERATIONS MANAGER	K0051	24	2	1	50.0%	1	50.0%		
ECONOMIC DEVELOPMENT ADVISOR	X1609	24	1						1
ECONOMIC DEVELOPMENT OFFICER	X1723	24	1	1	100.0%				
ELECTRICAL TECHNICIAN	X1419	18	1					1	
ENGINEER/AUTOCAD OPERATOR	X1685	14	1						1
ENGINEER II	X1676	19	1						1
ENGINEER IV	X1689	21	1						1
EXEC ADMIN BOARD OF NURSING	P5130	23	1	1	100.0%				
EXEC ADMINISTRATOR REC	P2327	19	1					1	
EXECUTIVE ADMINISTRATOR AELS	P2328	18	1	1	100.0%				
EXECUTIVE DIRECTOR	X0288	26	1	1	100.0%				
EXECUTIVE DIRECTOR	X0289	28	2			1	50.0%		1
EXECUTIVE DIRECTOR SAC	X1180	21	1	1	100.0%				
FINANCE ASSISTANT	X0328	12	1						1
FINANCE ASSISTANT	X0329	15	1					1	
FINANCIAL INSTIT EXAM I	P2310	17	2					1	1
FINANCIAL INSTIT EXAM II	P2311	19	1	1	100.0%				
FINANCIAL INSTIT EXAM III	P2312	21	1			1	100.0%		
FINANCIAL INSTIT EXAM IV	P2313	22	1					1	
FOODSERVICE DIRECTOR	X0992	24	1					1	
GRANTS ADMINISTRATION MGR	K0045	21	1					1	
GRANTS ADMINISTRATOR	X1645	22	1	1	100.0%				
GRANTS ADMINISTRATOR I	P2269	14	1			1	100.0%		
GRANTS ADMINISTRATOR II	P2270	17	8	2	25.0%			5	1
GRANTS ADMINISTRATOR III	P2271	19	3			2	66.7%	1	
GRANTS ASSISTANT	X1721	15	1	1	100.0%				
Employees in the licensed engineers bargaining unit, some employees on approved leave without pay on June 30, 2010, and other records being audited by Retirement & Benefits at the time of this report are not included in these calculations.									
Calculations are based on retirement dates projected by Division of Retirement & Benefits.									

Executive Branch Employees: Classified (Permanent, Probationary, and Provisional), Partially Exempt, and Exempt

Retirement Projections by Department & Job Class

Department of Commerce, Community and Economic Development									
				Eligible to Retire					
Job Class	Job Class Code	Range	Employee Count	Less than 1 Year	% Less than 1 Year	Between 1 and 5 years	% Between 1 and 5 years	More than 5 years	No Retirement Date Available
HEARING EXAMINER I	P2380	24	3					2	1
HEARING EXAMINER II	K0076	26	1					1	
INFORMATION SYSTEMS TECHNICIAN	X1661	17	1					1	
INS FINANCIAL EXAM I	P2300	19	1	1	100.0%				
INS FINANCIAL EXAM II	P2301	21	3	2	66.7%			1	
INS FINANCIAL EXAM III	P2302	23	1					1	
INSURANCE ANALYST I	P2350	13	1					1	
INSURANCE ANALYST II	P2358	16	3					1	2
INSURANCE ANALYST III	P2359	18	5			1	20.0%	2	2
INSURANCE LICENSING EXAM I	P2344	12	3						3
INTERNATIONAL PROG COORDINATOR	X1595	16	1						1
INTERNATIONAL PROG COORDINATOR	X1595	18	1						1
INTERNATIONAL PROGRAM DIRECTOR	X0170	24	1						1
INVENTORY PROPERTY MGMT SPEC	X1634	15	1						1
INVESTIGATOR I	P7766	13	1					1	
INVESTIGATOR II	P7767	16	3	1	33.3%			2	
INVESTIGATOR III	P7768	18	14	1	7.1%	3	21.4%	7	3
INVESTIGATOR IV	P7769	20	2			1	50.0%	1	
KLC FACILITY MANAGER	X1264	22	1						1
LAW OFFICE ASSISTANT I	P7502	11	3						3
LAW OFFICE ASSISTANT II	P7503	13	2					1	1
LOAN CLOSER/PROCESSOR I	P2116	10	2						2
LOAN CLOSER/PROCESSOR II	P2117	12	3						3
LOAN CLOSER/PROCESSOR III	P2118	14	1						1
LOAN/COLLECTION MANAGER	P2120	22	2	1	50.0%			1	
LOAN/COLLECTION OFF I	P2113	16	6			1	16.7%	3	2
LOAN/COLLECTION OFFICER III	P2115	20	2	1	50.0%			1	
LOAN/COLLECTION OFF II	P2114	18	2			1	50.0%	1	
Employees in the licensed engineers bargaining unit, some employees on approved leave without pay on June 30, 2010, and other records being audited by Retirement & Benefits at the time of this report are not included in these calculations.									
Calculations are based on retirement dates projected by Division of Retirement & Benefits.									

Retirement Projections by Department & Job Class

Department of Commerce, Community and Economic Development									
				Eligible to Retire					
Job Class	Job Class Code	Range	Employee Count	Less than 1 Year	% Less than 1 Year	Between 1 and 5 years	% Between 1 and 5 years	More than 5 years	No Retirement Date Available
LOAN OFFICER II	X1226	24	1					1	
LOAN SERVICES SUPERVISOR	X0636	18	1					1	
LOAN SERVICING TECHNICIAN II	X0393	12	1						1
LOCAL GOVT SPEC II	P1872	15	5					1	4
LOCAL GOVT SPEC III	P1873	17	8	1	12.5%	2	25.0%	4	1
LOCAL GOVT SPEC IV	P1874	19	5	2	40.0%	1	20.0%	1	1
LOCAL GOVT SPEC V	P1875	21	3	1	33.3%			1	1
MAINTENANCE TECHNICIAN	X1468	14	1						1
MAINTENANCE TECHNICIAN	X1468	16	1					1	
MAINTENANCE TECHNICIAN	X1468	19	1						1
MAINTENANCE TECHNICIAN - HVAC	X1682	18	1					1	
MAINTENANCE TECH (RF COMMS)	X1597	14	1						1
MAINTENANCE TECH (RF COMMS)	X1597	19	1						1
MAINT TECH (CORROSION CONTROL)	X1598	15	2						2
MAINT TECHNICIAN - FACILITIES	X1686	15	1						1
MARINE PILOT COORD	P1959	20	1	1	100.0%				
MARKETING SPECIALIST	X1925	18	2	1	50.0%			1	
MATERIALS MGMT SPECIALIST	X1438	15	1			1	100.0%		
MECHANICAL TECHNICIAN	X1418	14	1						1
MICRO/NETWORK SPEC I	P1633	18	4	1	25.0%			2	1
MICRO/NETWORK SPEC II	P1634	20	2					2	
MICRO/NETWORK TECH II	P1632	16	1						1
NATURAL RESOURCE SPEC III	P6643	18	1			1	100.0%		
OCCUP LICENSING EXAMINER	P2325	13	20	2	10.0%	1	5.0%	11	6
OFFICE ASSISTANT I	P1134	08	19	1	5.3%	1	5.3%	5	12
OFFICE ASSISTANT II	P1135	10	17	1	5.9%	1	5.9%	5	10
OFFICE ASSISTANT III	K0077	11	1	1	100.0%				
OFFICE ASSISTANT IV	P1136	12	1					1	
Employees in the licensed engineers bargaining unit, some employees on approved leave without pay on June 30, 2010, and other records being audited by Retirement & Benefits at the time of this report are not included in these calculations.									
Calculations are based on retirement dates projected by Division of Retirement & Benefits.									

Retirement Projections by Department & Job Class

Department of Commerce, Community and Economic Development									
				Eligible to Retire					
Job Class	Job Class Code	Range	Employee Count	Less than 1 Year	% Less than 1 Year	Between 1 and 5 years	% Between 1 and 5 years	More than 5 years	No Retirement Date Available
OPERATIONS SAFETY SPECIALIST	X1667	19	1						1
OUTREACH ADMINISTRATOR	X1208	20	1					1	
PARALEGAL I	P7105	14	2					1	1
PARALEGAL II	P7106	16	5	2	40.0%			3	
PCE PROGRAM ADMINISTRATOR	X1647	17	1					1	
PLANNER II	P2292	17	1					1	
PLANNER III	P2293	19	3			2	66.7%	1	
PRES & CHIEF OPERATING OFFICER	X1636	30	1						1
PREV MAINT OPER & MAINT SCHED	X1681	15	1						1
PROCESS COORDINATOR, RCA	P7103	18	1						1
PROCUREMENT ASSISTANT	X1656	11	1			1	100.0%		
PROCUREMENT MANAGER	X0217	20	2					1	1
PROCUREMENT MANAGER	X0228	24	1	1	100.0%				
PROCUREMENT SPEC I	P1331	14	1					1	
PROCUREMENT SPEC II	P1332	16	1			1	100.0%		
PROCUREMENT SPEC IV	P1334	20	1					1	
PROG COORDINATOR	P4678	20	2			1	50.0%	1	
PROGRAM ANALYST I	X1441	21	1					1	
PROGRAM COORDINATOR I	K0071	18	1						1
PROGRAM MANAGER	X0232	21	1			1	100.0%		
PROGRAM MANAGER	X0232	22	1					1	
PROGRAM MANAGER, BF & RPSU	X1710	25	1	1	100.0%				
PROJECT ASSISTANT	K0070	16	1					1	
PROJECT ASSISTANT	X0376	16	1	1	100.0%				
PROJECT ASSISTANT	X1136	15	1					1	
PROJECT DEVELOPMENT MANAGER	X1138	25	1			1	100.0%		
PROJECT DEVELOPMENT SPECIALIST	X1448	20	1					1	
PROJECT MANAGER	X0342	24	2						2
Employees in the licensed engineers bargaining unit, some employees on approved leave without pay on June 30, 2010, and other records being audited by Retirement & Benefits at the time of this report are not included in these calculations.									
Calculations are based on retirement dates projected by Division of Retirement & Benefits.									

Retirement Projections by Department & Job Class

Department of Commerce, Community and Economic Development									
				Eligible to Retire					
Job Class	Job Class Code	Range	Employee Count	Less than 1 Year	% Less than 1 Year	Between 1 and 5 years	% Between 1 and 5 years	More than 5 years	No Retirement Date Available
PROJECT MANAGER	X0342	25	2	1	50.0%			1	
PROJECT MANAGER	X0492	25	2	1	50.0%			1	
PROJECT MANAGER	X0494	22	2			1	50.0%		1
PROJECT MANAGER	X0494	24	1						1
PROJECT MANAGER	X1223	25	2	2	100.0%				
PROJECT MANAGER II	X1114	24	1					1	
PROJ MGR-ENERGY DATA INVENTORY	X1720	22	1			1	100.0%		
PUBLICATIONS TECH I	P3604	11	2					1	1
PUBLICATIONS TECH II	P3605	13	1					1	
QUALITY ASSURANCE COORDINATOR	X0563	23	1	1	100.0%				
RECORDS & LICENSING SPVR	P1905	16	6	1	16.7%	1	16.7%	4	
REGULATIONS SPEC II	P2341	16	1					1	
RESEARCH ANALYST II	P1793	16	1						1
RESEARCH ANALYST III	P1794	18	1						1
RESEARCH ANALYST IV	P1795	21	1	1	100.0%				
RETAIL PROGRAM DIRECTOR	X1237	24	1	1	100.0%				
RSTS TECHNICIAN IV	X1663	23	1						1
RSTS TECHNICIAN (LEVEL I & II)	X1683	14	1						1
RURAL ELECTRIC UTILITY WORKER	X1440	20	3	1	33.3%			2	
SECRETARY	P1151	11	1					1	
SECURITIES EXAMINER I	P2316	21	2	1	50.0%			1	
SECURITIES EXAMINER II	P2317	22	2					2	
SECURITY MGR/INFO SYS SEC MGR	X1392	19	1						1
SPEC ASST TO THE COMM II	P1918	23	1					1	
STATE ASSESSOR	P2655	23	1	1	100.0%				
SUPPLY TECHNICIAN II	P1311	12	1					1	
SUPPORT MANAGER	X1466	19	1						1
SYSTEMS PROGRAMMER III	P1653	23	1					1	
Employees in the licensed engineers bargaining unit, some employees on approved leave without pay on June 30, 2010, and other records being audited by Retirement & Benefits at the time of this report are not included in these calculations.									
Calculations are based on retirement dates projected by Division of Retirement & Benefits.									

Retirement Projections by Department & Job Class

Department of Commerce, Community and Economic Development									
				Eligible to Retire					
Job Class	Job Class Code	Range	Employee Count	Less than 1 Year	% Less than 1 Year	Between 1 and 5 years	% Between 1 and 5 years	More than 5 years	No Retirement Date Available
SYSTEMS SUPPORT MANAGER	X1393	19	1					1	
TAX AUDITOR III	P1260	20	1					1	
TECHNICAL ENGINEER II	X1110	25	2					2	
USDA FOOD AID PROG COORDINATOR	X1596	21	1						1
UTILITY ENG ANALYST III	P8705	20	1						1
UTILITY ENG ANALYST IV	P8706	22	1	1	100.0%				
UTILITY ENGINEERING ANALYST V	P8707	24	1					1	
UTILITY FIN ANALYST I	P2334	17	1					1	
UTILITY FIN ANALYST II	P2335	19	1						1
UTILITY FIN ANALYST III	P2336	21	1					1	
UTILITY FIN ANALYST IV	P2337	23	1					1	
UTILITY TARIFF ANALYST I	P2384	14	1						1
UTILITY TARIFF ANALYST II	P2385	17	2					1	1
UTILITY TARIFF ANALYST III	P2386	20	1					1	
VP AND CHIEF FINANCIAL OFFICER	X1327	27	1						1
VP/GEN MGR-KODIAK LAUNCH COMPL	X1728	28	1			1	100.0%		
VP OF BUSINESS OPER AND ADMIN	X1437	27	1					1	
WAREHOUSE MANAGER	X1351	15	1					1	
Employees in the licensed engineers bargaining unit, some employees on approved leave without pay on June 30, 2010, and other records being audited by Retirement & Benefits at the time of this report are not included in these calculations.									
Calculations are based on retirement dates projected by Division of Retirement & Benefits.									

Retirement Projections by Department & Job Class

Department of Corrections									
				Eligible to Retire					
Job Class	Job Class Code	Range	Employee Count	Less than 1 Year	% Less than 1 Year	Between 1 and 5 years	% Between 1 and 5 years	More than 5 years	No Retirement Date Available
ACCOUNTANT V	P1208	22	1					1	
ACCOUNTING CLERK	P1203	10	16	1	6.3%			3	12
ACCOUNTING TECH I	P1210	12	5					3	2
ACCOUNTING TECH II	P1211	14	1					1	
ACCOUNTING TECH III	P1212	16	2			1	50.0%	1	
ACCOUNTING TECHNICIAN IV	P1235	18	1					1	
ADMINISTRATIVE ASSISTANT I	K0017	12	1						1
ADMINISTRATIVE ASSISTANT II	K0018	14	5	1	20.0%	1	20.0%	3	
ADMINISTRATIVE OFFICER I	K0019	17	12	2	16.7%	2	16.7%	7	1
ADMINISTRATIVE OFFICER II	K0020	19	1					1	
ADULT PROBATION OFF I	P4342	14	14					2	12
ADULT PROBATION OFF II	P4343	16	115	11	9.6%	9	7.8%	66	29
ADULT PROBATION OFF III	P4344	18	35	4	11.4%	7	20.0%	24	
ADULT PROBATION OFF IV	P4345	20	3					3	
ADULT PROBATION OFF V	P4346	22	3	2	66.7%			1	
ANALYST/PROGRAMMER III	P1623	18	1					1	
ANALYST/PROGRAMMER V	P1625	22	2			1	50.0%	1	
ASST CORRECTIONAL SUPT	P7655	19	11	7	63.6%	1	9.1%	3	
BUDGET ANALYST II	P1462	16	1					1	
BUDGET ANALYST III	P1463	19	1			1	100.0%		
BUDGET MANAGER	P1465	22	1					1	
BUILDING MAINT SUPT	P8460	20	1					1	
CHIEF TIME ACCOUNTING OFFICER	P1956	18	1			1	100.0%		
COMMISSIONER	X0003	00	1					1	
CORRECTIONAL OFFICER I	P7646	11	53	1	1.9%	1	1.9%	5	46
CORRECTIONAL OFFICER II	P7653	13	586	51	8.7%	53	9.0%	311	171
CORRECTIONAL OFFICER III	P7654	15	119	22	18.5%	32	26.9%	61	4

Employees in the licensed engineers bargaining unit, some employees on approved leave without pay on June 30, 2010, and other records being audited by Retirement & Benefits at the time of this report are not included in these calculations.

Calculations are based on retirement dates projected by Division of Retirement & Benefits.

Retirement Projections by Department & Job Class

Department of Corrections									
				Eligible to Retire					
Job Class	Job Class Code	Range	Employee Count	Less than 1 Year	% Less than 1 Year	Between 1 and 5 years	% Between 1 and 5 years	More than 5 years	No Retirement Date Available
CORRECTIONAL OFFICER IV	P7647	18	13	6	46.2%	2	15.4%	5	
CORRECTIONAL SUPERINTENDENT I	P7657	21	11	7	63.6%	2	18.2%	1	1
CORRECTIONAL SUPERINTENDENT II	P7658	22	1	1	100.0%				
CORR INDUS PROD MGR II	P7666	18	1	1	100.0%				
CRIMINAL JUSTICE PLANNER	P2221	21	4			2	50.0%	1	1
CRIMINAL JUSTICE SPECIALIST	P7013	16	1			1	100.0%		
CRIMINAL JUSTICE TECHNICIAN I	P7011	12	5			1	20.0%	2	2
CRIMINAL JUSTICE TECHNICIAN II	P7012	14	34	5	14.7%	4	11.8%	19	6
DATA PROCESSING MGR II	P1642	23	1	1	100.0%				
DENTAL HYGIENIST	P5470	16	1					1	
DEP COMMISSIONER	P1951	28	2						2
DIVISION DIRECTOR	P1901	27	3	2	66.7%	1	33.3%		
DIVISION OPERATIONS MANAGER	K0051	24	1					1	
ED COORDINATOR (COR)	P3140	16	19	8	42.1%	1	5.3%	7	3
EDUCATION ASSOC II	P3158	15	1					1	
EMPLOY SEC SPEC IA	P4648	13	1					1	
ENVIRO SERVICES (F/L/J)	P9171	60	2					1	1
EXEC DIR AK BD PAROLE	P4355	23	1					1	
EXEC SECRETARY III	P1156	16	1						1
FACILITIES MANAGER I	P2252	20	3	1	33.3%			2	
FACILITIES MANAGER II	P2253	21	1	1	100.0%				
FOOD SERVICE (F/L/J/SJ)	P9101	53	5	2	40.0%			3	
FOOD SERVICE (F/L/J/SJ)	P9101	56	30	5	16.7%	2	6.7%	12	11
FOOD SERVICE (F/L/J/SJ)	P9101	57	3			1	33.3%	1	1
FOOD SERVICE SUPERVISOR	P9104	16	6	2	33.3%	2	33.3%	2	
FORENSIC PSYCHIATRIST	X0679	28	2	1	50.0%			1	
HEALTH PRACTITIONER I	P5212	24	10	4	40.0%	3	30.0%	1	2

Employees in the licensed engineers bargaining unit, some employees on approved leave without pay on June 30, 2010, and other records being audited by Retirement & Benefits at the time of this report are not included in these calculations.

Calculations are based on retirement dates projected by Division of Retirement & Benefits.

Retirement Projections by Department & Job Class

Department of Corrections									
				Eligible to Retire					
Job Class	Job Class Code	Range	Employee Count	Less than 1 Year	% Less than 1 Year	Between 1 and 5 years	% Between 1 and 5 years	More than 5 years	No Retirement Date Available
INTERNAL AUDITOR IV	P1293	23	1					1	
LICENSED PRAC NURSE	P5116	17	22	3	13.6%	1	4.5%	9	9
MAIL SVCS COURIER	P1132	09	1					1	
MAINT GEN (F/L/J/SJ)	P9311	52	3			1	33.3%	2	
MAINT GEN (F/L/J/SJ)	P9311	53	2			1	50.0%	1	
MAINT GEN (F/L/J/SJ)	P9311	54	16	2	12.5%	4	25.0%	4	6
MAINT SPEC BFC (F/LJ/J)	P9323	50	4	1	25.0%	3	75.0%		
MAINT SPEC BFC (F/LJ/J)	P9323	51	6	2	33.3%	2	33.3%	2	
MAINT SPEC BFC (F/LJ/J)	P9323	53	5			1	20.0%	2	2
MAINT SPEC ETRICIAN	P9325	51	6	1	16.7%	1	16.7%	2	2
MAINT SPEC ETRONICS	P9324	51	3	3	100.0%				
MAINT SPEC PLUMB	P9328	51	5			1	20.0%		4
MECH AUTO	P9331	53	2	1	50.0%			1	
MEDICAL DIRECTOR	X0677	28	2	1	50.0%				1
MEDICAL OFFICER	X0681	00	1					1	
MEDICAL RECORD ADMIN	P5423	16	1					1	
MEDICAL RECORDS ASST	P1140	10	8	1	12.5%	3	37.5%	2	2
MICROFILM/IMAGING OPER II	P9812	12	1					1	
MICRO/NETWORK SPEC I	P1633	18	1						1
MICRO/NETWORK SPEC II	P1634	20	1						1
MICRO/NETWORK TECH II	P1632	16	6	1	16.7%			2	3
MNTL HLTH CLINICIAN II	P5337	19	13	2	15.4%	3	23.1%	5	3
MNTL HLTH CLINICIAN III	P5338	21	11	3	27.3%			4	4
MNTL HLTH CLINICIAN IV	P5339	23	1					1	
NURSE I	P5110	18	3					1	2
NURSE II	P5111	19	39	7	17.9%	7	17.9%	9	16
NURSE III	P5112	20	7	1	14.3%			4	2

Employees in the licensed engineers bargaining unit, some employees on approved leave without pay on June 30, 2010, and other records being audited by Retirement & Benefits at the time of this report are not included in these calculations.

Calculations are based on retirement dates projected by Division of Retirement & Benefits.

Retirement Projections by Department & Job Class

Department of Corrections									
				Eligible to Retire					
Job Class	Job Class Code	Range	Employee Count	Less than 1 Year	% Less than 1 Year	Between 1 and 5 years	% Between 1 and 5 years	More than 5 years	No Retirement Date Available
NURSE II (PSYCH)	P5117	19	3	2	66.7%			1	
NURSE IV	P5113	22	1					1	
NURSE IV (PSYCH)	P5119	22	1					1	
OFFICE ASSISTANT I	P1134	08	30	5	16.7%			10	15
OFFICE ASSISTANT II	P1135	10	19	3	15.8%	6	31.6%	6	4
OFFICE ASSISTANT III	K0077	11	7	3	42.9%			3	1
PHARMACY TECHNICIAN	P5602	12	3	1	33.3%			1	1
POLICY AND PROGRAM SPECIALIST	X0976	21	1					1	
PROCUREMENT SPEC I	P1331	14	3	1	33.3%	1	33.3%		1
PROCUREMENT SPEC II	P1332	16	1					1	
PROCUREMENT SPEC III	P1333	18	2	1	50.0%			1	
PROCUREMENT SPEC IV	P1334	20	1	1	100.0%				
PROGRAM COORDINATOR II	K0072	20	1	1	100.0%				
PSYCHOLOGICAL COUNSLR II	P5327	17	5			2	40.0%		3
QA&UR NURSE	P5120	24	1					1	
RESEARCH ANALYST IV	P1795	21	1			1	100.0%		
SECRETARY	P1151	11	1					1	
SOCIAL WORKER II	P4113	16	1					1	
SPEC ASST TO THE COMM II	P1918	23	1						1
STATISTICAL TECHNICIAN I	P1706	12	1					1	
STOCK & PARTS SVCS (L/J/SJ)	P9911	53	1	1	100.0%				
STOCK & PARTS SVCS (L/J/SJ)	P9911	54	2					1	1
STOCK & PARTS SVCS (L/J/SJ)	P9911	57	2					2	
SUPPLY TECHNICIAN I	P1310	10	1					1	
SUPPLY TECHNICIAN II	P1311	12	3					1	2
Employees in the licensed engineers bargaining unit, some employees on approved leave without pay on June 30, 2010, and other records being audited by Retirement & Benefits at the time of this report are not included in these calculations.									
Calculations are based on retirement dates projected by Division of Retirement & Benefits.									

Retirement Projections by Department & Job Class

Department of Education and Early Development									
				Eligible to Retire					
Job Class	Job Class Code	Range	Employee Count	Less than 1 Year	% Less than 1 Year	Between 1 and 5 years	% Between 1 and 5 years	More than 5 years	No Retirement Date Available
ACCOUNTANT	X0214	20	2					2	
ACCOUNTANT	X0215	18	3			1	33.3%	1	1
ACCOUNTANT	X0701	16	1					1	
ACCOUNTANT	X1186	22	1					1	
ACCOUNTANT IV	P1207	20	1					1	
ACCOUNTING TECH I	P1210	12	1					1	
ACCOUNTING TECH II	P1211	14	3					3	
ACCOUNTING TECH III	P1212	16	2					2	
ACCOUNTING TECHNICIAN (ACPE)	X0818	12	3	1	33.3%	1	33.3%	1	
ACCOUNTING TECHNICIAN (ACPE)	X0818	14	3					1	2
ADMIN ASST III	K0053	15	1					1	
ADMINISTRATIVE ASSISTANT	X0033	12	1					1	
ADMINISTRATIVE ASSISTANT	X0751	13	2	1	50.0%				1
ADMINISTRATIVE ASSISTANT I	K0017	12	2			1	50.0%		1
ADMINISTRATIVE ASSISTANT II	K0018	14	3			1	33.3%	2	
ADMINISTRATIVE MANAGER	X1266	18	1					1	
ADMINISTRATIVE MANAGER	X1266	20	1					1	
ADMINISTRATIVE OFFICER	X0041	22	1	1	100.0%				
ADMINISTRATIVE OFFICER	X0044	20	1			1	100.0%		
ADMINISTRATIVE OFFICER	X0659	18	1			1	100.0%		
ADMINISTRATIVE OFFICER I	K0019	17	2			1	50.0%	1	
ADMINISTRATIVE SUPPORT SPEC	X0060	12	1			1	100.0%		
ADMIN SUPPORT SPECIALIST	X0858	14	3			1	33.3%	2	
ADMIN SUPPORT SPECIALIST	X0859	13	1					1	
ANALYST/PROGRAMMER II	P1622	16	1	1	100.0%				
ARCHITECTURAL ASST III	P8434	19	1	1	100.0%				
ARCHIVIST II	P3581	18	2					2	

Employees in the licensed engineers bargaining unit, some employees on approved leave without pay on June 30, 2010, and other records being audited by Retirement & Benefits at the time of this report are not included in these calculations.

Calculations are based on retirement dates projected by Division of Retirement & Benefits.

Retirement Projections by Department & Job Class

Department of Education and Early Development									
				Eligible to Retire					
Job Class	Job Class Code	Range	Employee Count	Less than 1 Year	% Less than 1 Year	Between 1 and 5 years	% Between 1 and 5 years	More than 5 years	No Retirement Date Available
ARCHIVIST III	P3582	20	1	1	100.0%				
ASSISTANT DIRECTOR	X0581	22	1					1	
ASST.DIR.INSTRUCTION & HOUSING	X0904	23	2			2	100.0%		
BUDGET ANALYST IV	P1464	21	1					1	
BUILDING MAINT SUPT	P8460	20	1						1
BUILDING MGMT SPECIALIST	P8458	19	1					1	
BUSINESS LEAD/ANALYST II	X2001	16	2					2	
BUSINESS LEAD/ANALYST III	X2002	18	2					2	
CHIEF CURATOR	P3526	22	1	1	100.0%				
CHIEF FINANCIAL OFFICER	X0428	25	1					1	
COMMISSIONER	X0003	00	1	1	100.0%				
CUSTOMER SERVICE SPEC I	X0615	11	1	1	100.0%				
CUSTOMER SERVICE SPEC III	X0617	13	12	3	25.0%			2	7
CUSTOMER SERVICE SPEC III	X0617	14	4	1	25.0%	1	25.0%	2	
CUSTOMER SERVICE SPEC III	X0617	15	1					1	
CUSTOMER SERVICE SUPERVISOR	X0994	17	1					1	
DATABASE SPECIALIST III	P1828	22	1					1	
DATA PROCESSING MGR I	P1641	22	1					1	
DATA PROCESSING TECH I	P1611	13	1					1	
DEP COMMISSIONER	P1951	28	1	1	100.0%				
DEP DIR LIBRARY,ARCHIVE,MUSEUM	P3576	24	1						1
DEPUTY DIRECTOR,DTLS	P3172	24	1					1	
DIRECTOR	X0066	25	1					1	
DIRECTOR	X1192	22	1						1
DIRECTOR/ISS	X1236	25	1					1	
DIVISION DIRECTOR	P1901	27	5	3	60.0%			1	1
DIVISION OPERATIONS MANAGER	K0051	24	1	1	100.0%				
Employees in the licensed engineers bargaining unit, some employees on approved leave without pay on June 30, 2010, and other records being audited by Retirement & Benefits at the time of this report are not included in these calculations.									
Calculations are based on retirement dates projected by Division of Retirement & Benefits.									

Retirement Projections by Department & Job Class

Department of Education and Early Development									
				Eligible to Retire					
Job Class	Job Class Code	Range	Employee Count	Less than 1 Year	% Less than 1 Year	Between 1 and 5 years	% Between 1 and 5 years	More than 5 years	No Retirement Date Available
DOCUMENTS PROCESSOR	X0753	10	1					1	
DORMITORY ATTENDANT	P7805	11	2	1	50.0%				1
DUE DILIGENCE SUPERVISOR	X0589	16	1					1	
EDUCATION ADMIN II	P3171	22	6	5	83.3%			1	
EDUCATION ASSOC II	P3158	15	7					5	2
EDUCATION ASSOC III	P3159	17	2					2	
EDUCATION PROG ASSISTANT	P3156	12	12					7	5
EDUCATION SPECIALIST I	P3160	19	5			2	40.0%	2	1
EDUCATION SPECIALIST II	P3161	21	18	2	11.1%	5	27.8%	6	5
EXEC DIR COUNCIL OF ARTS	P3510	22	1	1	100.0%				
EXEC SECRETARY III	P1156	16	1	1	100.0%				
EXEC SECRETARY PTPC	P3110	24	1						1
EXECUTIVE DIRECTOR	X0220	27	1			1	100.0%		
EXECUTIVE SECRETARY IV	X0804	18	1	1	100.0%				
FINE ARTS ADMINISTRATOR II	P3661	18	2					2	
GRANTS ADMINISTRATOR II	P2270	17	3					3	
GRANTS ADMINISTRATOR III	P2271	19	1					1	
INFORMATION OFFICER III	P3615	20	1					1	
INTERNAL AUDITOR III	P1292	21	2					2	
INTERNAL AUDITOR IV	X0831	22	1					1	
INTERNET SPECIALIST (ACPE)	X1670	20	1					1	
LAN ADMINISTRATOR	X0148	22	1			1	100.0%		
LIBRARIAN I	P3573	16	2					1	1
LIBRARIAN II	P3574	18	5	1	20.0%	2	50.0%	1	1
LIBRARIAN III	P3575	20	6	2	33.3%	2	33.3%	2	
LIBRARIAN IV	P3577	22	1	1	100.0%				
LIBRARY ASSISTANT I	P3570	11	5			1	20.0%	3	1

Employees in the licensed engineers bargaining unit, some employees on approved leave without pay on June 30, 2010, and other records being audited by Retirement & Benefits at the time of this report are not included in these calculations.

Calculations are based on retirement dates projected by Division of Retirement & Benefits.

Retirement Projections by Department & Job Class

Department of Education and Early Development									
				Eligible to Retire					
Job Class	Job Class Code	Range	Employee Count	Less than 1 Year	% Less than 1 Year	Between 1 and 5 years	% Between 1 and 5 years	More than 5 years	No Retirement Date Available
LIBRARY ASSISTANT II	P3571	13	5	1	20.0%	1	20.0%	2	1
LOAN SERVICES SUPERVISOR	X0636	18	1					1	
LOAN SPECIALIST	X0930	11	1					1	
LOAN SPECIALIST	X0930	12	4			1	25.0%	3	
LOAN SPECIALIST	X0930	13	1						1
LOAN SPECIALIST	X0930	14	2	1	50.0%			1	
MAINT GEN (F/L/J/SJ)	P9311	54	7	1	14.3%	1	14.3%	2	3
MICROFILM/IMAGING OPER I	P9811	10	1	1	100.0%				
MICROFILM/IMAGING OPER II	P9812	12	1					1	
MICROGRAPHIC SERVICES MGR	P9814	17	1					1	
MICRO/NETWORK SPEC I	P1633	18	2	1	50.0%			1	
MICRO/NETWORK TECH II	P1632	16	2					1	1
MUSEUM CONSERVATOR	P3521	19	1					1	
MUSEUM CURATOR II	P3524	18	4	1	25.0%	1	25.0%	2	
MUSEUM PROT & VISITOR SER ASST	P3531	11	6			1	16.7%	2	3
MUSEUM PROT & VISITOR SER MGR	P3533	16	1					1	
MUSEUM PROT & VISITOR SER SUP	P3532	14	2			1	50.0%	1	
MUSEUM REGISTRAR	P3520	16	1					1	
OFFICE ASSISTANT I	P1134	08	5	1	20.0%	1	20.0%		3
OFFICE ASSISTANT II	P1135	10	4	1	25.0%			1	2
POLICY ANALYST	X0303	20	1			1	100.0%		
PROCEDURES & TRAINING SPEC	X1643	16	1						1
PROCEDURES & TRAINING SPEC	X1643	18	1					1	
PROCUREMENT SPEC III	P1333	18	1					1	
PROGRAM ASSISTANT	X1248	14	4					1	3
PROGRAM COORDINATOR	X0193	17	2	1	50.0%				1
PROGRAM COORDINATOR	X0193	18	1					1	

Employees in the licensed engineers bargaining unit, some employees on approved leave without pay on June 30, 2010, and other records being audited by Retirement & Benefits at the time of this report are not included in these calculations.

Calculations are based on retirement dates projected by Division of Retirement & Benefits.

Retirement Projections by Department & Job Class

Department of Education and Early Development									
				Eligible to Retire					
Job Class	Job Class Code	Range	Employee Count	Less than 1 Year	% Less than 1 Year	Between 1 and 5 years	% Between 1 and 5 years	More than 5 years	No Retirement Date Available
PROGRAM COORDINATOR	X0280	17	2					2	
PROGRAM COORDINATOR	X0877	18	1					1	
PROGRAM COORDINATOR I	K0071	18	1					1	
PROGRAM MANAGER	X0232	17	2	1	50.0%			1	
PROGRAMMER/ANALYST	X0707	18	1	1	100.0%				
PROGRAMMER/ANALYST	X0711	22	6			1	16.7%	5	
PROJECT ASST	P4229	16	3			1	33.3%	1	1
PROJECT COORDINATOR	X0856	24	2	1	50.0%			1	
PUBLICATIONS SPECIALIST	X0097	17	1					1	
PUBLICATIONS SPEC II	P3607	16	1					1	
RECREATION ASSISTANT	P3220	11	3					1	2
RESEARCH ANALYST I	P1792	13	2					2	
RESEARCH ANALYST II	P1793	16	1					1	
RESEARCH ANALYST III	P1794	18	3			1	33.3%	2	
RESEARCH ANALYST IV	P1795	21	1	1	100.0%				
SCHOOL FINANCE MANAGER	P1243	23	1					1	
SCHOOL FINANCE SPECIALIST II	P1241	18	3			1	33.3%	2	
SCHOOL FOOD COORDINATOR	P5463	20	1			1	100.0%		
SECRETARY	P1151	11	4			1	25.0%		3
SOCIAL SERVICES ASSOCIATE II	P4106	12	1						1
SOCIAL SERVICES SPECIALIST II	P4117	16	1						1
SOCIAL SERVICES SPECIALIST III	P4118	18	1						1
SPEC ASST TO THE COMM II	P1918	23	1					1	
STATE ARCHIVIST	P3580	22	1			1	100.0%		
SYSTEMS PROGRAMMER III	P1653	23	1					1	
TEACHER, MT. EDGE CUMBE HS	T0001	00	28	4	16.7%	3	12.5%	15	6
TECHNICAL ENG I/ARCHITECT I	P8920	24	1					1	

Employees in the licensed engineers bargaining unit, some employees on approved leave without pay on June 30, 2010, and other records being audited by Retirement & Benefits at the time of this report are not included in these calculations.

Calculations are based on retirement dates projected by Division of Retirement & Benefits.

Retirement Projections by Department & Job Class

Department of Environmental Conservation									
				Eligible to Retire					
Job Class	Job Class Code	Range	Employee Count	Less than 1 Year	% Less than 1 Year	Between 1 and 5 years	% Between 1 and 5 years	More than 5 years	No Retirement Date Available
ACCOUNTANT I	P1204	14	1					1	
ACCOUNTANT II	P1205	16	2	1	50.0%				1
ACCOUNTANT III	P1206	18	6	2	33.3%	1	16.7%	2	1
ACCOUNTANT IV	P1207	20	1					1	
ACCOUNTANT V	P1208	22	1					1	
ACCOUNTING CLERK	P1203	10	1						1
ACCOUNTING TECH I	P1210	12	4	1	25.0%			2	1
ACCOUNTING TECH II	P1211	14	5			1	20.0%	3	1
ACCOUNTING TECH III	P1212	16	7	1	14.3%	1	14.3%	3	2
ADMIN ASST III	K0053	15	6	2	33.3%	1	16.7%	2	1
ADMINISTRATIVE ASSISTANT I	K0017	12	3	1	33.3%				2
ADMINISTRATIVE ASSISTANT II	K0018	14	2			1	50.0%	1	
ADMINISTRATIVE OFFICER I	K0019	17	1					1	
ADMINISTRATIVE OFFICER II	K0020	19	2			2	100.0%		
ADMIN OPERATIONS MGR I	K0021	22	2	1	50.0%			1	
ANALYST/PROGRAMMER I	P1621	14	1					1	
ANALYST/PROGRAMMER II	P1622	16	2						2
ANALYST/PROGRAMMER III	P1623	18	2					1	1
ANALYST/PROGRAMMER IV	P1624	20	7			2	28.6%	5	
ANALYST/PROGRAMMER V	P1625	22	5			2	40.0%	2	1
ASSISTANT STATE VETERINARIAN	P6463	22	1					1	
ASSOC COORDINATOR	P4230	18	1					1	
BUDGET ANALYST II	P1462	16	1					1	
BUDGET MANAGER	P1465	22	1						1
CHEMIST III	P8333	18	2						2
CHEMIST IV	P8334	20	3	1	33.3%			2	
COMMISSIONER	X0003	00	1						1

Employees in the licensed engineers bargaining unit, some employees on approved leave without pay on June 30, 2010, and other records being audited by Retirement & Benefits at the time of this report are not included in these calculations.

Calculations are based on retirement dates projected by Division of Retirement & Benefits.

Retirement Projections by Department & Job Class

Department of Environmental Conservation									
				Eligible to Retire					
Job Class	Job Class Code	Range	Employee Count	Less than 1 Year	% Less than 1 Year	Between 1 and 5 years	% Between 1 and 5 years	More than 5 years	No Retirement Date Available
DATABASE SPECIALIST II	P1827	21	1						1
DATA PROCESSING MGR I	P1641	22	2					2	
DATA PROCESSING MGR II	P1642	23	1					1	
DEP COMMISSIONER	P1951	28	1	1	100.0%				
DIVISION DIRECTOR	P1901	27	6	2	33.3%	1	16.7%	3	
DIVISION OPERATIONS MANAGER	K0051	24	1	1	100.0%				
EH BIOLOGICAL ANALYSIS MANAGER	K0002	21	1						1
ENV ENG ASSOCIATE I	P8656	21	21			3	14.3%	10	8
ENV ENG ASSOCIATE II	P8659	23	3	2	66.7%			1	
ENVIRON ENG ASST I	P8654	17	1						1
ENVIRON ENG ASST II	P8655	19	3					1	2
ENVIRON ENGINEER I	P8657	22	9	2	22.2%	2	22.2%	5	
ENVIRON ENGINEER II	P8658	23	10	2	20.0%	2	20.0%	5	1
ENVIRON HEALTH OFF I	P8210	14	1						1
ENVIRON HEALTH OFF II	P8211	16	8	2	25.0%	1	12.5%	2	3
ENVIRON HEALTH OFF III	P8212	18	13	2	15.4%			7	4
ENVIRON HEALTH TECHNICIAN	P8205	13	1					1	
ENVIRON PROGRAM MANAGER I	P8531	21	28	7	25.0%	5	17.9%	15	1
ENVIRON PROGRAM MANAGER II	P8532	22	12	4	33.3%	2	16.7%	5	1
ENVIRON PROGRAM MANAGER III	P8533	23	9	1	11.1%	4	44.4%	4	
ENVIRON PROGRAM SPEC I	P8521	14	13			1	7.7%	3	9
ENVIRON PROGRAM SPEC II	P8522	16	37	4	10.8%	2	5.4%	12	19
ENVIRON PROGRAM SPEC III	P8523	18	88	14	15.9%	13	14.8%	39	22
ENVIRON PROGRAM SPEC IV	P8524	20	24	4	16.7%	3	12.5%	14	3
ENVIRON PROGRAM TECHNICIAN	P8511	13	13			1	7.7%	6	6
EXEC SECRETARY III	P1156	16	1					1	
GRANTS ADMINISTRATOR II	P2270	17	3	1	33.3%			2	
Employees in the licensed engineers bargaining unit, some employees on approved leave without pay on June 30, 2010, and other records being audited by Retirement & Benefits at the time of this report are not included in these calculations.									
Calculations are based on retirement dates projected by Division of Retirement & Benefits.									

Retirement Projections by Department & Job Class

Department of Environmental Conservation									
				Eligible to Retire					
Job Class	Job Class Code	Range	Employee Count	Less than 1 Year	% Less than 1 Year	Between 1 and 5 years	% Between 1 and 5 years	More than 5 years	No Retirement Date Available
GRANTS ADMINISTRATOR III	P2271	19	1					1	
HYDROLOGIST II	P8327	18	1						1
INFORMATION OFFICER III	P3615	20	1						1
INTERNAL AUDITOR IV	P1293	23	1						1
INTERNET SPECIALIST I	K0003	16	1						1
INVESTIGATOR III	P7768	18	1					1	
INVESTIGATOR IV	P7769	20	1			1	100.0%		
LABORATORY TECHNICIAN	P5630	13	3						3
MAINT GEN (F/L/J/SJ)	P9311	54	1						1
MAINT SPEC BFC (F/LJ/J)	P9323	50	1			1	100.0%		
MAINT SPEC BFC (F/LJ/J)	P9323	51	5			1	20.0%	3	1
MICROBIOLOGIST I	P5610	14	3					1	2
MICROBIOLOGIST II	P5611	16	1						1
MICROBIOLOGIST III	P5612	18	2			1	50.0%		1
MICRO/NETWORK SPEC I	P1633	18	1					1	
MICRO/NETWORK SPEC II	P1634	20	3					1	2
MICRO/NETWORK TECH II	P1632	16	2					2	
OFFICE ASSISTANT I	P1134	08	8					3	5
OFFICE ASSISTANT II	P1135	10	15			2	13.3%	4	9
OFFICE ASSISTANT III	K0077	11	6	1	16.7%			4	1
PLANNER III	P2293	19	1			1	100.0%		
PROCUREMENT SPEC I	P1331	14	1						1
PROCUREMENT SPEC II	P1332	16	3	1	33.3%	1	33.3%		1
PROCUREMENT SPEC III	P1333	18	1					1	
PROCUREMENT SPEC V	P1335	21	1			1	100.0%		
PROG COORDINATOR	P4678	20	1	1	100.0%				
PROGRAM COORDINATOR I	K0071	18	2					1	1

Employees in the licensed engineers bargaining unit, some employees on approved leave without pay on June 30, 2010, and other records being audited by Retirement & Benefits at the time of this report are not included in these calculations.

Calculations are based on retirement dates projected by Division of Retirement & Benefits.

Retirement Projections by Department & Job Class

Department of Environmental Conservation									
				Eligible to Retire					
Job Class	Job Class Code	Range	Employee Count	Less than 1 Year	% Less than 1 Year	Between 1 and 5 years	% Between 1 and 5 years	More than 5 years	No Retirement Date Available
PROJECT ASSISTANT	K0070	16	1	1	100.0%				
PUBLICATIONS SPEC III	P3608	19	1			1	100.0%		
REGULATIONS SPEC I	P2340	13	1	1	100.0%				
REGULATIONS SPEC II	P2341	16	1	1	100.0%				
RESEARCH ANALYST I	P1792	13	1						1
RESEARCH ANALYST III	P1794	18	1	1	100.0%				
SECRETARY	P1151	11	3	1	33.3%			2	
SPEC ASST TO THE COMM II	P1918	23	1					1	
STATE VETERINARIAN	P6464	24	1					1	
STOCK & PARTS SVCS (L/J/SJ)	P9911	54	1	1	100.0%				
SUPPLY TECHNICIAN I	P1310	10	1			1	100.0%		
TECH ENG / ARCHITECT II	P8921	25	2					2	
VILLAGE SAFE WATER ENG ASST	P8660	17	2						2
VSW ENGINEER I	P8662	22	5	1	20.0%			1	3
VSW ENGINEER II	P8663	23	4	1	25.0%	1	25.0%	2	
VSW ENGINEER III	P8664	24	1	1	100.0%				
VSW ENGINEERING ASSOC	P8661	21	1						1
Employees in the licensed engineers bargaining unit, some employees on approved leave without pay on June 30, 2010, and other records being audited by Retirement & Benefits at the time of this report are not included in these calculations.									
Calculations are based on retirement dates projected by Division of Retirement & Benefits.									

Retirement Projections by Department & Job Class

Department of Fish and Game									
				Eligible to Retire					
Job Class	Job Class Code	Range	Employee Count	Less than 1 Year	% Less than 1 Year	Between 1 and 5 years	% Between 1 and 5 years	More than 5 years	No Retirement Date Available
ACCOUNTANT III	P1206	18	1					1	
ACCOUNTANT IV	P1207	20	2	1	50.0%			1	
ACCOUNTANT V	P1208	22	1			1	100.0%		
ACCOUNTING CLERK	P1203	10	18			1	5.6%	6	11
ACCOUNTING TECH I	P1210	12	14	2	14.3%	1	7.1%	8	3
ACCOUNTING TECH II	P1211	14	10			2	20.0%	7	1
ACCOUNTING TECH III	P1212	16	5					5	
ADJUDICATIONS PROJECT LEADER	X1103	23	1	1	100.0%				
ADMIN ASST III	K0053	15	3					2	1
ADMINISTRATIVE ASSISTANT	X0033	15	1					1	
ADMINISTRATIVE ASSISTANT I	K0017	12	2					1	1
ADMINISTRATIVE ASSISTANT II	K0018	14	22	3	13.6%	2	9.1%	13	4
ADMINISTRATIVE CLERK IV	X0137	12	1					1	
ADMINISTRATIVE MANAGER	X1266	19	1					1	
ADMINISTRATIVE OFFICER	X0044	20	1	1	100.0%				
ADMINISTRATIVE OFFICER I	K0019	17	16	2	12.5%	3	18.8%	10	1
ADMINISTRATIVE OFFICER II	K0020	19	6	2	33.3%			4	
ADMIN OPERATIONS MGR I	K0021	22	2			1	50.0%	1	
ADMIN OPERATIONS MGR II	K0022	23	1	1	100.0%				
AIRCRAFT PILOT I	P9631	16	2	1	50.0%			1	
ANALYST/PROGRAMMER II	P1622	16	1					1	
ANALYST/PROGRAMMER III	P1623	18	10			1	10.0%	5	4
ANALYST/PROGRAMMER IV	P1624	20	16			2	12.5%	11	3
ANALYST/PROGRAMMER IV	X1283	20	2					2	
ANALYST/PROGRAMMER V	P1625	22	6					5	1
ANALYST/PROGRAMMER V	X1284	22	1			1	100.0%		
ASSOCIATE COORDINATOR	X1372	18	1	1	100.0%				

Employees in the licensed engineers bargaining unit, some employees on approved leave without pay on June 30, 2010, and other records being audited by Retirement & Benefits at the time of this report are not included in these calculations.

Calculations are based on retirement dates projected by Division of Retirement & Benefits.

Retirement Projections by Department & Job Class

Department of Fish and Game									
				Eligible to Retire					
Job Class	Job Class Code	Range	Employee Count	Less than 1 Year	% Less than 1 Year	Between 1 and 5 years	% Between 1 and 5 years	More than 5 years	No Retirement Date Available
ASST DIR DEPT FISH & GAME	P6170	22	7	2	28.6%			5	
BIOMETRICIAN II	P6136	19	7					2	5
BIOMETRICIAN III	P6137	20	17	2	11.8%	2	11.8%	12	1
BIOMETRICIAN IV	P6138	21	2	1	50.0%				1
BOAT OFFICER I	P9655	13	3					3	
BOAT OFFICER II	P9656	15	3					1	2
BOAT OFFICER III	P9657	17	5					5	
BOAT OFFICER IV	P9658	19	4	3	75.0%			1	
CARTOGRAPHER I	P8414	13	1					1	
CARTOGRAPHER II	P8415	15	1					1	
CARTOGRAPHER IV	P8417	17	2	2	100.0%				
CLERK	X0417	08	1						1
COMM FISH PERMIT CLERK IV	X0523	14	1					1	
COMM FISH PERMIT CLERK V	X0522	16	1					1	
COMM FISH PERMIT CLERK VI	X0521	17	1					1	
COMM FISH - PERMITTING CK III	X0112	12	2						2
COMMISSIONER	X0003	00	1	1	100.0%				
COMMISSIONER, CFEC	X0005	27	3	2	66.7%				1
DATA PROCESSING MGR I	P1641	22	1					1	
DATA PROCESSING MGR II	P1642	23	1					1	
DATA PROCESSING MGR III	P1643	24	1	1	100.0%				
DATA PROCESSING TECH I	P1611	13	1					1	
DATA SYSTEMS MANAGER	X1172	22	1					1	
DEP COMMISSIONER	P1951	28	2	2	100.0%				
DIVISION DIRECTOR	P1901	27	6	3	50.0%	1	16.7%		2
DIVISION OPERATIONS MANAGER	K0051	24	4	3	75.0%			1	
ECONOMIST III	P2208	20	1						1

Employees in the licensed engineers bargaining unit, some employees on approved leave without pay on June 30, 2010, and other records being audited by Retirement & Benefits at the time of this report are not included in these calculations.

Calculations are based on retirement dates projected by Division of Retirement & Benefits.

Retirement Projections by Department & Job Class

Department of Fish and Game									
				Eligible to Retire					
Job Class	Job Class Code	Range	Employee Count	Less than 1 Year	% Less than 1 Year	Between 1 and 5 years	% Between 1 and 5 years	More than 5 years	No Retirement Date Available
EDUCATION ASSOC II	P3158	15	4					3	1
EDUCATION ASSOC III	P3159	17	7					6	1
EDUCATION SPECIALIST I	P3160	19	1					1	
ENVIRON ENGINEER II	P8658	23	1					1	
EXEC DIR I, BRDS FISH & GAME	P6153	21	1					1	
EXEC DIR II, BRDS FISH & GAME	P6154	23	1	1	100.0%				
EXEC DIR TRUSTEE COUNCIL	X0142	28	1					1	
EXEC SECRETARY II	P1154	14	1						1
EXECUTIVE SECRETARY III	X0808	16	1	1	100.0%				
EXTENDED JUR PROG MGR	P6152	22	1					1	
FACILITIES MANAGER I	P2252	20	1						1
F&G REGIONAL REG PGM ASST	P6150	14	2					1	1
F&G REGIONAL SPVR	P6164	22	16	4	25.0%	3	18.8%	9	
FISH CULTURIST I	P6125	14	4	2	50.0%			1	1
FISH CULTURIST II	P6126	16	5	1	20.0%	1	20.0%	3	
FISH CULTURIST III	P6127	18	2					1	1
FISHERIES ANALYST	X1333	20	1			1	100.0%		
FISHERIES GENETICIST I	P6183	17	2					1	1
FISHERIES GENETICIST II	P6184	19	1					1	
FISHERIES GENETICIST III	P6185	21	1					1	
FISHERIES SCIENTIST I	P6156	22	9	3	33.3%	1	11.1%	4	1
FISHERIES SCIENTIST II	P6157	24	3	1	33.3%	1	33.3%	1	
FISHERY BIOLOGIST I	P6160	14	75	4	5.3%	5	6.7%	42	24
FISHERY BIOLOGIST II	P6161	16	111	13	11.7%	5	4.5%	76	17
FISHERY BIOLOGIST III	P6162	18	97	21	21.6%	9	9.3%	60	7
FISHERY BIOLOGIST IV	P6163	20	30	5	16.7%	6	20.0%	15	4
FISH & GAME PROGRAM TECH	P6100	12	31	8	25.8%	5	16.1%	12	6

Employees in the licensed engineers bargaining unit, some employees on approved leave without pay on June 30, 2010, and other records being audited by Retirement & Benefits at the time of this report are not included in these calculations.

Calculations are based on retirement dates projected by Division of Retirement & Benefits.

Retirement Projections by Department & Job Class

Department of Fish and Game									
				Eligible to Retire					
Job Class	Job Class Code	Range	Employee Count	Less than 1 Year	% Less than 1 Year	Between 1 and 5 years	% Between 1 and 5 years	More than 5 years	No Retirement Date Available
F&W TECHNICIAN I	P6112	07	1					1	
F&W TECHNICIAN II	P6113	09	241	1	0.4%	10	4.1%	55	175
F&W TECHNICIAN III	P6114	11	159	20	12.6%	17	10.7%	79	43
F&W TECHNICIAN IV	P6115	13	36	4	11.1%	8	22.2%	17	7
F&W TECHNICIAN V	P6116	14	11	5	45.5%			5	1
GRADUATE INTERN I	P6958	14	1						1
GRANTS ADMINISTRATOR I	P2269	14	1			1	100.0%		
GRANTS ADMINISTRATOR II	P2270	17	1			1	100.0%		
GRANTS ADMINISTRATOR III	P2271	19	1					1	
HABITAT BIOLOGIST I	P6165	14	2					2	
HABITAT BIOLOGIST II	P6166	16	10					8	2
HABITAT BIOLOGIST III	P6167	18	19	2	10.5%	2	10.5%	11	4
HABITAT BIOLOGIST IV	P6168	20	11	3	27.3%	2	18.2%	5	1
INFORMATION OFFICER I	P3613	14	2					1	1
INFORMATION OFFICER II	P3614	17	5	1	20.0%	1	20.0%	3	
INTERNET SPECIALIST I	K0003	16	3					1	2
INTERNET SPECIALIST II	K0004	19	1			1	100.0%		
IT DATA PROCESSING SVCS LEADER	X1104	23	1					1	
LABORATORY TECHNICIAN	P5630	13	1						1
LAW SPECIALIST III	X1616	22	1			1	100.0%		
LIBRARIAN III	P3575	20	1	1	100.0%				
LIBRARIAN III	X1162	19	1	1	100.0%				
LICENSING PROJECT LEADER	X1102	22	1					1	
MAINT GEN (F/L/J/SJ)	P9311	54	1					1	
MAINT SPEC BFC (F/LJ/J)	P9323	51	2	1	50.0%	1	50.0%		
MAINT SPEC BFC (F/LJ/J)	P9323	53	5	1	20.0%	1	20.0%	1	2
MICROBIOLOGIST I	P5610	14	1			1	100.0%		

Employees in the licensed engineers bargaining unit, some employees on approved leave without pay on June 30, 2010, and other records being audited by Retirement & Benefits at the time of this report are not included in these calculations.

Calculations are based on retirement dates projected by Division of Retirement & Benefits.

Retirement Projections by Department & Job Class

Department of Fish and Game									
				Eligible to Retire					
Job Class	Job Class Code	Range	Employee Count	Less than 1 Year	% Less than 1 Year	Between 1 and 5 years	% Between 1 and 5 years	More than 5 years	No Retirement Date Available
MICROBIOLOGIST II	P5611	16	1			1	100.0%		
MICRO/NETWORK SPEC I	P1633	18	3					3	
MICRO/NETWORK SPEC II	P1634	20	3	1	33.3%	1	33.3%	1	
MICRO/NETWORK TECH I	P1631	14	1					1	
MICRO/NETWORK TECH II	P1632	16	4					2	2
NATURAL RESOURCE MGR II	P6655	20	1	1	100.0%				
NATURAL RESOURCE SPEC I	P6641	14	1					1	
NATURAL RESOURCE SPEC III	P6643	18	1						1
NETWORK SPECIALIST II	X1199	19	1					1	
OFFICE ASSISTANT I	P1134	08	17	3	17.6%	1	5.9%	3	10
OFFICE ASSISTANT II	P1135	10	27	2	7.4%	4	14.8%	9	12
OFFICE ASSISTANT III	K0077	11	3					1	2
OFFICE ASSISTANT IV	P1136	12	3			1	33.3%	1	1
PARALEGAL II	X1147	15	1	1	100.0%				
PLANNER I	P2291	15	1			1	100.0%		
PLANNER III	P2293	19	1	1	100.0%				
PROCUREMENT SPEC I	P1331	14	3			1	33.3%	2	
PROCUREMENT SPEC III	P1333	18	2			1	50.0%	1	
PROCUREMENT SPEC V	P1335	21	1	1	100.0%				
PROG COORDINATOR	P4678	20	4			1	25.0%	2	1
PROGRAM COORDINATOR I	K0071	18	2						2
PROGRAM COORDINATOR II	K0072	20	7	2	28.6%	1	14.3%	4	
PROJECT ASSISTANT	K0070	16	4	1	25.0%			1	2
PUBLICATIONS SPEC II	P3607	16	8			2	25.0%	4	2
PUBLICATIONS SPEC III	P3608	19	1					1	
PUBLICATIONS TECH II	P3605	13	6	1	16.7%	1	16.7%	1	3
RESEARCH ANALYST II	P1793	16	4					3	1

Employees in the licensed engineers bargaining unit, some employees on approved leave without pay on June 30, 2010, and other records being audited by Retirement & Benefits at the time of this report are not included in these calculations.

Calculations are based on retirement dates projected by Division of Retirement & Benefits.

Retirement Projections by Department & Job Class

Department of Fish and Game									
				Eligible to Retire					
Job Class	Job Class Code	Range	Employee Count	Less than 1 Year	% Less than 1 Year	Between 1 and 5 years	% Between 1 and 5 years	More than 5 years	No Retirement Date Available
RESEARCH ANALYST III	P1794	18	4			2	50.0%	1	1
RESEARCH ANALYST III	X0121	18	3	1	33.3%	1	33.3%	1	
RESEARCH ANALYST IV	P1795	21	2					1	1
RESEARCH&PLANNING PROJ. LEADER	X1105	23	1	1	100.0%				
SECRETARY	P1151	11	1	1	100.0%				
SPEC ASST TO THE COMM II	P1918	23	2			1	50.0%	1	
SPECIAL PROJECTS ASSISTANT	X1688	17	1					1	
STATISTICAL TECHNICIAN II	P1707	14	2					2	
SUBSISTENCE & FED ISSUES COOR	X1548	23	1	1	100.0%				
SUBSISTENCE PROGRAM MANAGER	P6198	22	3	2	66.7%			1	
SUBSIST RESOURCE SPEC I	P6193	14	4						4
SUBSIST RESOURCE SPEC II	P6194	16	5					3	2
SUBSIST RESOURCE SPEC III	P6197	18	3	1	33.3%			2	
SUPPLY TECHNICIAN II	P1311	12	1			1	100.0%		
SYSTEMS PROGRAMMER II	P1652	22	1					1	
TRANSFER OFFICER	X0123	16	1					1	
VESSEL TECHNICIAN II	P9665	16	1						1
WILDLIFE BIOLOGIST I	P6141	14	9					7	2
WILDLIFE BIOLOGIST II	P6142	16	23			2	8.7%	17	4
WILDLIFE BIOLOGIST III	P6143	18	50	12	24.0%	2	4.0%	34	2
WILDLIFE BIOLOGIST IV	P6144	20	9	4	44.4%	4	44.4%	1	
WILDLIFE PHYSIOLOGIST I	P6172	17	1					1	
WILDLIFE PHYSIOLOGIST II	P6173	19	2					2	
WILDLIFE PHYSIOLOGIST III	P6174	21	1					1	
WILDLIFE SCIENTIST I	P6145	22	1					1	
WILDLIFE SCIENTIST II	P6146	24	1			1	100.0%		
WILDLIFE VETERINARIAN	P6149	22	1					1	

Employees in the licensed engineers bargaining unit, some employees on approved leave without pay on June 30, 2010, and other records being audited by Retirement & Benefits at the time of this report are not included in these calculations.

Calculations are based on retirement dates projected by Division of Retirement & Benefits.

Retirement Projections by Department & Job Class

Department of Health and Social Services									
				Eligible to Retire					
Job Class	Job Class Code	Range	Employee Count	Less than 1 Year	% Less than 1 Year	Between 1 and 5 years	% Between 1 and 5 years	More than 5 years	No Retirement Date Available
ACCOUNTANT II	P1205	16	1			1	100.0%		
ACCOUNTANT III	P1206	18	12	2	16.7%	1	8.3%	9	
ACCOUNTANT IV	P1207	20	5	1	20.0%	1	20.0%	2	1
ACCOUNTANT V	P1208	22	2			1	50.0%		1
ACCOUNTING CLERK	P1203	10	22	4	18.2%			10	8
ACCOUNTING TECH I	P1210	12	18	2	11.1%	3	16.7%	5	8
ACCOUNTING TECH II	P1211	14	9					5	4
ACCOUNTING TECH III	P1212	16	10	1	10.0%	2	20.0%	4	3
ACCOUNTING TECHNICIAN IV	P1235	18	1						1
ADMIN ASST III	K0053	15	5					5	
ADMINISTRATIVE ASSISTANT I	K0017	12	10	2	20.0%	1	10.0%	6	1
ADMINISTRATIVE ASSISTANT II	K0018	14	52	9	17.3%	1	1.9%	33	9
ADMINISTRATIVE OFFICER I	K0019	17	15	3	20.0%	2	13.3%	10	
ADMINISTRATIVE OFFICER II	K0020	19	8			3	37.5%	3	2
ADMIN OPERATIONS MGR I	K0021	22	1			1	100.0%		
ADMIN OPERATIONS MGR II	K0022	23	7	1	14.3%	3	42.9%	2	1
ANALYST/PROGRAMMER II	P1622	16	2	1	50.0%			1	
ANALYST/PROGRAMMER III	P1623	18	6					4	2
ANALYST/PROGRAMMER IV	P1624	20	27	8	29.6%	3	11.1%	10	6
ANALYST/PROGRAMMER V	P1625	22	6	1	16.7%	1	16.7%	4	
A.P.O. II, ASAP	P4349	16	12	3	25.0%			6	3
ASSISTED LIVING AIDE	P5181	09	19	4	21.1%	2	10.5%	12	1
ASSISTED LIVING CARE COORD	P5481	17	2					1	1
ASSOC COORDINATOR	P4230	18	1					1	
ASSOCIATE COORDINATOR	X1372	18	1			1	100.0%		
ASST CHIEF PUB HEALTH NURSING	P5148	26	1						1
ASST COMMISSIONER	P1980	27	1	1	100.0%				

Employees in the licensed engineers bargaining unit, some employees on approved leave without pay on June 30, 2010, and other records being audited by Retirement & Benefits at the time of this report are not included in these calculations.

Calculations are based on retirement dates projected by Division of Retirement & Benefits.

Retirement Projections by Department & Job Class

Department of Health and Social Services									
				Eligible to Retire					
Job Class	Job Class Code	Range	Employee Count	Less than 1 Year	% Less than 1 Year	Between 1 and 5 years	% Between 1 and 5 years	More than 5 years	No Retirement Date Available
ASST NURSE DIRECTOR	P5114	23	1	1	100.0%				
AUTOPSY ASSISTANT	P5650	12	2			1	50.0%		1
BUDGET ANALYST III	P1463	19	1					1	
BUDGET ANALYST IV	P1464	21	4	2	50.0%			2	
BUILDING MAINT SUPT	P8460	20	1					1	
BUILDING MGMT SPECIALIST	P8458	19	3					3	
BUSINESS ANALYST	X1615	22	1					1	
BUSINESS MANAGER	X1586	23	1					1	
CERTIFICATION/LICENSING ADMSTR	P5925	23	1					1	
CERTIFICATION/LICENSING CONSLT	P5921	21	1	1	100.0%				
CERTIFIED NURSE AIDE I	P5182	10	250	25	10.0%	20	8.0%	106	99
CERTIFIED NURSE AIDE II	P5183	11	7	1	14.3%	1	14.3%	3	2
CHEMIST IV	P8334	20	3	1	33.3%			1	1
CHEMIST V	P8335	22	1					1	
CHF HEALTH RES & VITAL STAT	P1797	22	1			1	100.0%		
CHF PUB ASST FLD OP	P4124	22	1	1	100.0%				
CHIEF MEDICAL OFFICER/DIRECTOR	X1707	30	1						1
CHIEF PUBLIC HEALTH LAB	P5648	23	1			1	100.0%		
CHIEF, PUBLIC HEALTH NURSING	P5146	27	1			1	100.0%		
CHILDREN'S SERVICES MANAGER	P4130	21	4					2	2
CHILDREN'S SERVICES SPEC I	P4156	15	31					2	29
CHILDREN'S SERVICES SPEC II	P4157	16	111	9	8.1%	5	4.5%	41	56
CHILDREN'S SERVICES SPEC III	P4158	17	4					2	2
COMMISSIONER	X0003	00	1	1	100.0%				
COMMUNITY CARE LIC SPC II	P4276	18	12			3	25.0%	7	2
COMMUNITY CARE LIC SPEC I	P4275	16	43	5	11.6%	2	4.7%	29	7
COMMUNITY CARE LIC SPEC III	P4277	20	2			1	50.0%	1	
Employees in the licensed engineers bargaining unit, some employees on approved leave without pay on June 30, 2010, and other records being audited by Retirement & Benefits at the time of this report are not included in these calculations.									
Calculations are based on retirement dates projected by Division of Retirement & Benefits.									

Retirement Projections by Department & Job Class

Department of Health and Social Services									
				Eligible to Retire					
Job Class	Job Class Code	Range	Employee Count	Less than 1 Year	% Less than 1 Year	Between 1 and 5 years	% Between 1 and 5 years	More than 5 years	No Retirement Date Available
COMMUNITY MH SVC PROG ADM	P5369	23	1	1	100.0%				
CORRESPONDENCE SEC II	P1183	10	1						1
CORRESPONDENCE SEC III	P1184	12	2	1	50.0%			1	
CRIMINAL JUSTICE TECHNICIAN I	P7011	12	9			2	22.2%	6	1
CRIMINAL JUSTICE TECHNICIAN II	P7012	14	3					3	
DATABASE SPECIALIST III	P1828	22	1						1
DATA PROCESSING MANAGER IV	P1644	25	1	1	100.0%				
DATA PROCESSING MGR I	P1641	22	6			2	33.3%	4	
DATA PROCESSING MGR II	P1642	23	4					4	
DATA PROCESSING MGR III	P1643	24	4	1	25.0%			3	
DATA PROCESSING TECH I	P1611	13	3			1	33.3%	2	
DEP COMMISSIONER	P1951	28	2	1	50.0%				1
DEPT COMMUNICATIONS MANAGER	K0078	22	1					1	
DEPUTY DIRECTOR	K0054	25	1			1	100.0%		
DEPUTY PROJECT DIRECTOR	X1621	23	1						1
DIRECTOR OF API	X0452	25	1	1	100.0%				
DIVISION DIRECTOR	P1901	27	6	1	16.7%	2	33.3%	2	1
DIVISION OPERATIONS MANAGER	K0051	24	6	1	16.7%	1	16.7%	4	
EDUCATION SPECIALIST I	P3160	19	2	1	50.0%				1
ELIG QUAL CNTRL TECH I	P4121	16	14	2	14.3%	3	21.4%	8	1
ELIG QUAL CNTRL TECH II	P4122	18	2					2	
ELIG TECHNICIAN I	P4171	13	99	7	7.1%	6	6.1%	25	61
ELIG TECHNICIAN II	P4172	14	139	11	7.9%	17	12.2%	77	34
ELIG TECHNICIAN III	P4173	15	34	5	14.7%	6	17.6%	22	1
ELIG TECHNICIAN IV	P4174	16	22	4	18.2%	4	18.2%	11	3
EMBALMER	P5651	14	1						1
EMERGENCY PROGRAM MANAGER II	P1942	22	1						1

Employees in the licensed engineers bargaining unit, some employees on approved leave without pay on June 30, 2010, and other records being audited by Retirement & Benefits at the time of this report are not included in these calculations.

Calculations are based on retirement dates projected by Division of Retirement & Benefits.

Retirement Projections by Department & Job Class

Department of Health and Social Services									
				Eligible to Retire					
Job Class	Job Class Code	Range	Employee Count	Less than 1 Year	% Less than 1 Year	Between 1 and 5 years	% Between 1 and 5 years	More than 5 years	No Retirement Date Available
ENVIRO SERVICES (F/L/J)	P9171	57	5	1	20.0%			4	
ENVIRO SERVICES (F/L/J)	P9171	58	1					1	
ENVIRO SERVICES (F/L/J)	P9171	60	27	5	18.5%	8	29.6%	7	7
ENVIRO SERVICES (F/L/J)	P9171	61	50	6	12.0%	10	20.0%	19	15
EPIDEMIOLOGIST	X1706	28	1			1	100.0%		
EPIDEMIOLOGIST/CHIEF	X1705	30	1					1	
EX DIR GOV COUN DIS/SPEC ED	P5381	22	1	1	100.0%				
EXEC DIR AK COMM ON AGING	P1998	23	1					1	
EXEC SECRETARY III	P1156	16	1						1
EXECUTIVE DIRECTOR	X0213	25	1	1	100.0%				
EXECUTIVE DIRECTOR	X1952	23	1					1	
EXECUTIVE DIRECTOR,DHSS BOARDS	P1016	22	1						1
FACILITIES MANAGER I	P2252	20	2	1	50.0%			1	
FOOD SERVICE (F/L/J/SJ)	P9101	53	1						1
FOOD SERVICE (F/L/J/SJ)	P9101	56	5			2	40.0%	3	
FOOD SERVICE (F/L/J/SJ)	P9101	57	24	2	8.3%	4	16.7%	15	3
FOOD SERVICE (F/L/J/SJ)	P9101	61	50	3	6.0%	3	6.0%	16	28
FOOD SERVICE SUPERVISOR	P9104	16	1			1	100.0%		
GRANTS ADMINISTRATION MGR	K0045	21	1			1	100.0%		
GRANTS ADMINISTRATOR II	P2270	17	19	2	10.5%	1	5.3%	14	2
GRANTS ADMINISTRATOR III	P2271	19	5			1	20.0%	3	1
GRANTS AND PROCUREMENT MGR	K0046	23	1					1	
HEALTH FACILITIES SURVEY MGR	K0057	22	1	1	100.0%				
HEALTH PRACTITIONER I	P5212	24	11	5	45.5%			3	3
HEALTH PRACTITIONER II	P5213	25	1						1
HEALTH PROGRAM ASSOCIATE	P5940	16	26	3	11.5%	3	11.5%	13	7
HEALTH PROGRAM MGR I	P5941	17	21			2	9.5%	9	10
Employees in the licensed engineers bargaining unit, some employees on approved leave without pay on June 30, 2010, and other records being audited by Retirement & Benefits at the time of this report are not included in these calculations.									
Calculations are based on retirement dates projected by Division of Retirement & Benefits.									

Retirement Projections by Department & Job Class

Department of Health and Social Services									
				Eligible to Retire					
Job Class	Job Class Code	Range	Employee Count	Less than 1 Year	% Less than 1 Year	Between 1 and 5 years	% Between 1 and 5 years	More than 5 years	No Retirement Date Available
HEALTH PROGRAM MGR II	P5942	19	48	12	25.0%	11	22.9%	10	15
HEALTH PROGRAM MGR III	P5943	21	23	4	17.4%	3	13.0%	16	
HEALTH PROGRAM MGR IV	P5944	23	7	2	28.6%	2	28.6%	3	
HEARING EXAMINER	X0536	24	1					1	
HEARING EXAMINER I	P2380	24	3	1	33.3%			1	1
HEARING EXAMINER II	K0076	26	1	1	100.0%				
HLTH FACIL SURV I	P5451	20	5			1	20.0%	2	2
HLTH FACIL SURV II	P5452	21	1	1	100.0%				
HLTH & SOC SVCS PLNR I	P5980	17	1					1	
HLTH & SOC SVCS PLNR II	P5981	19	7	3	42.9%	1	14.3%	1	2
HLTH & SOC SVCS PLNR III	P5982	21	2			1	50.0%	1	
HUMAN RESOURCE TECHNICIAN I	P1406	12	1			1	100.0%		
INDUSTRIAL THERAPIST	P5440	16	1	1	100.0%				
INFORMATION OFFICER II	P3614	17	2	1	50.0%				1
INFORMATION OFFICER III	P3615	20	1			1	100.0%		
INFORMATION SYSTEM COORDINATOR	K0085	18	3	1	33.3%			2	
INTERNAL AUDITOR II	P1291	19	1	1	100.0%				
INTERNAL AUDITOR III	P1292	21	7	1	14.3%	1	14.3%	3	2
INTERNAL AUDITOR IV	P1293	23	4	1	25.0%	1	25.0%	1	1
INTERNAL AUDITOR V	P1294	25	1					1	
INTERNET SPECIALIST II	K0004	19	1						1
INVESTIGATOR II	P7767	16	18	1	5.6%	1	5.6%	12	4
INVESTIGATOR III	P7768	18	2					1	1
INVESTIGATOR IV	P7769	20	3					3	
JUVENILE JUSTICE OFFICER I	P7611	11	12			1	8.3%	2	9
JUVENILE JUSTICE OFFICER II	P7612	13	174	12	6.9%	13	7.5%	84	65
JUVENILE JUSTICE OFFICER III	P7613	15	50	5	10.0%	1	2.0%	39	5
Employees in the licensed engineers bargaining unit, some employees on approved leave without pay on June 30, 2010, and other records being audited by Retirement & Benefits at the time of this report are not included in these calculations.									
Calculations are based on retirement dates projected by Division of Retirement & Benefits.									

Retirement Projections by Department & Job Class

Department of Health and Social Services									
				Eligible to Retire					
Job Class	Job Class Code	Range	Employee Count	Less than 1 Year	% Less than 1 Year	Between 1 and 5 years	% Between 1 and 5 years	More than 5 years	No Retirement Date Available
JUVENILE JUSTICE SUPT I	P7631	19	6	2	33.3%	2	33.3%	2	
JUVENILE JUSTICE SUPT II	P7632	21	1			1	100.0%		
JUVENILE JUSTICE SUPT III	P7633	22	1			1	100.0%		
JUVENILE JUSTICE UNIT SUPV	P7614	18	17	3	17.6%	4	23.5%	10	
JUVENILE PROB OFFICER I	P4356	14	4					1	3
JUVENILE PROB OFFICER II	P4357	16	57	4	7.0%	4	7.0%	38	11
JUVENILE PROB OFFICER III	P4358	18	16	2	12.5%	1	6.3%	12	1
JUVENILE PROB OFFICER IV	P4359	20	3					3	
LABORATORY TECHNICIAN	P5630	13	6			2	33.3%	2	2
LAW OFFICE ASSISTANT I	P7502	11	1						1
LICENSED PRAC NURSE	P5116	17	33	4	12.1%	4	12.1%	10	15
MAIL SVCS COURIER	P1132	09	1						1
MAINT GEN (F/L/J/SJ)	P9311	52	6			2	33.3%	4	
MAINT GEN (F/L/J/SJ)	P9311	54	27	5	18.5%	2	7.4%	14	6
MAINT GEN (F/L/J/SJ)	P9311	56	3	1	33.3%			1	1
MAINT GEN (F/L/J/SJ)	P9311	58	2					2	
MAINT SPEC BFC (F/LJ/J)	P9323	51	3	1	33.3%	2	66.7%		
MAINT SPEC BFC (F/LJ/J)	P9323	53	2			1	50.0%	1	
MAINT SPEC ETRONICS	P9324	53	1					1	
MAINT SPEC PLUMB	P9328	51	1			1	100.0%		
MEDICAL ASSIST ADMIN I	P4180	16	10	1	10.0%			5	4
MEDICAL ASSIST ADMIN II	P4181	18	8	2	25.0%			5	1
MEDICAL ASSIST ADMIN III	P4182	20	12	3	25.0%	4	33.3%	3	2
MEDICAL ASSIST ADMIN IV	P4183	21	12	1	8.3%	3	25.0%	6	2
MEDICAL DIRECTOR	X0677	30	1					1	
MEDICAL EXAMINER/ASSISTANT	X1702	28	1						1
MEDICAL EXAMINER/DEPUTY	X1701	29	1						1

Employees in the licensed engineers bargaining unit, some employees on approved leave without pay on June 30, 2010, and other records being audited by Retirement & Benefits at the time of this report are not included in these calculations.

Calculations are based on retirement dates projected by Division of Retirement & Benefits.

Retirement Projections by Department & Job Class

Department of Health and Social Services									
				Eligible to Retire					
Job Class	Job Class Code	Range	Employee Count	Less than 1 Year	% Less than 1 Year	Between 1 and 5 years	% Between 1 and 5 years	More than 5 years	No Retirement Date Available
MEDICAL OFFICER	X0680	29	1						1
MEDICAL RECORD ADMIN	P5423	16	1						1
MEDICAL RECORDS ASST	P1140	10	5	2	40.0%			3	
MICRO/NETWORK SPEC I	P1633	18	12	1	8.3%	1	8.3%	8	2
MICRO/NETWORK SPEC II	P1634	20	9	1	11.1%			5	3
MICRO/NETWORK TECH I	P1631	14	3					1	2
MICRO/NETWORK TECH II	P1632	16	17			2	11.8%	8	7
MNTL HLTH CLINICIAN II	P5337	19	18	2	11.1%	1	5.6%	5	10
MNTL HLTH CLINICIAN III	P5338	21	23	8	34.8%	4	17.4%	6	5
MNTL HLTH CLINICIAN IV	P5339	23	2			2	100.0%		
NURSE CONSULTANT I	P5142	22	4			2	50.0%	1	1
NURSE CONSULTANT II	P5143	24	23	8	34.8%	5	21.7%	6	4
NURSE I	P5110	18	6					1	5
NURSE II	P5111	19	43	8	18.6%	8	18.6%	14	13
NURSE III	P5112	20	17	4	23.5%	3	17.6%	6	4
NURSE III (PSYCH)	P5118	20	12	1	8.3%	2	16.7%	5	4
NURSE II (PSYCH)	P5117	19	30	5	16.7%	6	20.0%	8	11
NURSE IV	P5113	22	4	4	100.0%				
NURSE IV (PSYCH)	P5119	22	9	2	22.2%			4	3
NURSING DIRECTOR	P5126	25	1					1	
OCC THERAPIST II	P5441	16	1					1	
OFFICE ASSISTANT I	P1134	08	126	23	18.3%	7	5.6%	28	68
OFFICE ASSISTANT II	P1135	10	130	12	9.2%	17	13.1%	39	62
OFFICE ASSISTANT III	K0077	11	12			2	16.7%	6	4
OFFICE ASSISTANT IV	P1136	12	20	3	15.0%	1	5.0%	9	7
PARALEGAL II	P7106	16	1					1	
PHARMACIST	X1698	24	2						2

Employees in the licensed engineers bargaining unit, some employees on approved leave without pay on June 30, 2010, and other records being audited by Retirement & Benefits at the time of this report are not included in these calculations.

Calculations are based on retirement dates projected by Division of Retirement & Benefits.

Retirement Projections by Department & Job Class

Department of Health and Social Services									
				Eligible to Retire					
Job Class	Job Class Code	Range	Employee Count	Less than 1 Year	% Less than 1 Year	Between 1 and 5 years	% Between 1 and 5 years	More than 5 years	No Retirement Date Available
PHARMACIST (ADV CERT)	X1699	27	3					3	
PHARMACIST (LEAD W/ADV CERT)	X1700	29	1	1	100.0%				
PHARMACIST(LEAD W/NO ADV CERT)	X1490	27	2			1	50.0%	1	
PHARMACY TECHNICIAN	P5602	12	5					4	1
PHYSICAL THERAPIST	P5446	18	1						1
PIONEERS' HOME ADMIN I	P1985	23	4			2	50.0%	2	
PIONEERS' HOME ADMIN II	P1986	24	2	1	50.0%			1	
PLANNER IV	P2294	22	2	1	50.0%			1	
PROCUREMENT SPEC I	P1331	14	2						2
PROCUREMENT SPEC II	P1332	16	2	1	50.0%	1	50.0%		
PROCUREMENT SPEC III	P1333	18	1					1	
PROCUREMENT SPEC IV	P1334	20	1	1	100.0%				
PROCUREMENT SPEC V	P1335	21	1					1	
PROG COORDINATOR	P4678	20	1	1	100.0%				
PROGRAM COORDINATOR	X0383	20	1					1	
PROGRAM COORDINATOR I	K0071	18	26	3	11.5%	2	7.7%	12	9
PROGRAM COORDINATOR II	K0072	20	10	2	20.0%	3	30.0%	4	1
PROJECT ANALYST	X0198	22	8					2	6
PROJECT ASSISTANT	K0070	16	13	2	15.4%	3	23.1%	4	4
PROJECT ASSISTANT	X0376	16	1	1	100.0%				
PROJECT ASST	P4229	16	6	1	16.7%	2	33.3%	2	1
PROJECT COORD	P4677	18	1					1	
PROJECT COORDINATOR	X0538	21	1					1	
PROJECT COORDINATOR	X0867	19	1			1	100.0%		
PROJECT COORDINATOR	X0868	23	1					1	
PROJECT COORDINATOR	X1260	22	2			1	50.0%	1	
PROJECT DIRECTOR	X1163	23	1					1	

Employees in the licensed engineers bargaining unit, some employees on approved leave without pay on June 30, 2010, and other records being audited by Retirement & Benefits at the time of this report are not included in these calculations.

Calculations are based on retirement dates projected by Division of Retirement & Benefits.

Retirement Projections by Department & Job Class

Department of Health and Social Services									
				Eligible to Retire					
Job Class	Job Class Code	Range	Employee Count	Less than 1 Year	% Less than 1 Year	Between 1 and 5 years	% Between 1 and 5 years	More than 5 years	No Retirement Date Available
PROJECT MANAGER	X0492	23	2			1	50.0%		1
PROJECT MANAGER	X0494	22	2	1	50.0%			1	
PSYCH NURSE ASST II	P5171	10	10						10
PSYCH NURSE ASST III	P5172	12	48	9	18.8%	4	8.3%	24	11
PSYCH NURSE ASST IV	P5173	14	12	2	16.7%	1	8.3%	7	2
PUBLIC ASSIST ANALYST I	P4127	16	15	3	20.0%	3	20.0%	8	1
PUBLIC ASSIST ANALYST II	P4128	18	6			2	33.3%	4	
PUBLIC ASST FLD SVCS MGR I	P4162	19	1	1	100.0%				
PUBLIC ASST FLD SVCS MGR II	P4163	21	4	1	25.0%	2	50.0%	1	
PUBLIC ASST PROG OFF	P4125	21	6	4	66.7%	1	16.7%	1	
PUBLICATIONS SPEC II	P3607	16	1						1
PUBLICATIONS SPEC III	P3608	19	3					3	
PUBLIC HEALTH NURSE AIDE	P5160	12	4			2	50.0%	2	
PUBLIC HEALTH NURSE I	P5132	19	8						8
PUBLIC HEALTH NURSE II	P5133	21	33	5	15.2%	5	15.2%	16	7
PUBLIC HEALTH NURSE III	P5134	23	41	12	29.3%	7	17.1%	15	7
PUBLIC HEALTH NURSE IV	P5135	24	7	1	14.3%	2	28.6%	2	2
PUBLIC HEALTH NURSE V	P5136	25	5	2	40.0%			2	1
PUBLIC HEALTH SPEC I	P5945	18	14	2	14.3%	2	14.3%	1	9
PUBLIC HEALTH SPEC II	P5946	20	39	6	15.4%	2	5.1%	18	13
PUBLIC HLTH MICROBIOLOGIST I	P5641	17	11					6	5
PUBLIC HLTH MICROBIOLOGIST II	P5642	19	6					6	
PUBLIC HLTH MICROBIOLOGIST III	P5643	21	2			2	100.0%		
RADIOLOG HLTH SPEC II	P5416	20	1	1	100.0%				
RECORDS & LICENSING SPVR	P1905	16	2			1	50.0%	1	
RECREATIONAL THERAPIST I	P5431	14	3			1	33.3%		2
RECREATIONAL THERAPIST II	P5432	16	8	2	25.0%	1	12.5%	5	

Employees in the licensed engineers bargaining unit, some employees on approved leave without pay on June 30, 2010, and other records being audited by Retirement & Benefits at the time of this report are not included in these calculations.

Calculations are based on retirement dates projected by Division of Retirement & Benefits.

Retirement Projections by Department & Job Class

Department of Health and Social Services									
				Eligible to Retire					
Job Class	Job Class Code	Range	Employee Count	Less than 1 Year	% Less than 1 Year	Between 1 and 5 years	% Between 1 and 5 years	More than 5 years	No Retirement Date Available
RECREATION ASSISTANT	P3220	11	1					1	
REGNL ALCHOL PROG COORD	P5367	21	1	1	100.0%				
RESEARCH ANALYST I	P1792	13	3					2	1
RESEARCH ANALYST II	P1793	16	6			1	16.7%	2	3
RESEARCH ANALYST III	P1794	18	18	4	22.2%	2	11.1%	7	5
RESEARCH ANALYST IV	P1795	21	8			2	25.0%	5	1
SECRETARY	P1151	11	4	2	50.0%			2	
SENIOR SERVICES TECHNICIAN	P4280	12	4	1	25.0%			2	1
SOCIAL SERVICES ASSOCIATE I	P4105	10	11					1	10
SOCIAL SERVICES ASSOCIATE II	P4106	12	42	4	9.5%	1	2.4%	20	17
SOCIAL SERVICES PROG. ADMIN.	P4138	23	2					2	
SOCIAL SERVICES SPECIALIST I	P4116	14	1			1	100.0%		
SOCIAL SERVICES SPECIALIST II	P4117	16	4	1	25.0%			3	
SOCIAL SERVICES SPECIALIST III	P4118	18	13	1	7.7%			7	5
SOCIAL SVCS PROG COORD	P4135	20	27	6	22.2%	7	25.9%	12	2
SOCIAL SVCS PROG OFFICER	P4136	21	11	1	9.1%	3	27.3%	7	
SOCIAL WKR V (CS)/STAFF MGR CS	P4147	21	8	2	25.0%			6	
SOCIAL WORKER I (CS)	P4143	15	1						1
SOCIAL WORKER II	P4113	16	4	2	50.0%			2	
SOCIAL WORKER II (CS)	P4144	17	36	5	13.9%	6	16.7%	19	6
SOCIAL WORKER III	P4114	18	4			1	25.0%	1	2
SOCIAL WORKER III (CS)	P4145	18	1			1	100.0%		
SOCIAL WRKR IV(CS)/CS SUPVSR	P4146	19	48	8	16.7%	2	4.2%	30	8
SPEC ASST TO THE COMM II	P1918	23	3					2	1
STAFF PHYSICIAN	X0676	28	2					1	1
STAFF PSYCHIATRIST/BOARD CERT	X0675	29	2					1	1
STATE MEDICAL EXAMINER/CHIEF	X0685	30	1						1
Employees in the licensed engineers bargaining unit, some employees on approved leave without pay on June 30, 2010, and other records being audited by Retirement & Benefits at the time of this report are not included in these calculations.									
Calculations are based on retirement dates projected by Division of Retirement & Benefits.									

Retirement Projections by Department & Job Class

Department of Health and Social Services									
				Eligible to Retire					
Job Class	Job Class Code	Range	Employee Count	Less than 1 Year	% Less than 1 Year	Between 1 and 5 years	% Between 1 and 5 years	More than 5 years	No Retirement Date Available
STATISTICAL TECHNICIAN I	P1706	12	1					1	
STOCK & PARTS SVCS (L/J/SJ)	P9911	57	1	1	100.0%				
SUPPLY TECHNICIAN I	P1310	10	2						2
SUPPLY TECHNICIAN II	P1311	12	7			1	14.3%	3	3
SYSTEM REFORM ADMINISTRATOR	X1427	24	1			1	100.0%		
SYSTEMS PROGRAMMER I	P1651	20	1						1
SYSTEMS PROGRAMMER II	P1652	22	5	1	20.0%			4	
SYSTEMS PROGRAMMER III	P1653	23	3					3	
TRAINING SPECIALIST I	P1471	16	1					1	
TRAINING SPECIALIST II	P1472	18	7			1	14.3%	4	2
TRAINING SPECIALIST III	P1473	20	1	1	100.0%				
TRANSITION MANAGER	X1581	23	1					1	
VETERINARY EPIDEMIOLOGIST	X1363	28	1					1	
WORD PROC CEN SPVR	P1180	14	1	1	100.0%				
WORK FORCE DEV SPEC I	P4165	15	2					2	
WORK FORCE DEV SPEC II	P4166	16	1			1	100.0%		
WORK FORCE DEV SPEC III	P4167	17	1					1	
WORK FORCE DEV SPEC IV	P4168	18	3	1	33.3%			2	
Employees in the licensed engineers bargaining unit, some employees on approved leave without pay on June 30, 2010, and other records being audited by Retirement & Benefits at the time of this report are not included in these calculations.									
Calculations are based on retirement dates projected by Division of Retirement & Benefits.									

Retirement Projections by Department & Job Class

Department of Labor and Workforce Development									
				Eligible to Retire					
Job Class	Job Class Code	Range	Employee Count	Less than 1 Year	% Less than 1 Year	Between 1 and 5 years	% Between 1 and 5 years	More than 5 years	No Retirement Date Available
ACCOUNTANT II	P1205	16	2						2
ACCOUNTANT III	P1206	18	4			1	25.0%	1	2
ACCOUNTANT V	P1208	22	1					1	
ACCOUNTING CLERK	P1203	10	5	1	20.0%	1	20.0%	1	2
ACCOUNTING TECH I	P1210	12	18					7	11
ACCOUNTING TECH II	P1211	14	9	1	11.1%	2	22.2%	1	5
ACCOUNTING TECH III	P1212	16	10			2	20.0%	3	5
ACCOUNTING TECHNICIAN IV	P1235	18	5	1	20.0%	1	20.0%	3	
ADMIN ASST III	K0053	15	4	1	25.0%	1	25.0%	2	
ADMINISTRATIVE ASSISTANT I	K0017	12	5	1	20.0%	1	20.0%	1	2
ADMINISTRATIVE ASSISTANT II	K0018	14	16	3	18.8%	2	12.5%	6	5
ADMINISTRATIVE OFFICER I	K0019	17	1					1	
ADMINISTRATIVE OFFICER II	K0020	19	3					2	1
ADMIN OPERATIONS MGR I	K0021	22	2	1	50.0%			1	
ADMIN OPERATIONS MGR II	K0022	23	1	1	100.0%				
AMERICAN SIGN LANG INTERPRETER	P3602	16	1					1	
ANALYST/PROGRAMMER III	P1623	18	1						1
ANALYST/PROGRAMMER IV	P1624	20	7	2	28.6%			4	1
ANALYST/PROGRAMMER V	P1625	22	2					2	
APPEALS REFEREE I	P4662	17	1					1	
APPEALS REFEREE II	P4663	19	3					1	2
APPEALS REFEREE III	P4664	21	1	1	100.0%				
APPRENTICESHIP OUTREACH COORD	X1617	23	1						1
ASST CHIEF VOC REHAB SVCS	P3327	22	1			1	100.0%		
ASST DIR EMPLOY SECURITY	P4667	22	4			2	50.0%	2	
ASST.DIR.INSTRUCTION & HOUSING	X0904	23	1					1	
AVTEC INSTRUCTOR	P3181	00	20	1	5.0%	2	10.0%	9	8
BOILER & PRESSURE VSSL INSP I	P9950	19	5	1	20.0%			1	3
Employees in the licensed engineers bargaining unit, some employees on approved leave without pay on June 30, 2010, and other records being audited by Retirement & Benefits at the time of this report are not included in these calculations.									
Calculations are based on retirement dates projected by Division of Retirement & Benefits.									

Retirement Projections by Department & Job Class

Department of Labor and Workforce Development									
				Eligible to Retire					
Job Class	Job Class Code	Range	Employee Count	Less than 1 Year	% Less than 1 Year	Between 1 and 5 years	% Between 1 and 5 years	More than 5 years	No Retirement Date Available
BOILER & PRESSURE VSSL INSP II	P9951	20	1	1	100.0%				
BUDGET MANAGER	P1465	22	1	1	100.0%				
BUSINESS SVCS ADMINISTRATOR	X0018	22	1	1	100.0%				
CHAIR, WKRS' COMP APPEALS COMM	X1510	27	1						1
CHF,DISABILITY DETERMIN SVCS	K0059	22	1					1	
CHF LABOR RES & ANALYSIS	P2229	24	1	1	100.0%				
CHF OF WORKERS COMP ADJUD	P7230	24	1					1	
CHF VOCATIONAL REHAB SVCS	P3328	23	1						1
COMMISSIONER	X0003	00	1						1
COMM REHAB PROG SPEC	P3330	20	1					1	
COMMUNICATIONS COORDINATOR	X0933	23	1					1	
COMMUNITY DEVEL SPEC I	P2266	13	7					4	3
COMMUNITY DEVEL SPEC II	P2267	16	18	2	11.1%	2	11.1%	12	2
COMMUNITY DEVEL SPEC III	P2268	18	6	1	16.7%			5	
DATABASE SPECIALIST III	P1828	22	2					1	1
DATA PROCESSING MGR I	P1641	22	1					1	
DATA PROCESSING MGR II	P1642	23	2			1	50.0%	1	
DATA PROCESSING MGR III	P1643	24	1					1	
DATA PROCESSING TECH III	P1613	17	1					1	
DEMOGRAPHER	P1721	19	1						1
DEPARTMENT HEAD - AVTEC	T0101	00	4	2	50.0%	1	25.0%		1
DEP COMMISSIONER	P1951	28	1			1	100.0%		
DISABILITY ADJUD ASSOC I	P4242	13	7					1	6
DISABILITY ADJUD ASSOC II	P4243	16	3	1	33.3%				2
DISABILITY ADJUDICATOR I	P4240	18	3					2	1
DISABILITY ADJUDICATOR II	P4241	20	2					2	
DISABILITY HEARING OFFICER	P7220	19	1					1	
DIVISION DIRECTOR	P1901	27	7			5	71.4%	2	
Employees in the licensed engineers bargaining unit, some employees on approved leave without pay on June 30, 2010, and other records being audited by Retirement & Benefits at the time of this report are not included in these calculations.									
Calculations are based on retirement dates projected by Division of Retirement & Benefits.									

Retirement Projections by Department & Job Class

Department of Labor and Workforce Development									
Job Class	Job Class Code	Range	Employee Count	Eligible to Retire					No Retirement Date Available
				Less than 1 Year	% Less than 1 Year	Between 1 and 5 years	% Between 1 and 5 years	More than 5 years	
DIVISION OPERATIONS MANAGER	K0051	24	1					1	
DOL SAFETY LIAISON	P2422	22	1			1	100.0%		
DORMITORY ATTENDANT	P7805	11	3	1	33.3%			2	
ECONOMIST I	P2206	16	1						1
ECONOMIST II	P2207	18	5					2	3
ECONOMIST III	P2208	20	4	2	50.0%			1	1
ECONOMIST IV	P2209	22	2	1	50.0%	1	50.0%		
EDUCATION ASSOC I	P3157	13	1					1	
EDUCATION ASSOC III	P3159	17	1					1	
EDUCATION PROG ASSISTANT	P3156	12	6	2	33.3%	1	16.7%	2	1
EDUCATION SPECIALIST II	P3161	21	2			1	50.0%		1
EMPLOY COUNSELOR I	P4616	14	1						1
EMPLOY COUNSELOR II	P4617	16	8	3	37.5%	2	25.0%	1	2
EMPLOYMENT SERVICE MANAGER II	P4656	17	4	2	50.0%	1	25.0%	1	
EMPLOYMENT SERVICE MGR I	P4655	16	8	1	12.5%	4	50.0%	3	
EMPLOYMENT SERVICE MGR III	P4657	19	3	1	33.3%			1	1
EMPLOYMENT SERVICE MGR IV	P4658	20	7			3	42.9%	4	
EMPLOY SEC ANALYST I	P4659	15	3					2	1
EMPLOY SEC ANALYST II	P4660	17	14	2	14.3%	1	7.1%	11	
EMPLOY SEC ANALYST III	P4661	18	16	3	18.8%	3	18.8%	10	
EMPLOY SEC SPEC IA	P4648	13	44	1	2.3%			7	36
EMPLOY SEC SPEC IB	P4649	14	117	17	14.5%	15	12.8%	57	28
EMPLOY SEC SPEC II	P4650	15	31	1	3.2%	5	16.1%	19	6
EMPLOY SEC SPEC III	P4651	16	14	3	21.4%			11	
EMPLOY SEC SPEC IV	P4652	17	3	2	66.7%			1	
EMPLOY/UNEMPLOY INS TECH MGR	K0080	20	4	1	25.0%			3	
ENVIRO SERVICES (F/L/J)	P9171	58	1	1	100.0%				
ENVIRO SERVICES (F/L/J)	P9171	60	4					2	2
Employees in the licensed engineers bargaining unit, some employees on approved leave without pay on June 30, 2010, and other records being audited by Retirement & Benefits at the time of this report are not included in these calculations.									
Calculations are based on retirement dates projected by Division of Retirement & Benefits.									

Retirement Projections by Department & Job Class

Department of Labor and Workforce Development									
				Eligible to Retire					
Job Class	Job Class Code	Range	Employee Count	Less than 1 Year	% Less than 1 Year	Between 1 and 5 years	% Between 1 and 5 years	More than 5 years	No Retirement Date Available
EXEC SECRETARY I	P1155	12	1	1	100.0%				
EXECUTIVE DIRECTOR	X1952	23	1					1	
FIELD AUDITOR I	P4636	16	9	2	22.2%	1	11.1%	3	3
FIELD AUDITOR II	P4635	17	3	1	33.3%			2	
FOOD SERVICE (F/L/J/SJ)	P9101	53	1						1
FOOD SERVICE (F/L/J/SJ)	P9101	57	3					3	
FOOD SERVICE (F/L/J/SJ)	P9101	61	2			1	50.0%		1
GRANTS ADMINISTRATOR I	P2269	14	1						1
GRANTS ADMINISTRATOR II	P2270	17	4	1	25.0%			3	
GRANTS ADMINISTRATOR III	P2271	19	1					1	
HEARING EXAMINER I	P2380	24	1	1	100.0%				
HEARING OFFICER	P1925	21	1	1	100.0%				
HUMAN RESOURCE SPECIALIST I	P1410	16	1	1	100.0%				
INDUSTRIAL HYGIENIST	P2425	19	6					2	4
INSTRUCTORS AIDE II	X1964	13	6					3	3
INVESTIGATOR I	P7766	13	1					1	
INVESTIGATOR II	P7767	16	7	1	14.3%			6	
INVESTIGATOR III	P7768	18	5	2	40.0%			3	
INVESTIGATOR IV	P7769	20	2			1	50.0%	1	
LAW OFFICE ASSISTANT I	P7502	11	1						1
LAW OFFICE ASSISTANT II	P7503	13	1			1	100.0%		
MAIL SVCS COURIER	P1132	09	2					1	1
MAINT GEN (F/L/J/SJ)	P9311	54	1						1
MAINT SPEC BFC (F/LJ/J)	P9323	50	1			1	100.0%		
MAINT SPEC BFC (F/LJ/J)	P9323	51	2			2	100.0%		
MAINT SPEC EU	P9326	51	1					1	
MAINT SPEC PLUMB	P9328	51	1					1	
MICROFILM/IMAGING OPER I	P9811	10	1			1	100.0%		
Employees in the licensed engineers bargaining unit, some employees on approved leave without pay on June 30, 2010, and other records being audited by Retirement & Benefits at the time of this report are not included in these calculations.									
Calculations are based on retirement dates projected by Division of Retirement & Benefits.									

Retirement Projections by Department & Job Class

Department of Labor and Workforce Development									
				Eligible to Retire					
Job Class	Job Class Code	Range	Employee Count	Less than 1 Year	% Less than 1 Year	Between 1 and 5 years	% Between 1 and 5 years	More than 5 years	No Retirement Date Available
MICRO/NETWORK SPEC I	P1633	18	4			1	25.0%	3	
MICRO/NETWORK SPEC II	P1634	20	2					2	
MICRO/NETWORK TECH II	P1632	16	8					6	2
OFFICE ASSISTANT I	P1134	08	12	2	16.7%	1	8.3%	3	6
OFFICE ASSISTANT II	P1135	10	22	3	13.6%	2	9.1%	9	8
OFFICE ASSISTANT III	K0077	11	2					1	1
OFFICE ASSISTANT IV	P1136	12	1			1	100.0%		
PROCUREMENT SPEC I	P1331	14	1					1	
PROCUREMENT SPEC II	P1332	16	2					2	
PROCUREMENT SPEC III	P1333	18	1					1	
PROCUREMENT SPEC IV	P1334	20	1					1	
PROG COORDINATOR	P4678	20	1					1	
PROGRAM COORDINATOR I	K0071	18	8	1	12.5%	3	37.5%	3	1
PROGRAM COORDINATOR II	K0072	20	6	2	33.3%	1	16.7%	3	
PROGRAM MANAGER, OSH	P2420	22	2	1	50.0%			1	
PROJECT ASSISTANT	K0070	16	5	1	20.0%	1	20.0%	2	1
PROJECT COORD	P4677	18	1					1	
PUBLICATIONS SPEC II	P3607	16	1					1	
PUBLICATIONS SPEC III	P3608	19	1					1	
RECREATION ASSISTANT	P3220	11	1						1
REEMPLOYMENT BENEFITS ADM	P4698	22	1						1
REGULATIONS SPEC II	P2341	16	1					1	
RESEARCH ANALYST I	P1792	13	1					1	
RESEARCH ANALYST II	P1793	16	6	1	16.7%	2	33.3%	2	1
RESEARCH ANALYST III	P1794	18	6	3	50.0%	2	33.3%	1	
SECRETARY	P1151	11	2					1	1
SIC ELECTRICAL INSPECTOR	P9962	49	4	3	75.0%			1	
SIC ELEVATOR INSPECTOR	P9964	49	3			1	33.3%		2
Employees in the licensed engineers bargaining unit, some employees on approved leave without pay on June 30, 2010, and other records being audited by Retirement & Benefits at the time of this report are not included in these calculations.									
Calculations are based on retirement dates projected by Division of Retirement & Benefits.									

Retirement Projections by Department & Job Class

Department of Labor and Workforce Development									
				Eligible to Retire					
Job Class	Job Class Code	Range	Employee Count	Less than 1 Year	% Less than 1 Year	Between 1 and 5 years	% Between 1 and 5 years	More than 5 years	No Retirement Date Available
SIC OCC SAFETY AND COMPL	P9961	49	17	4	23.5%	2	11.8%	5	6
SIC PLUMBING INSPECTOR	P9966	49	3			2	66.7%	1	
SPEC ASST TO THE COMM I	P1917	21	1						1
SPEC ASST TO THE COMM II	P1918	23	1	1	100.0%				
SPVR AUDIT OPERATIONS	P4634	19	1					1	
STATE DEMOGRAPHER	P2211	22	1	1	100.0%				
STATISTICAL CLERK	P1703	10	2	1	50.0%			1	
STATISTICAL TECHNICIAN I	P1706	12	2			1	50.0%	1	
STATISTICAL TECHNICIAN II	P1707	14	1					1	
SUPPLY TECHNICIAN I	P1310	10	1					1	
SUPPLY TECHNICIAN II	P1311	12	1					1	
SUPVR, UNEMPL INS TAX	P4633	23	1					1	
SYSTEMS PROGRAMMER II	P1652	22	3			1	33.3%		2
SYSTEMS PROGRAMMER III	P1653	23	2	1	50.0%			1	
TEACHER - AVTEC	T0102	00	14	4	28.6%	4	28.6%	6	
TRAINING SPECIALIST II	P1472	18	4	1	25.0%	1	25.0%	2	
UNEM INS QTL CONTL AUDITOR	P4626	15	7	1	14.3%	1	14.3%	5	
UNEMP INS SUPPORT SVCS MGR	P4627	21	1			1	100.0%		
UNEMPLOYMENT INS SPEC II	P4612	14	3	1	33.3%			2	
UNEMPLOYMENT INS SPEC III	P4613	15	2			1	50.0%	1	
UNEM QUALITY CONTL SUPERVISOR	P4625	19	1			1	100.0%		
VOCATIONAL REHAB COUNSELOR III	P3343	19	22	2	9.1%	4	18.2%	13	3
VOC REHAB ASSIST I	P3331	10	6			1	16.7%	1	4
VOC REHAB ASSIST II	P3332	12	15	2	13.3%	3	20.0%	7	3
VOC REHAB ASSIST III	P3333	13	6	3	50.0%			3	
VOC REHAB COUNSELOR I	P3340	15	6					2	4
VOC REHAB COUNSELOR II	P3341	17	13	2	15.4%	1	7.7%	6	4
VOC REHAB COUNSELOR II	P3341	18	1					1	
Employees in the licensed engineers bargaining unit, some employees on approved leave without pay on June 30, 2010, and other records being audited by Retirement & Benefits at the time of this report are not included in these calculations.									
Calculations are based on retirement dates projected by Division of Retirement & Benefits.									

Retirement Projections by Department & Job Class

Department of Labor and Workforce Development									
				Eligible to Retire					
Job Class	Job Class Code	Range	Employee Count	Less than 1 Year	% Less than 1 Year	Between 1 and 5 years	% Between 1 and 5 years	More than 5 years	No Retirement Date Available
VOC REHAB EVALUATOR II	P3337	17	1					1	
VOC REHAB MANAGER	P3342	21	5	2	40.0%			3	
WAGE HOUR INVEST I	P4672	16	12	1	8.3%	2	16.7%	4	5
WAGE HOUR INVEST II	P4673	18	2	1	50.0%	1	50.0%		
WAGE HOUR INVEST III	P4674	21	1	1	100.0%				
WAGE-HOUR TECHNICIAN	P4670	12	2	1	50.0%				1
WORKER COMP OFF I	P4695	16	2					1	1
WORKER COMP OFF II	P4696	18	4	2	50.0%			2	
WORKER COMP TECHNICIAN	P4694	12	6	1	16.7%	1	16.7%		4
WORKERS' COMP HEARING OFF I	P7228	21	3					1	2
WORKERS' COMP HEARING OFF II	P7229	22	7	1	14.3%	3	42.9%		3
WORK FORCE DEV SPEC I	P4165	15	1					1	
Employees in the licensed engineers bargaining unit, some employees on approved leave without pay on June 30, 2010, and other records being audited by Retirement & Benefits at the time of this report are not included in these calculations.									
Calculations are based on retirement dates projected by Division of Retirement & Benefits.									

Retirement Projections by Department & Job Class

Department of Law									
				Eligible to Retire					
Job Class	Job Class Code	Range	Employee Count	Less than 1 Year	% Less than 1 Year	Between 1 and 5 years	% Between 1 and 5 years	More than 5 years	No Retirement Date Available
ACCOUNTANT II	P1205	16	1	1	100.0%				
ACCOUNTANT IV	P1207	20	1					1	
ACCOUNTING CLERK	P1203	10	2						2
ACCOUNTING TECH I	P1210	12	3					1	2
ACCOUNTING TECH II	P1211	14	1					1	
ACCOUNTING TECH III	P1212	16	1					1	
ADMINISTRATIVE ASSISTANT I	K0017	12	1						1
ADMINISTRATIVE ASSISTANT II	K0018	14	1					1	
ADMINISTRATIVE OFFICER II	K0020	19	1					1	
ANALYST/PROGRAMMER V	P1625	22	1						1
ASSOC ATTORNEY I	P7110	17	12	1	8.3%	5	41.7%	6	
ASSOC ATTORNEY II	P7111	19	12	4	33.3%	2	16.7%	5	1
ATTORNEY I	P7142	18	4						4
ATTORNEY II	P7143	20	18					4	14
ATTORNEY III	P7144	22	50			1	2.0%	23	26
ATTORNEY IV	P7145	24	118	17	14.4%	13	11.0%	68	20
ATTORNEY V	P7146	25	55	17	30.9%	9	16.4%	26	3
ATTORNEY VI	P7147	26	16	5	31.3%	5	31.3%	6	
BUDGET ANALYST IV	P1464	21	1	1	100.0%				
COMMISSIONER	X0003	00	1						1
DATA PROCESSING MGR II	P1642	23	1					1	
DEP ATTORNEY GENERAL	P7148	28	2	1	50.0%				1
DIVISION DIRECTOR	P1901	27	3	2	66.7%			1	
DIVISION OPERATIONS MANAGER	K0051	24	1					1	
EXEC SECRETARY III	P1156	16	1	1	100.0%				
INTERNAL AUDITOR IV	P1293	23	1					1	
INTERNET SPECIALIST I	K0003	16	1						1

Employees in the licensed engineers bargaining unit, some employees on approved leave without pay on June 30, 2010, and other records being audited by Retirement & Benefits at the time of this report are not included in these calculations.

Calculations are based on retirement dates projected by Division of Retirement & Benefits.

Retirement Projections by Department & Job Class

Department of Law									
				Eligible to Retire					
Job Class	Job Class Code	Range	Employee Count	Less than 1 Year	% Less than 1 Year	Between 1 and 5 years	% Between 1 and 5 years	More than 5 years	No Retirement Date Available
INVESTIGATOR III	P7768	18	3			2	66.7%	1	
LAW OFFICE ASSISTANT I	P7502	11	76	2	2.6%	3	3.9%	28	43
LAW OFFICE ASSISTANT II	P7503	13	29	2	6.9%	2	6.9%	16	9
LAW OFFICE MANAGER I	P7505	15	4	1	25.0%			3	
LAW OFFICE MANAGER II	P7506	16	2					2	
MAIL SVCS COURIER	P1132	09	1						1
MICRO/NETWORK SPEC I	P1633	18	3					2	1
MICRO/NETWORK SPEC II	P1634	20	1					1	
MICRO/NETWORK TECH I	P1631	14	1						1
MICRO/NETWORK TECH II	P1632	16	2						2
OFFICE ASSISTANT I	P1134	08	16			1	6.3%	3	12
OFFICE ASSISTANT II	P1135	10	10	3	30.0%	2	20.0%	2	3
PARALEGAL I	P7105	14	6			1	16.7%	4	1
PARALEGAL II	P7106	16	22	4	18.2%	2	9.1%	14	2
PROCUREMENT SPEC III	P1333	18	1						1
PUB ADVOCATE UTIL ANALYST I	K0006	22	3			1	33.3%	2	
PUB ADVOCATE UTIL ANALYST II	K0007	24	1			1	100.0%		
SPEC ASST TO THE COMM II	P1918	23	1						1
SUPPLY TECHNICIAN II	P1311	12	1					1	
VICTIM/WITNESS PARALEGAL I	P7108	14	7	1	14.3%			3	3
VICTIM/WITNESS PARALEGAL II	P7109	16	24	4	16.7%	2	8.3%	17	1
Employees in the licensed engineers bargaining unit, some employees on approved leave without pay on June 30, 2010, and other records being audited by Retirement & Benefits at the time of this report are not included in these calculations.									
Calculations are based on retirement dates projected by Division of Retirement & Benefits.									

Retirement Projections by Department & Job Class

Department of Military and Veterans Affairs									
				Eligible to Retire					
Job Class	Job Class Code	Range	Employee Count	Less than 1 Year	% Less than 1 Year	Between 1 and 5 years	% Between 1 and 5 years	More than 5 years	No Retirement Date Available
ACCOUNTANT IV	P1207	20	1					1	
ACCOUNTING CLERK	P1203	10	3					2	1
ACCOUNTING TECH I	P1210	12	2					1	1
ACCOUNTING TECH II	P1211	14	6	1	16.7%			4	1
ACCOUNTING TECH III	P1212	16	4			1	25.0%	3	
ACCOUNTING TECHNICIAN IV	P1235	18	1					1	
ADMIN ASST III	K0053	15	1						1
ADMINISTRATIVE ASSISTANT I	K0017	12	2					2	
ADMINISTRATIVE ASSISTANT II	K0018	14	1					1	
ADMINISTRATIVE OFFICER I	K0019	17	3			1	33.3%	2	
AIRCRAFT RESCUE & FF SPEC II	P7828	12	5					2	3
AIRCRAFT RESCUE & FF SPEC III	P7829	13	2			1	50.0%	1	
AIRCRAFT RESCUE & FF SPEC IV	P7830	15	3	2	66.7%	1	33.3%		
AMYA CHIEF EXAMINER	P3124	15	1	1	100.0%				
AMYA COORDINATOR	P3125	16	9					8	1
AMYA INSTRUCTOR	P3123	15	7			1	14.3%	4	2
AMYA MANAGER	P3128	23	1					1	
AMYA PLATOON LEADER	P3122	15	4					4	
AMYA SUPERVISOR I	P3126	17	2			1	50.0%	1	
AMYA SUPERVISOR II	P3127	19	4	1	25.0%			3	
AMYA TEAM LEADER	P3121	13	33	2	6.1%	2	6.1%	13	16
ANALYST/PROGRAMMER IV	P1624	20	1					1	
BUILDING MAINT MANAGER	P8461	22	1	1	100.0%				
BUILDING MGMT SPECIALIST	P8458	19	6	1	16.7%			2	3
CARTOGRAPHER III	P8416	16	1					1	
COMMISSIONER	X0003	00	1						1
CULT RES MGR & NATIVE LIAISON	P1920	19	1						1
Employees in the licensed engineers bargaining unit, some employees on approved leave without pay on June 30, 2010, and other records being audited by Retirement & Benefits at the time of this report are not included in these calculations.									
Calculations are based on retirement dates projected by Division of Retirement & Benefits.									

Retirement Projections by Department & Job Class

Department of Military and Veterans Affairs									
				Eligible to Retire					
Job Class	Job Class Code	Range	Employee Count	Less than 1 Year	% Less than 1 Year	Between 1 and 5 years	% Between 1 and 5 years	More than 5 years	No Retirement Date Available
DATA PROCESSING MGR II	P1642	23	1			1	100.0%		
DEP COMMISSIONER	P1951	28	1					1	
DEPUTY DIRECTOR	K0054	25	1					1	
DIVISION DIRECTOR	P1901	27	4	2	50.0%			1	1
DIVISION OPERATIONS MANAGER	K0051	24	2			1	50.0%	1	
EMERGENCY MANAGEMENT SPEC I	P1937	14	2			1	50.0%	1	
EMERGENCY MANAGEMENT SPEC II	P1938	16	23	2	8.7%	2	8.7%	5	14
EMERGENCY MANAGEMENT SPEC III	P1939	18	10					5	5
EMERGENCY PROGRAM MANAGER I	P1941	20	4					4	
ENGINEERING ASSISTANT II	P8911	19	2			1	50.0%		1
ENVIRON PROGRAM MANAGER I	P8531	21	1						1
ENVIRON PROGRAM SPEC III	P8523	18	3					1	2
EQUIP OPERATOR (F/LJ/J/SJ)	P9511	53	3	1	33.3%	2	66.7%		
EXEC SECRETARY I	P1155	12	1						1
FOOD SERVICE (F/L/J/SJ)	P9101	56	2			1	50.0%	1	
FOOD SERVICE (F/L/J/SJ)	P9101	57	4	1	25.0%	2	50.0%		1
FOOD SERVICE (F/L/J/SJ)	P9101	61	6			2	33.3%		4
FOOD SERVICE SUPERVISOR	P9104	16	1	1	100.0%				
GRANTS ADMINISTRATOR I	P2269	14	1						1
GRANTS ADMINISTRATOR II	P2270	17	3			1	33.3%		2
GRANTS ADMINISTRATOR III	P2271	19	1			1	100.0%		
HEALTH PRACTITIONER I	P5212	24	1						1
INFORMATION OFFICER II	P3614	17	1						1
INFORMATION OFFICER III	P3615	20	1					1	
INTERNET SPECIALIST II	K0004	19	1					1	
MAIL SVCS COURIER	P1132	09	1					1	
MAINT GEN (F/L/J/SJ)	P9311	53	1					1	
Employees in the licensed engineers bargaining unit, some employees on approved leave without pay on June 30, 2010, and other records being audited by Retirement & Benefits at the time of this report are not included in these calculations.									
Calculations are based on retirement dates projected by Division of Retirement & Benefits.									

Retirement Projections by Department & Job Class

Department of Military and Veterans Affairs									
				Eligible to Retire					
Job Class	Job Class Code	Range	Employee Count	Less than 1 Year	% Less than 1 Year	Between 1 and 5 years	% Between 1 and 5 years	More than 5 years	No Retirement Date Available
MAINT GEN (F/L/J/SJ)	P9311	54	14	1	7.1%	2	14.3%	9	2
MAINT GEN (F/L/J/SJ)	P9311	56	1						1
MAINT GEN (F/L/J/SJ)	P9311	58	3			1	33.3%		2
MAINT SPEC BFC (F/LJ/J)	P9323	50	3	1	33.3%	1	33.3%	1	
MAINT SPEC BFC (F/LJ/J)	P9323	51	3	1	33.3%			2	
MAINT SPEC BFC (F/LJ/J)	P9323	53	4	1	25.0%	1	25.0%	2	
MAINT SPEC ETRICIAN	P9325	51	5	1	20.0%	2	40.0%	2	
MAINT SPEC ETRONICS	P9324	51	4					3	1
MICRO/NETWORK SPEC I	P1633	18	2			1	50.0%	1	
MICRO/NETWORK SPEC II	P1634	20	1					1	
MICRO/NETWORK TECH I	P1631	14	1						1
MICRO/NETWORK TECH II	P1632	16	2					1	1
NURSE II	P5111	19	3	1	33.3%				2
OFFICE ASSISTANT I	P1134	08	5			2	40.0%		3
OFFICE ASSISTANT II	P1135	10	7	1	14.3%				6
OFFICE ASSISTANT IV	P1136	12	1					1	
PROCUREMENT SPEC I	P1331	14	3					2	1
PROCUREMENT SPEC III	P1333	18	1			1	100.0%		
PROGRAM COORDINATOR I	K0071	18	1					1	
PSYCHOLOGICAL COUNSLR I	P5325	16	1						1
PSYCHOLOGICAL COUNSLR II	P5327	17	1					1	
SECURITY GUARD I	P7820	09	6	2	33.3%			3	1
SECURITY GUARD II	P7821	12	1			1	100.0%		
SPEC ASST TO THE COMM I	P1917	21	1					1	
SPEC ASST TO THE COMM II	P1918	23	1					1	
STOCK & PARTS SVCS (L/J/SJ)	P9911	54	3			3	100.0%		
STOCK & PARTS SVCS (L/J/SJ)	P9911	55	1					1	

Employees in the licensed engineers bargaining unit, some employees on approved leave without pay on June 30, 2010, and other records being audited by Retirement & Benefits at the time of this report are not included in these calculations.

Calculations are based on retirement dates projected by Division of Retirement & Benefits.

Retirement Projections by Department & Job Class

Department of Military and Veterans Affairs									
				Eligible to Retire					
Job Class	Job Class Code	Range	Employee Count	Less than 1 Year	% Less than 1 Year	Between 1 and 5 years	% Between 1 and 5 years	More than 5 years	No Retirement Date Available
STOCK & PARTS SVCS (L/J/SJ)	P9911	57	1	1	100.0%				
SUPPLY TECHNICIAN II	P1311	12	2	1	50.0%				1
TELECOMM PLANNER I	P2255	21	1						1
TRAINING SPECIALIST I	P1471	16	1					1	
TRAINING SPECIALIST II	P1472	18	1						1
VETERANS AFFAIRS ADMINISTRATOR	P1919	21	1						1
Employees in the licensed engineers bargaining unit, some employees on approved leave without pay on June 30, 2010, and other records being audited by Retirement & Benefits at the time of this report are not included in these calculations.									
Calculations are based on retirement dates projected by Division of Retirement & Benefits.									

Retirement Projections by Department & Job Class

Department of Natural Resources									
				Eligible to Retire					
Job Class	Job Class Code	Range	Employee Count	Less than 1 Year	% Less than 1 Year	Between 1 and 5 years	% Between 1 and 5 years	More than 5 years	No Retirement Date Available
ACCOUNTANT II	P1205	16	1					1	
ACCOUNTANT III	P1206	18	3	2	66.7%			1	
ACCOUNTANT IV	P1207	20	3					3	
ACCOUNTANT V	P1208	22	2			2	100.0%		
ACCOUNTING CLERK	P1203	10	8	1	12.5%			3	4
ACCOUNTING TECH I	P1210	12	11	3	27.3%			5	3
ACCOUNTING TECH II	P1211	14	8			1	12.5%	6	1
ACCOUNTING TECH III	P1212	16	4	1	25.0%	1	25.0%	2	
ADMIN ASST III	K0053	15	3			2	66.7%		1
ADMINISTRATIVE ASSISTANT I	K0017	12	3			1	33.3%	1	1
ADMINISTRATIVE ASSISTANT II	K0018	14	21	5	23.8%	2	9.5%	10	4
ADMINISTRATIVE OFFICER I	K0019	17	8	3	37.5%			5	
ADMINISTRATIVE OFFICER II	K0020	19	3					3	
ADMIN OPERATIONS MGR I	K0021	22	2			1	50.0%	1	
AGIA COORDINATOR	X1673	30	1			1	100.0%		
AGRICULTURAL INSPECT I	P6445	16	2					1	1
AGRONOMIST I	P6450	16	1						1
AGRONOMIST II	P6451	18	3	1	33.3%	1	33.3%		1
AGRONOMIST III	P6452	20	1	1	100.0%				
AIRCRAFT MAINT INSPECTOR	P9636	19	1					1	
AIRCRAFT PILOT II	P9632	19	4					2	2
AIRCRAFT SUPERVISOR	P9638	20	1			1	100.0%		
ANALYST/PROGRAMMER II	P1622	16	5					1	4
ANALYST/PROGRAMMER III	P1623	18	3	1	33.3%			1	1
ANALYST/PROGRAMMER IV	P1624	20	13	1	7.7%	2	15.4%	8	2
ANALYST/PROGRAMMER V	P1625	22	4			2	50.0%	1	1
ANILCA COORDINATOR	X1403	23	1	1	100.0%				

Employees in the licensed engineers bargaining unit, some employees on approved leave without pay on June 30, 2010, and other records being audited by Retirement & Benefits at the time of this report are not included in these calculations.

Calculations are based on retirement dates projected by Division of Retirement & Benefits.

Retirement Projections by Department & Job Class

Department of Natural Resources									
				Eligible to Retire					
Job Class	Job Class Code	Range	Employee Count	Less than 1 Year	% Less than 1 Year	Between 1 and 5 years	% Between 1 and 5 years	More than 5 years	No Retirement Date Available
APPRAISER I	P2621	16	1					1	
APPRAISER II	P2622	18	1					1	
APPRAISER III	P2623	21	1					1	
ARCHAEOLOGIST I	P6746	16	2					1	1
ARCHAEOLOGIST II	P6747	18	4			1	25.0%	3	
ARCHAEOLOGIST III	P6748	19	1	1	100.0%				
BUDGET ANALYST III	P1463	19	1					1	
BUDGET ANALYST IV	P1464	21	1					1	
CARTOGRAPHER II	P8415	15	4					2	2
CARTOGRAPHER III	P8416	16	4	1	25.0%	1	25.0%	2	
CARTOGRAPHER IV	P8417	17	2	1	50.0%			1	
CHF OFF OF HIST & ARCHAEOLOGY	P6766	21	1	1	100.0%				
CHIEF PETROLEUM GEOLOGIST	X0528	26	1					1	
COMMERCIAL ANALYST	X0338	26	5	1	20.0%			3	1
COMMISSIONER	X0003	00	1	1	100.0%				
CORR INDUS PROD MGR I	P7665	16	2			1	50.0%	1	
CORR INDUS PROD MGR II	P7666	18	1	1	100.0%				
DATA PROCESSING MGR I	P1641	22	2					1	1
DATA PROCESSING MGR III	P1643	24	1						1
DEP COMMISSIONER	P1951	28	2	2	100.0%				
DEP. ST. PIPELINE COORD. ENGIN	X1008	24	1			1	100.0%		
DEPUTY DIRECTOR	X0826	26	1					1	
DEV SPEC II, OPTION B	P2289	20	1			1	100.0%		
DEV SPEC I, OPTION B	P2287	18	1					1	
DIVISION DIRECTOR	P1901	27	9	2	22.2%	2	22.2%	3	2
DIVISION OPERATIONS MANAGER	K0051	24	6	3	50.0%	1	16.7%	2	
EDUCATION ASSOC III	P3159	17	1					1	

Employees in the licensed engineers bargaining unit, some employees on approved leave without pay on June 30, 2010, and other records being audited by Retirement & Benefits at the time of this report are not included in these calculations.

Calculations are based on retirement dates projected by Division of Retirement & Benefits.

Retirement Projections by Department & Job Class

Department of Natural Resources									
				Eligible to Retire					
Job Class	Job Class Code	Range	Employee Count	Less than 1 Year	% Less than 1 Year	Between 1 and 5 years	% Between 1 and 5 years	More than 5 years	No Retirement Date Available
ENGINEER/ARCHITECT I	P8913	22	2	1	50.0%			1	
ENGINEER/ARCHITECT II	P8914	23	1			1	100.0%		
ENGINEER/ARCHITECT III	P8915	25	1			1	100.0%		
ENGINEERING ASSISTANT I	P8910	17	1						1
ENGINEERING ASSISTANT II	P8911	19	4						4
ENGINEERING ASSISTANT III	P8912	21	2					2	
ENGINEERING ASSOCIATE	P8925	21	1					1	
ENVIRON IMPACT ANALYST III	P8543	19	1					1	
EQUIP OPERATOR (F/LJ/J/SJ)	P9511	53	2					2	
EXEC DIR AK MH LANDS TRUST OFF	X2003	28	1			1	100.0%		
EXEC SECRETARY III	P1156	16	1					1	
EXECUTIVE DIRECTOR, CACFA	K0056	22	1	1	100.0%				
FOOD SERVICE (F/L/J/SJ)	P9101	56	1					1	
FOOD SERVICE (F/L/J/SJ)	P9101	57	1					1	
FOOD SERVICE (F/L/J/SJ)	P9101	61	2	1	50.0%				1
FORESTER II	P6622	16	18	3	16.7%	3	16.7%	6	6
FORESTER III	P6623	18	13	3	23.1%	2	15.4%	6	2
FORESTER IV	P6624	20	8	3	37.5%			3	2
FORESTER V	K0016	22	3	2	66.7%			1	
GEOLOGICAL SCIENTIST I	K0014	22	2	2	100.0%				
GEOLOGIST II	P8341	17	6	1	16.7%			3	2
GEOLOGIST III	P8342	19	12					8	4
GEOLOGIST IV	P8343	21	10	1	10.0%			6	3
GEOLOGIST V	P8344	22	6	2	33.3%			4	
GRANTS ADMINISTRATOR I	P2269	14	1						1
GRANTS ADMINISTRATOR II	P2270	17	4			3	75.0%	1	
HISTORIAN I	P6744	16	2						2

Employees in the licensed engineers bargaining unit, some employees on approved leave without pay on June 30, 2010, and other records being audited by Retirement & Benefits at the time of this report are not included in these calculations.

Calculations are based on retirement dates projected by Division of Retirement & Benefits.

Retirement Projections by Department & Job Class

Department of Natural Resources									
				Eligible to Retire					
Job Class	Job Class Code	Range	Employee Count	Less than 1 Year	% Less than 1 Year	Between 1 and 5 years	% Between 1 and 5 years	More than 5 years	No Retirement Date Available
HISTORIAN II	P6745	18	3	1	33.3%			1	1
HISTORIAN III	P6743	19	1	1	100.0%				
HYDROLOGIST I	P8326	16	1	1	100.0%				
HYDROLOGIST II	P8327	18	2	1	50.0%			1	
HYDROLOGIST III	P8328	20	1					1	
INFORMATION OFFICER II	P3614	17	1						1
INTER-GOVERNMENTAL COORDINATOR	X1619	26	1					1	
LAND SURVEY ASST II	P8833	18	2						2
LAND SURVEY MANAGER I	K0062	23	1	1	100.0%				
LAND SURVEY MANAGER II	K0063	24	1	1	100.0%				
LAND SURVEYOR I	P8835	21	5	2	40.0%	1	20.0%	1	1
LAND SURVEYOR II	P8836	22	4					3	1
LAND SURVEY SPECIALIST II	K0061	20	1					1	
LARGE MINE PROJECT MANAGER	X1943	24	1	1	100.0%				
LARGE PROJECT COORDINATOR	X1406	23	3	1	33.3%	1	33.3%		1
LOAN/COLLECTION OFF I	P2113	16	1			1	100.0%		
MAIL SVCS COURIER	P1132	09	1						1
MAINT GEN (F/L/J/SJ)	P9311	52	1	1	100.0%				
MAINT GEN (F/L/J/SJ)	P9311	53	1					1	
MAINT GEN (F/L/J/SJ)	P9311	54	7	3	42.9%	2	28.6%	2	
MAINT GEN (F/L/J/SJ)	P9311	56	7	1	14.3%			2	4
MAINT GEN (F/L/J/SJ)	P9311	58	11			2	18.2%	3	6
MAINT SPEC BFC (F/LJ/J)	P9323	51	3	2	66.7%			1	
MECH AIRCRAFT	P9336	53	1					1	
MECH AUTO	P9331	54	6	1	16.7%	1	16.7%	1	3
MICRO/NETWORK SPEC I	P1633	18	5	2	40.0%			3	
MICRO/NETWORK SPEC II	P1634	20	2					2	

Employees in the licensed engineers bargaining unit, some employees on approved leave without pay on June 30, 2010, and other records being audited by Retirement & Benefits at the time of this report are not included in these calculations.

Calculations are based on retirement dates projected by Division of Retirement & Benefits.

Retirement Projections by Department & Job Class

Department of Natural Resources									
				Eligible to Retire					
Job Class	Job Class Code	Range	Employee Count	Less than 1 Year	% Less than 1 Year	Between 1 and 5 years	% Between 1 and 5 years	More than 5 years	No Retirement Date Available
MICRO/NETWORK TECH I	P1631	14	1						1
MICRO/NETWORK TECH II	P1632	16	4			1	25.0%	2	1
NATURAL RESOURCE MGR I	P6654	18	24	5	20.8%	2	8.3%	11	6
NATURAL RESOURCE MGR II	P6655	20	20	7	35.0%	4	20.0%	8	1
NATURAL RESOURCE MGR III	P6656	22	10	7	70.0%	1	10.0%	1	1
NATURAL RESOURCE SPEC I	P6641	14	27	3	11.1%			14	10
NATURAL RESOURCE SPEC II	P6642	16	60	6	10.0%	1	1.7%	27	26
NATURAL RESOURCE SPEC III	P6643	18	42	5	11.9%	6	14.3%	19	12
NATURAL RESOURCE SPEC IV	P6644	21	3					2	1
NATURAL RESOURCE SPEC V	P6645	23	5	1	20.0%			3	1
NATURAL RESOURCE TECH I	P6631	10	1						1
NATURAL RESOURCE TECH II	P6632	12	33	2	6.1%	3	9.1%	12	16
NATURAL RESOURCE TECH III	P6633	14	6	1	16.7%			4	1
OFFICE ASSISTANT I	P1134	08	7	1	14.3%			1	5
OFFICE ASSISTANT II	P1135	10	18	2	11.1%	3	16.7%	5	8
OFFICE ASSISTANT III	K0077	11	2					2	
OIL & GAS REVENUE AUDIT MASTER	X1630	26	2					1	1
OIL & GAS REVENUE AUDITOR II	P1274	20	1					1	
OIL & GAS REVENUE AUDITOR III	P1275	22	2					2	
OIL & GAS REVENUE AUDITOR IV	P1276	24	2			1	50.0%	1	
OIL & GAS REVENUE SPECIALIST	P1277	25	1			1	100.0%		
PARK RANGER I	P6705	16	21	3	14.3%	4	19.0%	9	5
PARK RANGER II	P6706	18	8			1	12.5%	7	
PARK SPECIALIST	P6708	14	6					4	2
PARK SUPERINTENDENT	P6707	20	5			2	40.0%	3	
PETROLEUM ECONOMIST I	P2214	20	1						1
PETROLEUM ENGINEER	X1244	26	1					1	

Employees in the licensed engineers bargaining unit, some employees on approved leave without pay on June 30, 2010, and other records being audited by Retirement & Benefits at the time of this report are not included in these calculations.

Calculations are based on retirement dates projected by Division of Retirement & Benefits.

Retirement Projections by Department & Job Class

Department of Natural Resources									
				Eligible to Retire					
Job Class	Job Class Code	Range	Employee Count	Less than 1 Year	% Less than 1 Year	Between 1 and 5 years	% Between 1 and 5 years	More than 5 years	No Retirement Date Available
PETROLEUM FACIL INTEG/COMP MGR	X1574	26	1					1	
PETROLEUM FACIL INTEGRITY ENG	X1572	26	1						1
PETROLEUM FACIL INTEGRITY SPEC	X1573	26	1						1
PETROLEUM GEOLOGIST I	X0527	26	6	2	33.3%			4	
PETROLEUM GEOLOGIST II	X0524	26	3					2	1
PETROLEUM GEOPHYSICIST I	X1541	26	1					1	
PETROLEUM LAND MANAGER	X0339	26	5			3	60.0%	2	
PETROLEUM MANAGER	X0531	26	1	1	100.0%				
PETROLEUM RESERVOIR ENGINEER	X0529	26	4	2	50.0%	1	25.0%		1
PLANNER II	P2292	17	1					1	
PLANNER III	P2293	19	1			1	100.0%		
PROCUREMENT SPEC I	P1331	14	2					1	1
PROCUREMENT SPEC II	P1332	16	2	1	50.0%				1
PROCUREMENT SPEC IV	P1334	20	1					1	
PROGRAM COORDINATOR II	K0072	20	1	1	100.0%				
PROJECT ASSISTANT	X0852	23	1						1
PROJECT COORDINATOR	X0854	20	2	1	50.0%			1	
PROJECT MANAGER	X1223	26	1					1	
PUBLICATIONS SPEC I	P3606	13	2					1	1
PUBLICATIONS SPEC II	P3607	16	2			1	50.0%	1	
PUBLICATIONS SPEC III	P3608	19	3					2	1
PUBLICATIONS TECH II	P3605	13	1						1
RADIO DISPATCHER II	P1115	12	1					1	
RECORDER I	P7520	10	4					1	3
RECORDER II	P7521	11	25	5	20.0%	4	16.0%	7	9
RECORDER III	P7522	13	4			1	25.0%	2	1
RECORDER IV	P7523	15	3	1	33.3%			2	

Employees in the licensed engineers bargaining unit, some employees on approved leave without pay on June 30, 2010, and other records being audited by Retirement & Benefits at the time of this report are not included in these calculations.

Calculations are based on retirement dates projected by Division of Retirement & Benefits.

Retirement Projections by Department & Job Class

Department of Natural Resources									
				Eligible to Retire					
Job Class	Job Class Code	Range	Employee Count	Less than 1 Year	% Less than 1 Year	Between 1 and 5 years	% Between 1 and 5 years	More than 5 years	No Retirement Date Available
RECORDER MGR	P7524	17	2					2	
RECORDER TECHNICIAN	P7527	12	5			2	40.0%	2	1
RECORDER TECHNICIAN SUPERVISOR	P7528	15	1					1	
SAFETY OFFICER	P1947	18	1			1	100.0%		
SECRETARY	P1151	11	2	1	50.0%				1
SPEC ASST TO THE COMM II	P1918	23	1					1	
STATE RECORDER	P7526	22	1			1	100.0%		
STOCK & PARTS SVCS (L/J/SJ)	P9911	53	1					1	
STOCK & PARTS SVCS (L/J/SJ)	P9911	54	3	1	33.3%			2	
STOCK & PARTS SVCS (L/J/SJ)	P9911	55	4					3	1
STOCK & PARTS SVCS (L/J/SJ)	P9911	57	9			2	22.2%	5	2
SUPPLY TECHNICIAN I	P1310	10	1					1	
SUPPLY TECHNICIAN II	P1311	12	1	1	100.0%				
TECH ENG / ARCHITECT II	P8921	25	1					1	
TECHNICAL ENG I/ARCHITECT I	P8920	24	1					1	
TRAINING SPECIALIST I	P1471	16	1	1	100.0%				
TRUST RESOURCE MANAGER	X2005	17	2					2	
TRUST RESOURCE MANAGER	X2005	18	1			1	100.0%		
TRUST RESOURCE MANAGER	X2005	20	1	1	100.0%				
TRUST RESOURCE MANAGER	X2005	22	1						1
TRUST RESOURCE MANAGER	X2005	23	2	1	50.0%			1	
TRUST RESOURCE MANAGER	X2005	28	1	1	100.0%				
TRUST RESOURCE TECHNICIAN	X2006	14	1			1	100.0%		
TRUST RESOURCE TECHNICIAN	X2006	16	1					1	
WILDLAND FIRE DISPATCHER I	K0008	11	4						4
WILDLAND FIRE DISPATCHER II	K0009	13	11	2	18.2%	3	27.3%	4	2
WILDLAND FIRE DISPATCHER III	K0010	15	6	3	50.0%			3	

Employees in the licensed engineers bargaining unit, some employees on approved leave without pay on June 30, 2010, and other records being audited by Retirement & Benefits at the time of this report are not included in these calculations.

Calculations are based on retirement dates projected by Division of Retirement & Benefits.

Retirement Projections by Department & Job Class

Department of Natural Resources									
				Eligible to Retire					
Job Class	Job Class Code	Range	Employee Count	Less than 1 Year	% Less than 1 Year	Between 1 and 5 years	% Between 1 and 5 years	More than 5 years	No Retirement Date Available
WILDLAND FIRE/RESOURCE TECH I	P6605	08	7						7
WILDLAND FIRE/RESOURCE TECH II	P6606	10	20					5	15
WILDLAND FIRE/RESOURCE TECH IV	P6608	14	16	3	18.8%	1	6.3%	10	2
WILDLAND FIRE/RESOURCE TECH V	K0011	15	9	5	55.6%	1	11.1%	2	1
WILDLAND FIRE/RESOURC TECH III	P6607	12	42	4	9.5%	1	2.4%	29	8
Employees in the licensed engineers bargaining unit, some employees on approved leave without pay on June 30, 2010, and other records being audited by Retirement & Benefits at the time of this report are not included in these calculations.									
Calculations are based on retirement dates projected by Division of Retirement & Benefits.									

Retirement Projections by Department & Job Class

Department of Public Safety									
				Eligible to Retire					
Job Class	Job Class Code	Range	Employee Count	Less than 1 Year	% Less than 1 Year	Between 1 and 5 years	% Between 1 and 5 years	More than 5 years	No Retirement Date Available
ACCOUNTANT III	P1206	18	1					1	
ACCOUNTANT V	P1208	22	1					1	
ACCOUNTING CLERK	P1203	10	9	1	11.1%			3	5
ACCOUNTING TECH I	P1210	12	3						3
ACCOUNTING TECH II	P1211	14	2					2	
ACCOUNTING TECH III	P1212	16	2					2	
ADMIN ASST III	K0053	15	5	1	20.0%			4	
ADMIN INVESTIGATOR I - DPS	K0074	21	1					1	
ADMIN INVESTIGATOR II - DPS	K0075	22	1			1	100.0%		
ADMINISTRATIVE ASSISTANT I	K0017	12	9	1	11.1%	1	11.1%	6	1
ADMINISTRATIVE ASSISTANT II	K0018	14	9	1	11.1%	3	33.3%	4	1
ADMINISTRATIVE OFFICER I	K0019	17	1	1	100.0%				
ADMINISTRATIVE OFFICER II	K0020	19	1	1	100.0%				
ADMIN OPERATIONS MGR I	K0021	22	1			1	100.0%		
AIRCRAFT PILOT I	P9631	16	1	1	100.0%				
AIRCRAFT PILOT II	P9632	19	3	1	33.3%			1	1
AIRCRAFT SUPERVISOR	P9638	20	1					1	
AK AUTO FP ID SYS OP I	P7752	15	4	1	25.0%			2	1
AK AUTO FP ID SYS OP II	P7753	17	1			1	100.0%		
ANALYST/PROGRAMMER II	P1622	16	1						1
ANALYST/PROGRAMMER IV	P1624	20	6	1	16.7%	2	33.3%	1	2
ANALYST/PROGRAMMER V	P1625	22	4	2	50.0%	1	25.0%		1
ASST ST FIRE MARSHAL	P7865	22	1					1	
BOAT OFFICER I	P9655	13	2					1	1
BOAT OFFICER III	P9657	17	4					4	
BOAT OFFICER IV	P9658	19	2			1	50.0%	1	
BUDGET ANALYST III	P1463	19	1	1	100.0%				

Employees in the licensed engineers bargaining unit, some employees on approved leave without pay on June 30, 2010, and other records being audited by Retirement & Benefits at the time of this report are not included in these calculations.

Calculations are based on retirement dates projected by Division of Retirement & Benefits.

Retirement Projections by Department & Job Class

Department of Public Safety									
				Eligible to Retire					
Job Class	Job Class Code	Range	Employee Count	Less than 1 Year	% Less than 1 Year	Between 1 and 5 years	% Between 1 and 5 years	More than 5 years	No Retirement Date Available
BUDGET MANAGER	P1465	22	1	1	100.0%				
BUILDING MGMT SPECIALIST	P8458	19	1	1	100.0%				
BUILDING PLANS EXAMINER	P7866	19	3			2	66.7%	1	
BUSINESS REG EXAMINER	P2320	13	1					1	
CAPTAIN, AK STATE TROOPERS	P7708	24	11	10	90.9%			1	
CHIEF, CRIM REC & ID BUREAU	P7755	22	1			1	100.0%		
COMM CENTER SUPVR, PS	P1120	14	1			1	100.0%		
COMMISSIONER	X0003	00	1						1
CORPORAL PS	P7704	77	5					5	
COURT SERVICES OFFICER	P7702	74	57	7	12.3%	4	7.0%	29	17
CRIMINAL JUSTICE PLANNER	P2221	21	1					1	
CRIMINAL JUSTICE SPECIALIST	P7013	16	2			1	50.0%	1	
CRIMINAL JUSTICE TECHNICIAN I	P7011	12	29	2	6.9%	4	13.8%	21	2
CRIMINAL JUSTICE TECHNICIAN II	P7012	14	5	1	20.0%			4	
DATA COMMUNICATIONS SPEC II	P1662	21	1					1	
DATA PROCESSING MGR I	P1641	22	1						1
DATA PROCESSING MGR III	P1643	24	1					1	
DEP COMMISSIONER	P1951	28	1						1
DEP FIRE MARSHAL I	P7864	76	5	1	20.0%	1	20.0%	2	1
DEP FIRE MARSHAL II	P7862	21	2			1	50.0%	1	
DIVISION DIRECTOR	P1901	27	6	4	66.7%	1	16.7%	1	
ENVIRO SERVICES (F/L/J)	P9171	60	2	1	50.0%	1	50.0%		
EX DIR AK POLICE STD CNCL ADMI	P7780	23	1	1	100.0%				
EXEC SECRETARY II	P1154	14	1					1	
EXECUTIVE DIRECTOR CDVSA	X1999	24	1						1
FIRE TRAINING ADMIN	P7861	21	2					1	1
FIRE TRAINING SPECIALIST	P7860	19	4	1	25.0%			3	

Employees in the licensed engineers bargaining unit, some employees on approved leave without pay on June 30, 2010, and other records being audited by Retirement & Benefits at the time of this report are not included in these calculations.

Calculations are based on retirement dates projected by Division of Retirement & Benefits.

Retirement Projections by Department & Job Class

Department of Public Safety									
				Eligible to Retire					
Job Class	Job Class Code	Range	Employee Count	Less than 1 Year	% Less than 1 Year	Between 1 and 5 years	% Between 1 and 5 years	More than 5 years	No Retirement Date Available
FORENSIC LABORATORY MANAGER	K0041	23	1						1
FORENSIC SCIENT/DNA TECH MGR	K0040	22	1					1	
FORENSIC SCIENTIST II- DNA	K0037	17	6					1	5
FORENSIC SCIENTIST III-CHEMIST	K0030	19	2					2	
FORENSIC SCIENTIST III - DNA	K0038	19	6					5	1
FORENSIC SCIENTIST III-PHYSIC	K0034	19	5	1	20.0%			3	1
FORENSIC SCIENTIST IV-CHEMIST	K0031	21	2	2	100.0%				
FORENSIC SCIENTIST IV - DNA	K0039	21	1						1
FORENSIC SCIENTIST IV-PHYSICAL	K0035	21	2					1	1
FORENSIC TECH II	K0027	15	2					2	
FORENSIC TECHNICIAN I	P5660	13	5			1	20.0%		4
GRANTS ADMINISTRATOR I	P2269	14	1	1	100.0%				
GRANTS ADMINISTRATOR III	P2271	19	1					1	
INFORMATION OFFICER II	P3614	17	2						2
INFORMATION OFFICER III	P3615	20	1					1	
INTERNET SPECIALIST II	K0004	19	1					1	
INVESTIGATOR III	P7768	18	4	2	50.0%			2	
INVESTIGATOR IV	P7769	20	1					1	
LIEUTENANT, AK STATE TROOPERS	P7706	23	23	6	26.1%	13	56.5%	4	
MAIL SVCS COURIER	P1132	09	1			1	100.0%		
MAINT GEN (F/L/J/SJ)	P9311	54	2					1	1
MAINT SPEC BFC (F/LJ/J)	P9323	51	1					1	
MAJOR, AK STATE TROOPERS	P7709	25	3	3	100.0%				
MECH AIRCRAFT	P9336	51	1					1	
MECH AIRCRAFT	P9336	53	5	1	20.0%			2	2
MECH AUTO	P9331	53	1					1	
MICRO/NETWORK SPEC I	P1633	18	3						3

Employees in the licensed engineers bargaining unit, some employees on approved leave without pay on June 30, 2010, and other records being audited by Retirement & Benefits at the time of this report are not included in these calculations.

Calculations are based on retirement dates projected by Division of Retirement & Benefits.

Retirement Projections by Department & Job Class

Department of Public Safety									
				Eligible to Retire					
Job Class	Job Class Code	Range	Employee Count	Less than 1 Year	% Less than 1 Year	Between 1 and 5 years	% Between 1 and 5 years	More than 5 years	No Retirement Date Available
MICRO/NETWORK SPEC II	P1634	20	2					1	1
MICRO/NETWORK TECH II	P1632	16	2	1	50.0%				1
OFFICE ASSISTANT I	P1134	08	21	1	4.8%			7	13
OFFICE ASSISTANT II	P1135	10	36	1	2.8%	4	11.1%	14	17
OFFICE ASSISTANT III	K0077	11	20	5	25.0%	2	10.0%	3	10
OFFICE ASSISTANT IV	P1136	12	3					3	
PARALEGAL II	P7106	16	1					1	
PROCUREMENT SPEC I	P1331	14	2	1	50.0%				1
PROCUREMENT SPEC II	P1332	16	1					1	
PROCUREMENT SPEC III	P1333	18	1						1
PROCUREMENT SPEC IV	P1334	20	1			1	100.0%		
PROGRAM COORDINATOR I	K0071	18	3	2	66.7%	1	33.3%		
PROGRAM COORDINATOR II	K0072	20	3					2	1
PUBLIC SAFETY TECHNICIAN I	P7725	09	12					3	9
PUBLIC SAFETY TECHNICIAN II	P7726	11	18	1	5.6%	1	5.6%	5	11
RADIO DISPATCHER I	P1114	11	1					1	
RADIO DISPATCHER II	P1115	12	26	2	7.7%	1	3.8%	12	11
RADIO DISPATCHER III	P1118	13	6					6	
RECORDS & LICENSING SPVR	P1905	16	2					1	1
REGULATIONS SPEC I	P2340	13	1					1	
RESEARCH ANALYST I	P1792	13	1						1
RESEARCH ANALYST II	P1793	16	1			1	100.0%		
SECRETARY	P1151	11	5	1	20.0%			2	2
SERGEANT PS	P7705	78	66	8	12.1%	17	25.8%	39	2
SPEC ASST TO THE COMM II	P1918	23	2			1	50.0%	1	
STATE TROOPER	P7703	76	247	12	4.9%	13	5.3%	163	59
STATE TROOPER RECRUIT	P7710	74	22					1	21

Employees in the licensed engineers bargaining unit, some employees on approved leave without pay on June 30, 2010, and other records being audited by Retirement & Benefits at the time of this report are not included in these calculations.

Calculations are based on retirement dates projected by Division of Retirement & Benefits.

Retirement Projections by Department & Job Class

Department of Public Safety									
				Eligible to Retire					
Job Class	Job Class Code	Range	Employee Count	Less than 1 Year	% Less than 1 Year	Between 1 and 5 years	% Between 1 and 5 years	More than 5 years	No Retirement Date Available
STATISTICAL TECHNICIAN II	P1707	14	1					1	
STOCK & PARTS SVCS (L/J/SJ)	P9911	55	2			2	100.0%		
TAP FIRE SAFETY SPECIALIST	P7868	21	1					1	
TRAINING COORDINATOR, APSC	P7795	19	1			1	100.0%		
TRAINING SPECIALIST I	P1471	16	1					1	
VESSEL SUPERVISOR	P9674	20	1			1	100.0%		
VESSEL TECHNICIAN II	P9665	16	3					2	1
VISUAL INFO SPEC	P3612	17	1					1	
Employees in the licensed engineers bargaining unit, some employees on approved leave without pay on June 30, 2010, and other records being audited by Retirement & Benefits at the time of this report are not included in these calculations.									
Calculations are based on retirement dates projected by Division of Retirement & Benefits.									

Retirement Projections by Department & Job Class

Department of Revenue									
				Eligible to Retire					
Job Class	Job Class Code	Range	Employee Count	Less than 1 Year	% Less than 1 Year	Between 1 and 5 years	% Between 1 and 5 years	More than 5 years	No Retirement Date Available
ACCOUNTANT	X0225	19	1					1	
ACCOUNTANT	X0701	16	4			1	25.0%	2	1
ACCOUNTANT	X0701	18	1					1	
ACCOUNTANT II	P1205	16	1	1	100.0%				
ACCOUNTANT III	P1206	18	4	1	25.0%			2	1
ACCOUNTANT IV	P1207	20	7	1	14.3%	1	14.3%	4	1
ACCOUNTING CLERK	P1203	10	8			1	12.5%	3	4
ACCOUNTING TECH I	P1210	12	11	1	9.1%			3	7
ACCOUNTING TECH II	P1211	14	19	2	10.5%	2	10.5%	13	2
ACCOUNTING TECH III	P1212	16	12			2	16.7%	9	1
ADMIN ASST III	K0053	15	1						1
ADMINISTRATIVE ASSISTANT	X0033	12	1						1
ADMINISTRATIVE ASSISTANT	X0751	13	1						1
ADMINISTRATIVE ASSISTANT	X0941	12	1						1
ADMINISTRATIVE ASSISTANT	X1624	07	1						1
ADMINISTRATIVE ASSISTANT I	K0017	12	3	1	33.3%			1	1
ADMINISTRATIVE ASSISTANT II	K0018	14	6			1	16.7%	4	1
ADMINISTRATIVE MANAGER	X1266	20	1					1	
ADMINISTRATIVE OFFICER	X0044	20	2			1	50.0%	1	
ADMINISTRATIVE OFFICER	X0659	18	1					1	
ADMINISTRATIVE OFFICER I	K0019	17	3	1	33.3%			2	
ADMINISTRATIVE OFFICER II	K0020	19	2					1	1
ADMINISTRATIVE SPECIALIST	X0553	14	2					1	1
ADMINISTRATIVE SPECIALIST	X0553	16	1	1	100.0%				
ADMINISTRATIVE SPECIALIST	X0553	18	1					1	
ADMIN OPERATIONS MGR I	K0021	22	1	1	100.0%				
ANALYST/PROGRAMMER II	P1622	16	1						1

Employees in the licensed engineers bargaining unit, some employees on approved leave without pay on June 30, 2010, and other records being audited by Retirement & Benefits at the time of this report are not included in these calculations.

Calculations are based on retirement dates projected by Division of Retirement & Benefits.

Retirement Projections by Department & Job Class

Department of Revenue									
				Eligible to Retire					
Job Class	Job Class Code	Range	Employee Count	Less than 1 Year	% Less than 1 Year	Between 1 and 5 years	% Between 1 and 5 years	More than 5 years	No Retirement Date Available
ANALYST/PROGRAMMER III	P1623	18	6	1	16.7%	1	16.7%	1	3
ANALYST/PROGRAMMER IV	P1624	20	9			2	22.2%	5	2
ANALYST/PROGRAMMER V	P1625	22	3	1	33.3%			2	
ASSISTANT INVESTMENT OFFICER	X1182	16	1						1
ASSISTANT INVESTMENT OFFICER	X1182	20	3	1	33.3%			1	1
ASST LTC OMB/VOL COORD	X1512	18	1					1	
ASST PETROLEUM PROP ASSESSOR	K0073	23	1					1	
AUDIT MASTER	X1639	27	3					2	1
BUDGET COORDINATOR	X1485	19	1			1	100.0%		
BUDGET MANAGER	P1465	22	1			1	100.0%		
CEO AK NAT GAS DEV AUTH	X1383	28	1	1	100.0%				
CHIEF EXECUTIVE OFFICER	X1486	27	1			1	100.0%		
CHIEF FINANCIAL OFFICER	X0428	24	1	1	100.0%				
CHIEF FINANCIAL OFFICER	X0428	30	1					1	
CHIEF INVESTMENT OFFICER	X0426	30	1						1
CHIEF OF REVENUE OPERATIONS	P1265	26	1	1	100.0%				
CHIEF OPERATING OFFICER	X1487	26	1			1	100.0%		
CHILD SUPPORT MANAGER	P4153	21	2	1	50.0%	1	50.0%		
CHILD SUPPORT SPEC I	P4150	14	88	16	18.2%	11	12.5%	45	16
CHILD SUPPORT SPEC II	P4151	16	19	2	10.5%	4	21.1%	11	2
CHILD SUPPORT SPEC III	P4152	18	6			2	33.3%	4	
COMMISSIONER	X0003	00	1					1	
COMMUNICATIONS MANAGER	X0285	21	1			1	100.0%		
CONTROLLER	X0560	24	1					1	
CORPORATE INCOME TAX AUDIT II	P1283	20	2					1	1
CORPORATE INCOME TAX AUDIT III	P1284	22	1					1	
CORPORATE INCOME TAX AUDIT IV	P1285	24	2					1	1
Employees in the licensed engineers bargaining unit, some employees on approved leave without pay on June 30, 2010, and other records being audited by Retirement & Benefits at the time of this report are not included in these calculations.									
Calculations are based on retirement dates projected by Division of Retirement & Benefits.									

Retirement Projections by Department & Job Class

Department of Revenue									
				Eligible to Retire					
Job Class	Job Class Code	Range	Employee Count	Less than 1 Year	% Less than 1 Year	Between 1 and 5 years	% Between 1 and 5 years	More than 5 years	No Retirement Date Available
DATA PROCESSING MGR I	P1641	22	2	1	50.0%			1	
DATA PROCESSING MGR II	P1642	23	2			1	50.0%		1
DEP COMMISSIONER	P1951	28	2	1	50.0%	1	50.0%		
DEPUTY DIRECTOR	K0054	25	1					1	
DEPUTY DIRECTOR, TAX DIVISION	P1267	27	1					1	
DIRECTOR OF COMMUNICATIONS-PFC	X0559	24	1					1	
DIRECTOR, TAX DIVISION	K0005	27	1					1	
DIR OF INFORMATION TECHNOLOGY	X1314	24	1			1	100.0%		
DIVISION DIRECTOR	P1901	27	3	1	33.3%			1	1
ECONOMIST III	P2208	20	2						2
EXECUTIVE DIRECTOR,PFC	X0467	30	1	1	100.0%				
EXECUTIVE SECRETARY I	X0806	12	1			1	100.0%		
GENERAL COUNSEL	X1651	25	1						1
GRANTS ACCOUNTABILITY MANAGER	X1654	19	1						1
GRANTS ADMINISTRATOR MANAGER	X1652	21	1					1	
INCOME & EXCISE TAX SPECIALIST	P1286	25	1	1	100.0%				
INFORMATION TECHNOLOGY SPEC	X1312	20	2	1	50.0%				1
INTERNAL AUDITOR I	P1290	16	1					1	
INTERNAL AUDITOR II	P1291	19	1			1	100.0%		
INVESTIGATOR III	P7768	18	8	1	12.5%	1	12.5%	5	1
INVESTIGATOR IV	P7769	20	3	1	33.3%	1	33.3%	1	
INVESTMENT ASSOCIATE	X0557	18	1					1	
INVESTMENT ASSOCIATE	X0557	20	2			1	50.0%	1	
INVESTMENT OFFICER	X0554	25	6					4	2
LONG-TERM CARE OMBUDSMAN	P5990	23	1					1	
LONG TERM CARE SPECIALIST	X1649	16	1					1	
MICROFILM/IMAGING OPER I	P9811	10	1			1	100.0%		
Employees in the licensed engineers bargaining unit, some employees on approved leave without pay on June 30, 2010, and other records being audited by Retirement & Benefits at the time of this report are not included in these calculations.									
Calculations are based on retirement dates projected by Division of Retirement & Benefits.									

Retirement Projections by Department & Job Class

Department of Revenue									
				Eligible to Retire					
Job Class	Job Class Code	Range	Employee Count	Less than 1 Year	% Less than 1 Year	Between 1 and 5 years	% Between 1 and 5 years	More than 5 years	No Retirement Date Available
MICROFILM/IMAGING OPER II	P9812	12	2			1	50.0%	1	
MICRO/NETWORK SPEC I	P1633	18	4					3	1
MICRO/NETWORK SPEC II	P1634	20	1					1	
MICRO/NETWORK TECH I	P1631	14	1					1	
MICRO/NETWORK TECH II	P1632	16	4			1	25.0%	2	1
OFFICE ASSISTANT I	P1134	08	16	1	6.3%	1	6.3%		14
OFFICE ASSISTANT II	P1135	10	43			4	9.3%	14	25
OFFICE ASSISTANT III	K0077	11	2						2
OIL & GAS REVENUE AUDITOR II	P1274	20	4	1	25.0%			2	1
OIL & GAS REVENUE AUDITOR III	P1275	22	4	1	25.0%			1	2
OIL & GAS REVENUE AUDITOR IV	P1276	24	4	1	25.0%			3	
OPERATIONS RES ANL I	P1890	21	1					1	
PARALEGAL I	P7105	14	1						1
PETROLEUM ECONOMIST II	P2215	22	3	1	33.3%			2	
PETROLEUM ECON POLICY ANALYST	K0065	24	1			1	100.0%		
PFD MANAGER	P1270	22	1						1
PFD SPECIALIST I	P1218	16	9	1	11.1%	1	11.1%	4	3
PFD SPECIALIST II	P1219	18	2			1	50.0%	1	
PFD TECHNICIAN I	P1215	10	6					1	5
PFD TECHNICIAN II	P1216	12	17	3	17.6%	2	11.8%	6	6
PFD TECHNICIAN III	P1217	14	6					1	5
PROCUREMENT SPEC III	P1333	18	1					1	
PROGRAM COORDINATOR I	K0071	18	1					1	
PROGRAM COORDINATOR II	K0072	20	1						1
PROJECT MANAGER	X0494	22	1					1	
PUBLICATIONS SPECIALIST II	X1671	16	1						1
REVENUE APPEALS OFFICER I	P7305	23	1						1

Employees in the licensed engineers bargaining unit, some employees on approved leave without pay on June 30, 2010, and other records being audited by Retirement & Benefits at the time of this report are not included in these calculations.

Calculations are based on retirement dates projected by Division of Retirement & Benefits.

Retirement Projections by Department & Job Class

Department of Revenue									
				Eligible to Retire					
Job Class	Job Class Code	Range	Employee Count	Less than 1 Year	% Less than 1 Year	Between 1 and 5 years	% Between 1 and 5 years	More than 5 years	No Retirement Date Available
REVENUE APPEALS OFFICER II	P7306	25	4	1	25.0%			1	2
REVENUE APPEALS SUPERVISOR	P7307	26	1					1	
REVENUE AUDIT SUPVR I	P1263	24	2	1	50.0%	1	50.0%		
REVENUE AUDIT SUPVR II	P1264	25	3	1	33.3%			2	
SECRETARY	P1151	11	1						1
SENIOR PROGRAM OFFICER	X1610	24	1	1	100.0%				
SPECIAL ASSISTANT	X0619	21	1					1	
SPECIAL ASSISTANT	X1157	17	1					1	
SR INFORMATION TECHNOLOGY SPEC	X1313	21	1					1	
STATE COMPTROLLER	P1230	27	1						1
STATE INVESTMENT OFFICER I	X0879	18	1						1
STATE INVESTMENT OFFICER II	X0880	22	10					9	1
STATE INVESTMENT OFFICER III	X0881	24	4					4	
STATE INVESTMENT OFFICER IV	X0882	30	1	1	100.0%				
STATE PETRO PROP ASSESS	P1266	26	1					1	
SYSTEMS PROGRAMMER II	P1652	22	1					1	
TAX AUDITOR II	P1259	18	2					2	
TAX AUDITOR III	P1260	20	6	1	16.7%			4	1
TAX AUDITOR IV	P1261	22	2	2	100.0%				
TAX TECHNICIAN I	P1254	10	2					1	1
TAX TECHNICIAN II	P1257	12	6	1	16.7%			2	3
TAX TECHNICIAN III	P1255	14	13	3	23.1%	1	7.7%	8	1
TAX TECHNICIAN IV	P1256	16	3	1	33.3%			2	
TRUST PROGRAM OFFICER	X1650	22	3					2	1
UNCLAIMED PROPERTY MANAGER	P1271	18	1					1	
Employees in the licensed engineers bargaining unit, some employees on approved leave without pay on June 30, 2010, and other records being audited by Retirement & Benefits at the time of this report are not included in these calculations.									
Calculations are based on retirement dates projected by Division of Retirement & Benefits.									

Retirement Projections by Department & Job Class

Department of Transportation and Public Facilities									
				Eligible to Retire					
Job Class	Job Class Code	Range	Employee Count	Less than 1 Year	% Less than 1 Year	Between 1 and 5 years	% Between 1 and 5 years	More than 5 years	No Retirement Date Available
A/B BOS'N	M0004	00	16	1	6.3%	7	43.8%	8	
ABLE SEAMAN	M0011	00	55	6	10.9%	11	20.0%	34	4
ACCOUNTANT II	P1205	16	3	1	33.3%			2	
ACCOUNTANT III	P1206	18	5	1	20.0%			4	
ACCOUNTANT IV	P1207	20	3	1	33.3%			2	
ACCOUNTANT V	P1208	22	1					1	
ACCOUNTING CLERK	P1203	10	14			1	7.1%	7	6
ACCOUNTING TECH I	P1210	12	19	4	21.1%	2	10.5%	7	6
ACCOUNTING TECH II	P1211	14	20	1	5.0%	5	25.0%	10	4
ACCOUNTING TECH III	P1212	16	13	2	15.4%	2	15.4%	9	
ACCOUNTING TECHNICIAN IV	P1235	18	3	1	33.3%	1	33.3%	1	
ADMIN ASST III	K0053	15	12	1	8.3%	1	8.3%	9	1
ADMINISTRATIVE ASSISTANT I	K0017	12	13	3	23.1%	3	23.1%	5	2
ADMINISTRATIVE ASSISTANT II	K0018	14	17	2	11.8%	5	29.4%	9	1
ADMINISTRATIVE COORDINATOR	X0246	13	1	1	100.0%				
ADMINISTRATIVE MANAGER	X1266	16	1						1
ADMINISTRATIVE OFFICER I	K0019	17	12	1	8.3%	2	16.7%	8	1
ADMINISTRATIVE OFFICER II	K0020	19	4	1	25.0%			3	
ADMINISTRATOR, HWY SPA	P1944	21	1					1	
ADMIN OPERATIONS MGR I	K0021	22	3	1	33.3%			2	
AIRPORT LEASING PROGRAM MGR	K0001	22	2	2	100.0%				
AIRPORT LEASING SPECIALIST I	P2964	14	3					2	1
AIRPORT LEASING SPECIALIST II	P2965	16	6			2	33.3%	4	
AIRPORT LEASING SPECIALIST III	P2966	18	7	1	14.3%			5	1
AIRPORT LEASING SPECIALIST IV	P2967	20	5	2	40.0%	1	20.0%	1	1
AIRPORT MANAGER ANCH	P1975	25	1					1	
AIRPORT MANAGER FAIRBANKS	P1974	24	1					1	

Employees in the licensed engineers bargaining unit, some employees on approved leave without pay on June 30, 2010, and other records being audited by Retirement & Benefits at the time of this report are not included in these calculations.

Calculations are based on retirement dates projected by Division of Retirement & Benefits.

Retirement Projections by Department & Job Class

Department of Transportation and Public Facilities									
				Eligible to Retire					
Job Class	Job Class Code	Range	Employee Count	Less than 1 Year	% Less than 1 Year	Between 1 and 5 years	% Between 1 and 5 years	More than 5 years	No Retirement Date Available
AIRPORT OPERATIONS SPECIALIST	P1964	19	5	1	20.0%	2	40.0%	2	
AIRPORT OPERATIONS SUPT	P1966	21	1	1	100.0%				
AIRPORT OPRS OFFICER	P1965	18	12	1	8.3%			6	5
AIRPORT POLICE & FIRE OFF I	P7831	74	2						2
AIRPORT POLICE & FIRE OFF II	P7832	75	57	2	3.5%	6	10.5%	29	20
AIRPORT POLICE & FIRE OFF III	P7836	76	13	1	7.7%	1	7.7%	10	1
AIRPORT POLICE & FIRE OFF IV	P7837	77	5	2	40.0%			3	
AIRPORT POLICE & FIRE OFF V	P7838	20	2	2	100.0%				
AIRPORT POLICE & FIRE OFF VI	P7839	21	1	1	100.0%				
AMHS DISPATCHER	P1417	15	5	1	20.0%			3	1
AMHS DISPATCH SUPERVISOR	P1418	16	1					1	
AMHS SAFETY MGMT COORDINATOR	K0079	19	1						1
AMHS SECURITY OFFICER	P1960	19	1	1	100.0%				
ANALYST/PROGRAMMER III	P1623	18	7	1	14.3%			6	
ANALYST/PROGRAMMER IV	P1624	20	6	3	50.0%			3	
ANALYST/PROGRAMMER V	P1625	22	8	2	25.0%	2	25.0%	3	1
ASST COMMISSIONER	P1980	27	4	2	50.0%	1	25.0%	1	
ASST SECOND COOK	M0016	00	10	2	20.0%	2	20.0%	6	
BARTENDER	M0019	00	7	3	42.9%	2	28.6%	2	
BUDGET ANALYST II	P1462	16	1					1	
BUDGET ANALYST III	P1463	19	3	1	33.3%			2	
BUDGET ANALYST IV	P1464	21	4	1	25.0%	2	50.0%	1	
BUILDING MAINT MANAGER	P8461	22	4	1	25.0%			3	
BUILDING MAINT SUPT	P8460	20	1	1	100.0%				
BUILDING MANAGEMENT ASST	P8456	14	1	1	100.0%				
CASHIER/GIFT SHOP OPER	M0025	00	17	5	29.4%	4	23.5%	8	
CHF COOK	M0014	00	14	2	14.3%	2	14.3%	10	

Employees in the licensed engineers bargaining unit, some employees on approved leave without pay on June 30, 2010, and other records being audited by Retirement & Benefits at the time of this report are not included in these calculations.

Calculations are based on retirement dates projected by Division of Retirement & Benefits.

Retirement Projections by Department & Job Class

Department of Transportation and Public Facilities									
				Eligible to Retire					
Job Class	Job Class Code	Range	Employee Count	Less than 1 Year	% Less than 1 Year	Between 1 and 5 years	% Between 1 and 5 years	More than 5 years	No Retirement Date Available
CHF MATE	M0038	00	17	1	5.9%	3	17.6%	12	1
CHF PURSER	M0001	00	18	6	33.3%	4	22.2%	8	
CHF STEWARD	M0012	00	14	2	14.3%	6	42.9%	6	
CHF WGTS MEAS & PERMIT	P2476	22	2			2	100.0%		
CHIEF COMMUNICATIONS OFFICER	X1449	23	1					1	
CHIEF CONTRACTS OFFICER	P1349	23	1	1	100.0%				
CHIEF ENGINEERING GEOLOGIST	K0047	24	1	1	100.0%				
COLLEGE INTERN III	P6956	10	1					1	
COMMISSIONER	X0003	00	1	1	100.0%				
COMM VEHICLE ENFORCEMENT OFF I	P2460	12	1					1	
COMM VEHICLE ENFORCEMENT OFF II	P2461	14	18	4	22.2%	2	11.1%	12	
COMM VEHICLE ENFORCEMENT OFF III	P2462	16	3	1	33.3%			1	1
CONTRACTING OFFICER II	P1344	16	2			1	50.0%		1
CONTRACTING OFFICER III	P1345	19	1					1	
CUSTODIAL SERVICES SPVR	P9189	16	1	1	100.0%				
DATABASE SPECIALIST II	P1827	21	1			1	100.0%		
DATA PROCESSING MGR I	P1641	22	4	2	50.0%			2	
DATA PROCESSING MGR II	P1642	23	1	1	100.0%				
DATA PROCESSING MGR III	P1643	24	1	1	100.0%				
DATA PROCESSING TECH I	P1611	13	1			1	100.0%		
DECK/STEWARD UTILITY, LITUYA	X1431	00	3	1	33.3%	1	33.3%	1	
DEP COMMISSIONER	P1951	28	3	1	33.3%			1	1
DEP EXEC DIR PROJ DEVEL KABATA	X1462	25	1						1
DEV SPEC II, OPTION A	P2288	20	2					1	1
DIGITAL MAPPING PROJECT MGR	X1558	20	1						1
DIVISION DIRECTOR	P1901	27	6	2	33.3%	4	66.7%		
DIVISION OPERATIONS MANAGER	K0051	24	1			1	100.0%		
Employees in the licensed engineers bargaining unit, some employees on approved leave without pay on June 30, 2010, and other records being audited by Retirement & Benefits at the time of this report are not included in these calculations.									
Calculations are based on retirement dates projected by Division of Retirement & Benefits.									

Retirement Projections by Department & Job Class

Department of Transportation and Public Facilities									
				Eligible to Retire					
Job Class	Job Class Code	Range	Employee Count	Less than 1 Year	% Less than 1 Year	Between 1 and 5 years	% Between 1 and 5 years	More than 5 years	No Retirement Date Available
DRAFTING TECHNICIAN III	P8425	15	21	7	33.3%	3	14.3%	6	5
DRILLER (J/SJ)	P9551	53	5					2	3
DRILLER (J/SJ)	P9551	54	2						2
DUPLICATION SUPERVISOR	P1171	15	1					1	
ENGINEER/ARCHITECT I	P8913	22	33	5	15.2%			19	9
ENGINEER/ARCHITECT II	P8914	23	20	2	10.0%	4	20.0%	11	3
ENGINEER/ARCHITECT III	P8915	25	40	8	20.0%	1	2.5%	29	2
ENGINEER/ARCHITECT IV	P8916	26	23	5	21.7%	2	8.7%	15	1
ENGINEER/ARCHITECT V	P8918	27	6	4	66.7%	1	16.7%	1	
ENGINEERING ASSISTANT I	P8910	17	20			1	5.0%	2	17
ENGINEERING ASSISTANT II	P8911	19	106	16	15.1%	9	8.5%	47	34
ENGINEERING ASSISTANT III	P8912	21	119	24	20.2%	13	10.9%	65	17
ENGINEERING ASSOCIATE	P8925	21	38	12	31.6%	14	36.8%	11	1
ENGINEERING GEOLOGIST II	P8387	18	5			1	20.0%	3	1
ENG TECH (J/SJ)	P9571	54	38	8	21.1%	6	15.8%	22	2
ENG TECH (J/SJ)	P9571	55	30	1	3.3%	3	10.0%	20	6
ENG TECH (J/SJ)	P9571	57	52	3	5.8%	1	1.9%	6	42
ENVIRON IMPACT ANALYST I	P8541	15	3						3
ENVIRON IMPACT ANALYST II	P8542	17	11	1	9.1%	2	18.2%	4	4
ENVIRON IMPACT ANALYST III	P8543	19	14	3	21.4%	1	7.1%	5	5
ENVIRON IMPC ANALYSIS MGR I	P8551	21	7	1	14.3%	3	42.9%	3	
ENVIRON IMPC ANALYSIS MGR II	P8552	22	1					1	
ENVIRONMENTAL/SEC 106 LIAISON	X1719	21	1						1
ENVIRON PROGRAM MANAGER I	P8531	21	1					1	
ENVIRON PROGRAM SPEC III	P8523	18	2					1	1
ENVIRON PROGRAM SPEC IV	P8524	20	1					1	
ENVIRO SERVICES (F/L/J)	P9171	57	4	2	50.0%			2	
Employees in the licensed engineers bargaining unit, some employees on approved leave without pay on June 30, 2010, and other records being audited by Retirement & Benefits at the time of this report are not included in these calculations.									
Calculations are based on retirement dates projected by Division of Retirement & Benefits.									

Retirement Projections by Department & Job Class

Department of Transportation and Public Facilities									
				Eligible to Retire					
Job Class	Job Class Code	Range	Employee Count	Less than 1 Year	% Less than 1 Year	Between 1 and 5 years	% Between 1 and 5 years	More than 5 years	No Retirement Date Available
ENVIRO SERVICES (F/L/J)	P9171	60	54	8	14.8%	11	20.4%	20	15
EQUAL EMPLOY OFFICER II	P1419	16	3	1	33.3%				2
EQUAL EMPLOY OFFICER III	P1420	18	3			1	33.3%	2	
EQUIPMENT FLEET DIST MANAGER	P9711	20	5	2	40.0%			3	
EQUIPMENT FLEET PARTS MANAGER	P9712	20	1					1	
EQUIPMENT OPERATOR FOREMAN I	P9516	51	24	5	20.8%	9	37.5%	10	
EQUIPMENT OPERATOR FOREMAN II	P9517	50	4					4	
EQUIP OPERATIONS ANALYST	P1790	18	2	2	100.0%				
EQUIP OPERATOR (F/LJ/J/SJ)	P9511	52	139	14	10.1%	17	12.2%	83	25
EQUIP OPERATOR (F/LJ/J/SJ)	P9511	53	314	28	8.9%	50	15.9%	168	68
EQUIP OPERATOR (F/LJ/J/SJ)	P9511	54	45	2	4.4%	4	8.9%	11	28
EQUIP OPERATOR (F/LJ/J/SJ)	P9511	56	14	2	14.3%	1	7.1%	3	8
EQUIP OPERATOR (F/LJ/J/SJ)	P9511	58	23	1	4.3%	2	8.7%	5	15
EX DIR KNIK ARM BRDG/TOLL AUTH	X1385	27	1					1	
EXEC SECRETARY III	P1156	16	1	1	100.0%				
FACILITIES MANAGER I	P2252	20	2	1	50.0%			1	
FERRY RESERVATIONS AGENT	P2142	13	1						1
FERRY RESERVATIONS SUPERVISOR	P2143	15	1			1	100.0%		
FERRY TERMINAL ASSISTANT I	P2152	12	53	3	5.7%	3	5.7%	22	25
FERRY TERMINAL ASSISTANT II	P2149	14	4			2	50.0%	2	
FERRY TERMINAL MANAGER I	P2150	15	9	2	22.2%	1	11.1%	4	2
FERRY TERMINAL MANAGER II	P2151	16	4	1	25.0%	2	50.0%		1
FERRY TERMINAL OPERATIONS MGR	P2153	18	1			1	100.0%		
FVF CHIEF MATE	X1408	00	3	1	33.3%			2	
FVF DECK RATING	X1410	00	3					2	1
FVF MASTER	X1407	00	6			1	16.7%	5	
FVF PASSENGER SVC WKR-IN-CHG	X1413	00	4					4	
Employees in the licensed engineers bargaining unit, some employees on approved leave without pay on June 30, 2010, and other records being audited by Retirement & Benefits at the time of this report are not included in these calculations.									
Calculations are based on retirement dates projected by Division of Retirement & Benefits.									

Retirement Projections by Department & Job Class

Department of Transportation and Public Facilities									
				Eligible to Retire					
Job Class	Job Class Code	Range	Employee Count	Less than 1 Year	% Less than 1 Year	Between 1 and 5 years	% Between 1 and 5 years	More than 5 years	No Retirement Date Available
FVF PASSENGER SVC WORKER	X1414	00	6			2	33.3%	3	1
FVF SECOND MATE	X1409	00	7					5	2
GRANTS ADMINISTRATOR II	P2270	17	2					1	1
HEAD BEDROOM STEWARD	M0024	00	10	4	40.0%	1	10.0%	5	
HEAD WAITER	M0020	00	2	1	50.0%			1	
INFORMATION OFFICER III	P3615	20	1					1	
INTERNAL AUDITOR III	P1292	21	4			2	50.0%	2	
INTERNAL AUDITOR IV	P1293	23	1			1	100.0%		
INTERNAL AUDITOR V	P1294	25	1	1	100.0%				
INTERNATIONAL AIRPORT FOREMAN	P9519	49	4	2	50.0%			2	
INTERNET SPECIALIST II	K0004	19	1					1	
INTL AIRPTS CONTROLLER	P1962	24	1					1	
JUNIOR ASST PURSER	M0003	00	3					3	
JUNIOR ENGINEER	M0010	00	19	4	21.1%	4	21.1%	5	6
KABATA CHIEF ENGINEER	X1563	24	1						1
KABATA CHIEF FINANCIAL OFFICER	X1562	24	1						1
LAND SURVEY MANAGER I	K0062	23	1			1	100.0%		
LAND SURVEYOR I	P8835	21	6	1	16.7%	1	16.7%	3	1
LAND SURVEYOR II	P8836	22	2	1	50.0%			1	
LAW OFFICE ASSISTANT I	P7502	11	1						1
MAINT GEN (F/L/J/SJ)	P9311	53	4			2	50.0%	2	
MAINT GEN (F/L/J/SJ)	P9311	54	43	9	20.9%	7	16.3%	14	13
MAINT GEN (F/L/J/SJ)	P9311	56	5			1	20.0%	1	3
MAINT GEN (F/L/J/SJ)	P9311	58	6			1	16.7%	3	2
MAINT & OPERATIONS MANAGER	P9748	23	2			2	100.0%		
MAINT & OPERATIONS SPECIALIST	P9747	21	5	3	60.0%	1	20.0%	1	
MAINT & OPERATIONS SUPER	P9441	21	13	5	38.5%			5	3
Employees in the licensed engineers bargaining unit, some employees on approved leave without pay on June 30, 2010, and other records being audited by Retirement & Benefits at the time of this report are not included in these calculations.									
Calculations are based on retirement dates projected by Division of Retirement & Benefits.									

Retirement Projections by Department & Job Class

Department of Transportation and Public Facilities									
				Eligible to Retire					
Job Class	Job Class Code	Range	Employee Count	Less than 1 Year	% Less than 1 Year	Between 1 and 5 years	% Between 1 and 5 years	More than 5 years	No Retirement Date Available
MAINT SPEC BFC (F/LJ/J)	P9323	50	8	3	37.5%	1	12.5%	3	1
MAINT SPEC BFC (F/LJ/J)	P9323	51	21	3	14.3%	7	33.3%	11	
MAINT SPEC BFC (F/LJ/J)	P9323	53	34	2	5.9%	3	8.8%	17	12
MAINT SPEC ETRICIAN	P9325	50	1			1	100.0%		
MAINT SPEC ETRICIAN	P9325	51	34	1	2.9%	7	20.6%	11	15
MAINT SPEC ETRONICS	P9324	51	10	2	20.0%	3	30.0%	2	3
MAINT SPEC PLUMB	P9328	51	9			1	11.1%	5	3
MAINT SPEC TCES	P9329	51	3					2	1
MANAGER, AIRFIELD MAINTENANCE	P1972	22	1					1	
MARINE TRAFFIC MANAGER	P2148	23	1					1	
MARINE TRANS SRVS MGR	P1971	24	3	2	66.7%			1	
MASTER	M0036	00	17	8	47.1%	4	23.5%	5	
MASTER, LITUYA CLASS	X1428	00	1					1	
MATLAB TECH (F/L/S/J/SJ)	P9581	51	1					1	
MATLAB TECH (F/L/S/J/SJ)	P9581	52	1					1	
MATLAB TECH (F/L/S/J/SJ)	P9581	53	5	1	20.0%			4	
MATLAB TECH (F/L/S/J/SJ)	P9581	54	7			1	14.3%	1	5
MATLAB TECH (F/L/S/J/SJ)	P9581	57	1						1
MEASURE STANDARDS SPVR	P2484	18	1					1	
MECH AUTO	P9331	51	12	5	41.7%	4	33.3%	3	
MECH AUTO	P9331	52	1					1	
MECH AUTO	P9331	53	118	11	9.3%	10	8.5%	68	29
MECH AUTO	P9331	56	5					1	4
MESS STEWARD	M0023	00	15	8	53.3%	2	13.3%	4	1
MICRO/NETWORK SPEC I	P1633	18	13	2	15.4%			9	2
MICRO/NETWORK SPEC II	P1634	20	5			2	40.0%	3	
MICRO/NETWORK TECH I	P1631	14	1						1
Employees in the licensed engineers bargaining unit, some employees on approved leave without pay on June 30, 2010, and other records being audited by Retirement & Benefits at the time of this report are not included in these calculations.									
Calculations are based on retirement dates projected by Division of Retirement & Benefits.									

Retirement Projections by Department & Job Class

Department of Transportation and Public Facilities									
				Eligible to Retire					
Job Class	Job Class Code	Range	Employee Count	Less than 1 Year	% Less than 1 Year	Between 1 and 5 years	% Between 1 and 5 years	More than 5 years	No Retirement Date Available
MICRO/NETWORK TECH II	P1632	16	8					3	5
OFFICE ASSISTANT I	P1134	08	14			4	28.6%	2	8
OFFICE ASSISTANT II	P1135	10	84	12	14.3%	8	9.5%	25	39
OFFICE ASSISTANT III	K0077	11	4			1	25.0%	2	1
OFFICE ASSISTANT IV	P1136	12	6			2	33.3%	4	
OFFICE ASST IV	X1718	12	1					1	
OFFSET DUP MACH OP II	P1170	12	2	1	50.0%				1
OILER	M0008	00	45	5	11.1%	4	8.9%	20	16
ORDINARY SEAMAN	M0005	00	65	7	10.8%	14	21.5%	29	15
ORDINARY SEAMAN PORTER	M0006	00	10	5	50.0%	4	40.0%		1
PASSENGER SERVICES INSP	P1969	17	2					2	
PILOT	M0037	00	2					2	
PLANNER I	P2291	15	5					2	3
PLANNER II	P2292	17	6			1	16.7%	2	3
PLANNER III	P2293	19	16	4	25.0%	1	6.3%	8	3
PORT CAPTAIN	P8694	23	3			1	33.3%		2
PROCUREMENT SPEC I	P1331	14	9			2	22.2%	3	4
PROCUREMENT SPEC II	P1332	16	5			3	60.0%	1	1
PROCUREMENT SPEC III	P1333	18	8	2	25.0%			4	2
PROCUREMENT SPEC IV	P1334	20	2			1	50.0%	1	
PROCUREMENT SPEC V	P1335	21	3			2	66.7%	1	
PROGRAM COORDINATOR II	K0072	20	1			1	100.0%		
PROJECT ASSISTANT	K0070	16	1	1	100.0%				
PROJECT MANAGER	X0494	23	1					1	
PROJECT MANAGER	X1223	25	1			1	100.0%		
PUBLICATIONS SPEC II	P3607	16	1					1	
PUBLICATIONS SPEC III	P3608	19	1						1
Employees in the licensed engineers bargaining unit, some employees on approved leave without pay on June 30, 2010, and other records being audited by Retirement & Benefits at the time of this report are not included in these calculations.									
Calculations are based on retirement dates projected by Division of Retirement & Benefits.									

Retirement Projections by Department & Job Class

Department of Transportation and Public Facilities									
				Eligible to Retire					
Job Class	Job Class Code	Range	Employee Count	Less than 1 Year	% Less than 1 Year	Between 1 and 5 years	% Between 1 and 5 years	More than 5 years	No Retirement Date Available
RADIO DISPATCHER II	P1115	12	13			1	7.7%	6	6
RADIO DISPATCHER III	P1118	13	2					2	
REGIONAL ENGINEERING GEOLOGIST	K0042	22	3	1	33.3%			2	
REGNL SAF&ARPT SEC OFF	P7870	18	3			1	33.3%	1	1
RESEARCH ANALYST I	P1792	13	1						1
RESEARCH ANALYST II	P1793	16	4	1	25.0%			1	2
RESEARCH ANALYST III	P1794	18	1					1	
RESERVATIONS SPECIALIST	P2144	16	2			1	50.0%	1	
RIGHT OF WAY AGENT I	P2711	14	2					1	1
RIGHT OF WAY AGENT II	P2712	16	13	5	38.5%	1	7.7%	4	3
RIGHT OF WAY AGENT III	P2713	18	19	5	26.3%	4	21.1%	7	3
RIGHT OF WAY AGENT IV	P2714	20	6	2	33.3%	2	33.3%	1	1
RIGHT OF WAY AGENT VI	P2716	23	4	1	25.0%	3	75.0%		
RIGHT OF WAY ASSISTANT	P2710	12	3					3	
RIGHT-OF-WAY REVIEW AP/I	P2708	21	2	1	50.0%			1	
RURAL AIRPORT FOREMAN	P9518	49	15	3	20.0%	3	20.0%	8	1
SAFETY & EMERG SUPP SPEC	P7852	17	1	1	100.0%				
SAFETY OFFICER	P1947	18	2	1	50.0%				1
SECOND COOK	M0015	00	21	1	4.8%	6	28.6%	13	1
SECOND MATE	M0039	00	14	2	14.3%	3	21.4%	7	2
SECOND STEWARD	M0030	00	7	1	14.3%	1	14.3%	5	
SECRETARY	P1151	11	5	3	60.0%				2
SENIOR ASST PURSER	M0002	00	10	3	30.0%			7	
SHIP SERVICES MGR/PORT STEWARD	P1970	21	1	1	100.0%				
SPEC ASST TO THE COMM II	P1918	23	2	2	100.0%				
STATE EQUIPMENT FLEET MANAGER	P9714	23	1					1	
STATE METROLOGIST I	P2486	16	1						1
Employees in the licensed engineers bargaining unit, some employees on approved leave without pay on June 30, 2010, and other records being audited by Retirement & Benefits at the time of this report are not included in these calculations.									
Calculations are based on retirement dates projected by Division of Retirement & Benefits.									

Retirement Projections by Department & Job Class

Department of Transportation and Public Facilities									
				Eligible to Retire					
Job Class	Job Class Code	Range	Employee Count	Less than 1 Year	% Less than 1 Year	Between 1 and 5 years	% Between 1 and 5 years	More than 5 years	No Retirement Date Available
STATE METROLOGIST II	P2485	18	1					1	
STATISTICAL TECHNICIAN I	P1706	12	4	2	50.0%				2
STATISTICAL TECHNICIAN II	P1707	14	1						1
STEWARD	M0044	00	217	9	4.1%	13	6.0%	63	132
STOCK & PARTS SVCS (L/J/SJ)	P9911	53	12	4	33.3%	2	16.7%	5	1
STOCK & PARTS SVCS (L/J/SJ)	P9911	54	6	2	33.3%			3	1
STOCK & PARTS SVCS (L/J/SJ)	P9911	55	9	2	22.2%	3	33.3%	1	3
STOCK & PARTS SVCS (L/J/SJ)	P9911	57	12	1	8.3%	1	8.3%	4	6
STOREKEEPER	M0013	00	6			1	16.7%	4	1
SUPPLY TECHNICIAN I	P1310	10	1						1
SUPPLY TECHNICIAN II	P1311	12	6	2	33.3%	1	16.7%	2	1
SURVEY INSTRUM TECH II	P9463	17	1	1	100.0%				
SURVEY INSTRUM TECH TNE	P9461	14	1						1
SURVEY (L/J/SJ)	P9591	53	7	4	57.1%			1	2
SURVEY (L/J/SJ)	P9591	54	7					5	2
SURVEY (L/J/SJ)	P9591	56	6			1	16.7%	1	4
SURVEY (L/J/SJ)	P9591	58	1						1
SYSTEMS PROGRAMMER III	P1653	23	1			1	100.0%		
TECH ENG / ARCHITECT II	P8921	25	11	4	36.4%			7	
TECHNICAL ENG I/ARCHITECT I	P8920	24	22	4	18.2%	2	9.1%	14	2
THIRD ASST ENGINEER	M0035	00	2					2	
THIRD MATE	M0040	00	33	1	3.0%	2	6.1%	19	11
TRAINING SPECIALIST I	P1471	16	2					2	
TRAINING SPECIALIST II	P1472	18	1					1	
TRANS PLANNER I	P2296	21	18	5	27.8%	4	22.2%	6	3
TRANS PLANNER II	P2297	22	8	1	12.5%	3	37.5%	4	
TRANS PLANNER III	P2298	24	4	3	75.0%			1	
Employees in the licensed engineers bargaining unit, some employees on approved leave without pay on June 30, 2010, and other records being audited by Retirement & Benefits at the time of this report are not included in these calculations.									
Calculations are based on retirement dates projected by Division of Retirement & Benefits.									

Retirement Projections by Department & Job Class

Department of Transportation and Public Facilities									
				Eligible to Retire					
Job Class	Job Class Code	Range	Employee Count	Less than 1 Year	% Less than 1 Year	Between 1 and 5 years	% Between 1 and 5 years	More than 5 years	No Retirement Date Available
VESSEL CONST MANAGER I	P8683	21	2					1	1
VESSEL CONST MANAGER II	P8684	22	4	1	25.0%			3	
VESSEL CONST MANAGER III	P8685	24	2	1	50.0%			1	
VESSEL SCHEDULING COORDINATOR	P2140	17	1						1
WATCHMAN PORTER	M0007	00	20	4	20.0%	4	20.0%	12	
WEIGHTS & MEAS INSP I	P2481	14	3			1	33.3%	1	1
WEIGHTS & MEAS INSP II	P2482	16	4					4	
WEIGHTS & MEAS INSP TRNE	P2480	12	2						2
WIPER	M0009	00	19	2	10.5%	3	15.8%	9	5
Employees in the licensed engineers bargaining unit, some employees on approved leave without pay on June 30, 2010, and other records being audited by Retirement & Benefits at the time of this report are not included in these calculations.									
Calculations are based on retirement dates projected by Division of Retirement & Benefits.									

The Division of Personnel & Labor Relations would like to offer special thanks to and acknowledge the photos of: Staci Augustus (DOA) and Sean Montgomery (DOTPF)

State of Alaska
Department of Administration
Division of Personnel & Labor Relations

Becky L. Hultberg
Commissioner

Nicki Neal
Division Director

Contributors:
Nicki Neal, Connie Preecs, Emy Abad, and Frank Hurt

The Workforce Profile is written by and produced for the employees and clients of the Department of Administration, Division of Personnel & Labor Relations. It is published once per year.

Reader comments are encouraged. Reprint permission is granted on all materials not under owner copyright. Please credit this publication, and provide a copy of the publication in which the material is used.

DOPLR Workforce Profile Editor
PO Box 110201
Juneau, AK 99811-0201

The Alaska Department of Administration complies with Title II of the 1990 Americans with Disabilities Act. This publication is available in alternative communication formats upon request. To make necessary arrangements, contact the Employee Planning and Information Center of the Division of Personnel and Labor Relations at (907) 465-4434 or the TDD for the hearing impaired at (800) 770-8973.

Division of Personnel & Labor Relations
State Office Building
333 Willoughby Avenue
10th Floor
PO Box 110201
Juneau, AK 99811-0201
Phone: 907-465-4430
www.dop.state.ak.us